

New theoretical yields of intermediate mass stars

L.B. van den Hoek¹ and M.A.T. Groenewegen²

¹ Astronomical Institute “Anton Pannekoek”, Kruislaan 403, NL 1098 SJ Amsterdam, The Netherlands

² Max-Planck-Institut für Astrophysik, Karl-Schwarzschild-Straße 1, D-85748 Garching, Germany

Received date; accepted date

Abstract. We present theoretical yields of H, ⁴He, ¹²C, ¹³C, ¹⁴N, and ¹⁶O for stars with initial masses between 0.8 and 8 M_⊙ and initial metallicities Z = 0.001, 0.004, 0.008, 0.02, and 0.04. We use the evolutionary tracks of the Geneva group up to the early asymptotic giant branch (AGB) in combination with a synthetic thermal-pulsing AGB evolution model to follow in detail the chemical evolution and mass loss up to the end of the AGB including the first, second, and third dredge-up phases. Most of the relations used are metallicity dependent to make a realistic comparison with stars of different initial abundances. The effect of Hot Bottom Burning (HBB) is included in an approximate way.

The free parameters in our calculations are the mass loss scaling parameter η_{AGB} for stars on the AGB (using a Reimers law), the minimum core mass for dredge-up $M_{\text{c}}^{\text{min}}$, and the third dredge-up efficiency λ . As derived from previous extensive modeling, $\eta_{\text{AGB}} = 4$, $M_{\text{c}}^{\text{min}} = 0.58 M_{\odot}$, and $\lambda = 0.75$ including HBB are in best agreement with observations of AGB stars both in the Galactic disk and Magellanic Clouds.

The influence of specific model assumptions and adopted parameter values on the resulting AGB yields is examined and compared with earlier theoretical work. We compare the abundances predicted during the final stages of the AGB with those observed in planetary nebulae in the Galactic disk and show that the model with the aforementioned parameters is in good agreement with the observations. The metallicity dependent yields of intermediate mass stars presented in this paper are well suited for use within galactic chemical evolution models.

Key words: Stars: abundances, evolution, AGB – ISM: abundances – Galaxies: abundances

1. Introduction

Presumably all main sequence stars with initial masses between ~ 0.9 and $\sim 8 M_{\odot}$ pass through a double-shell burning phase at the end of their lifetime, also referred to as the asymptotic giant branch (AGB) phase. During this phase, intermediate mass stars lose most of their envelope mass while they contribute substantially to the interstellar abundances of He, C, N, and s-process elements (e.g. Renzini & Voli 1981; Iben & Renzini 1983; Dopita & Meatheringham 1991).

The most quoted work with respect to the yields of intermediate mass stars is that of Renzini & Voli (1981; hereafter RV) who calculated the amount of matter returned to the ISM by AGB stars in the form of e.g. He, C, N, and O. Their well known results have been widely used to compare the predicted abundances in the ejecta of AGB stars with the abundances observed in planetary nebulae (see Clegg 1991 and references therein) and have been often applied in Galactic chemical evolution models (e.g. Matteucci et al. 1989; Rocca-Volmerange & Schaeffer 1990).

In this paper, we use a synthetic evolution model similar in approach to that presented by RV to follow the chemical evolution of stars on the AGB. However, our model differs substantially from that described by RV, both in the various aspects of AGB evolution considered as well as in the parameters that best fit the observations (in particular the mass loss rate on the AGB). The model has been described in detail by Groenewegen & de Jong (1993; hereafter GJ) and applied to various observational aspects of AGB evolution, both for AGB stars in the Galactic disk and Magellanic Clouds (GJ; Groenewegen, van den Hoek & de Jong 1995, hereafter GHJ).

An important aspect of AGB evolution largely neglected in previous studies is the metallicity dependence of the evolutionary algorithms used. Observations show that the luminosity function and relative number ratios of carbon and oxygen-rich AGB stars in the Large and Small Magellanic Clouds are different (see e.g. GJ). One of the explanations for this is the different metallicity in these

galaxies. In the actual model, we use a nearly complete metallicity dependent treatment of the evolution of AGB stars covering the first, second, and third dredge up. In addition, in GJ/GHJ take into account several new physical ingredients including the variation of the luminosity during the interpulse period, the fact that the first few pulses are not yet at full amplitude, and the detailed inclusion of mass loss and chemical evolution prior to the AGB.

Before reaching the AGB phase, the main sequence stellar composition has changed during the first dredge-up (experienced by all stars on the red giant branch (RGB)) and during the second dredge-up (experienced by stars with initial mass larger than some certain critical mass). The first dredge up occurs when the convective envelope moves inwards as a star becomes a red giant for the first time so that helium and CNO processed material are brought to the surface. Several tenths of solar masses can be lost in this phase for low mass stars (e.g. Sweigart et al. 1990; Rood 1973).

The second dredge-up is associated with the formation of the electron-degenerate CO core after central helium exhaustion and occurs on the early-AGB (hereafter E-AGB). In this case, helium and nitrogen may be dredged up towards the stellar surface. We use the comprehensive set of metallicity dependent stellar evolution tracks provided by the Geneva group (e.g. Schaller et al. 1992) to describe the evolution prior to the AGB. However, to study in detail the influence of the first and second dredge up on the AGB yields, we also consider a metallicity dependent theoretical treatment of these phases (cf. Sect. 3) according to the recipes outlined in GJ. In both cases, the stellar evolution prior to the AGB is coupled consistently to the thermal pulsing AGB phase.

During the third dredge up, carbon is dredged up to the stellar surface by convection of the carbon-rich pocket formed after each helium shell flash (or thermal pulse (TP)). By mixing additional carbon to the envelope, the star may undergo a transition from M-star (oxygen-rich), to S-star (carbon roughly equal to oxygen), and C-star (carbon outnumbering oxygen). For stars with $m \gtrsim 3 - 4 M_{\odot}$, this transition is affected by HBB when both carbon already present and newly dredged-up carbon are processed at the base of the convective envelope according to the CNO cycle. We account for the effect of HBB in an approximate way since the details of this process are not well understood. Abundance variations during the AGB of individual elements heavier than oxygen are not taken into account.

The free parameters in our calculations are the mass loss scaling parameter η_{AGB} for stars on the AGB (using a Reimers law), the minimum core mass for dredge-up $M_{\text{c}}^{\text{min}}$, and the third dredge-up efficiency λ . We will discuss the effect of these parameters as well as the effect of HBB on the stellar yields in Sect. 4. For AGB stars both in the Galactic disk and Magellanic Clouds, models with

$\eta_{\text{AGB}} = 4$, $M_{\text{c}}^{\text{min}} = 0.58 M_{\odot}$, and $\lambda = 0.75$ including HBB are in best agreement with the observations. Part of the argumentation for this specific set of parameter values can be found in GJ and GHJ and references therein. For this set, we compute the stellar yields of H, ${}^4\text{He}$, ${}^{12}\text{C}$, ${}^{13}\text{C}$, ${}^{14}\text{N}$, and ${}^{16}\text{O}$ of AGB stars with initial mass between 0.8 and $8 M_{\odot}$, and initial metallicity $Z = 0.001, 0.004, 0.008, 0.02$ and 0.04, as presented at the end of this paper.

This paper is organized as follows. In Sect. 2, we define the stellar yields used throughout this paper. In Sect. 3, we briefly describe the basic ingredients of the synthetic evolution model related to the chemical evolution of stars on the AGB. In Sect. 4, resulting stellar yields are presented and their dependence on the main model assumptions is examined. In Sect. 5, we discuss the preferred set of stellar yields with respect to earlier theoretical work and compare the abundances predicted during the final stages of the AGB with those observed in planetary nebulae (PNe) in the Galactic disk.

2. Definition of stellar yields

The element yield p_j of a star of initial mass m is defined as the newly formed and ejected mass of element j integrated over the stellar lifetime $\tau(m)$ and normalized to the initial mass (e.g. Maeder 1992):

$$mp_j(m) = \int_0^{\tau(m)} E(m, t) \cdot (Z_j(t) - Z_j(0)) dt \quad (1)$$

where $E(m, t)$ denotes the stellar mass-loss rate and $Z_j(t)$ the abundance by mass of element j in the ejecta at stellar age t . Note that negative yields may occur e.g. in the case of hydrogen consumption.

In general, stellar yields depend on the initial stellar abundances in different manners. First, abundances in the stellar envelope $Z_j(t)$ are related in a complex manner to the initial abundances of distinct elements (e.g. helium and/or oxygen). This is particularly true for stars on the AGB as we will discuss below. To first order, we take this important effect into account by the dependence of the evolutionary algorithms used on the initial stellar metallicity $Z(0)$, i.e. integrated over elements heavier than helium. Second, stellar lifetimes $\tau(m)$, remnant masses $m_{\text{rem}}(m)$, and mass-loss rates $E(m, t)$ vary strongly with initial stellar metallicity (e.g. Schaller et al. 1992). Third, stellar yields are defined with respect to the initial stellar abundances $Z_j(0)$ (cf. Eq. 1).

To allow for a direct comparison of the derived element yields for pre-AGB and AGB evolution phases (see below), we adopt the initial abundances as used in the stellar evolution tracks presented by the Geneva group (i.e. Schaller et al. 1992; Schaerer et al. 1993a,b; Charbonnel et al. 1993; Meynet et al. 1994). In brief, the Geneva group calculated the initial helium abundance from:

$$Y = Y_0 + \frac{\Delta Y}{\Delta Z} Z \quad (2)$$

assuming a primordial helium abundance Y_0 of 0.24 (e.g. Audouze 1987; Steigman 1989) and $\Delta Y/\Delta Z = 3$ (e.g. Pagel et al. 1986; Pagel & Kaztauskas 1992) for stars in the Galactic disk. Accordingly, these tracks imply a revised solar metallicity of $Z_\odot = 0.0188$ with $Y_\odot = 0.299$ (see Schaller et al. 1992). Initial abundances of C, N, and O were taken according to the relative ratios (cf. Anders & Grevesse 1989) used in the opacity tables by Rogers & Iglesias (1992). The hydrogen content was calculated from $X = 1 - Y - Z$. Table 1 lists the adopted initial abundances of H, ^4He , ^{12}C , ^{13}C , ^{14}N , and ^{16}O at metallicities $Z(0) = 0.001, 0.004, 0.008, 0.02, \text{ and } 0.04$. Note that abundances are given by mass throughout this paper.

In this paper, we distinguish stellar yields for e.g. the pre-AGB and AGB phases (cf. Sect. 4). In this case, the total mass of element j ejected during mass-loss phase i (with age boundaries $t_1^i(m)$ and $t_u^i(m)$ in Eq. 1) can be written as:

$$\Delta m_j^i = \Delta m_j^i Z_j(0) + m p_j^i(m) \quad (3)$$

where $\Delta m^i = \Sigma_j \Delta m_j^i$ is the total mass ejected during phase i . Similarly, mean abundances of element j within the ejecta returned to the ISM during phase i can be written as:

$$\langle Z_j^i \rangle = \frac{m p_j^i}{\Delta m^i} + Z_j(0) \quad (4)$$

The lifetime-integrated stellar yield of element j in terms of the stellar yields for distinct mass-loss phases i is given by $m p_j = m \Sigma_i p_j^i$. Since $\Sigma_j p_j = 0$ and $\Sigma_j Z_j = 1$ according to Eq. (1), the total stellar mass ejected can be expressed as: $\Delta m^{\text{ej}} = \Sigma_i \Delta m^i = \Sigma_i \Sigma_j \Delta m_j^i = m - m_{\text{rem}}(m)$ where $m_{\text{rem}}(m)$ is the stellar remnant mass. In this manner, Eq. (1) also can be written as:

$$m p_j(m) = \Delta m_j - (m - m_{\text{rem}}) Z_j(0) \quad (5)$$

3. Chemical evolution in the synthetic model

We briefly repeat that part of the synthetic evolution model that is related to the chemical evolution on the AGB. Full details on the model can be found in GJ. The evolution model is started at the first TP, taking into account the changes in mass and abundances prior to the first TP, and is terminated when the envelope mass has been lost due to mass loss or if the core reaches the Chandrasekhar mass. The latter situation never occurs in the best fitting models for the Galaxy and the Large Magellanic Cloud (see GHJ, GJ).

3.1. First dredge-up

The first dredge-up occurs when the convective envelope moves inwards as a star becomes a red giant for the first time. Description of the mass loss during the RGB can be found in GJ. The convective motion dredges up material

that was previously located near the hydrogen burning shell. The increase in the helium abundance, ΔY , is given by (cf. Sweigart et al. 1990):

$$\Delta Y = \begin{cases} -0.0170 m + 0.0425 & \text{for } m < 2, Y = 0.3 \\ -0.0068 m + 0.0221 & \text{for } 2 \leq m < 3.25, Y = 0.3 \\ -0.0220 m + 0.0605 & \text{for } m < 2.2, Y = 0.2 \\ -0.0078 m + 0.0293 & \text{for } 2.2 \leq m < 3.75, Y = 0.2 \\ 0 & \text{else} \end{cases} \quad (6)$$

Results are linearly interpolated for a given Y while the small dependence of ΔY on Z for a given Y is neglected. The change in hydrogen is opposite to the change in helium:

$$\Delta X = -\Delta Y \quad (7)$$

Changes in ^{12}C , ^{14}N , and ^{16}O are calculated from:

$$\begin{aligned} \Delta^{12}\text{C} &= ^{12}\text{C} (g - 1) \\ \Delta^{14}\text{N} &= -1.167 \Delta^{12}\text{C} \\ \Delta^{16}\text{O} &= -0.01 ^{16}\text{O} \end{aligned} \quad (8)$$

$$g = \begin{cases} 0.64 - 0.05 (m - 3) & \text{for } m < 3 \\ 0.64 & \text{for } m \geq 3 \end{cases} \quad (9)$$

The number ratio $^{12}\text{C}/^{13}\text{C}$ after the first dredge-up does not vary much with mass or composition (Sweigart et al. 1989) and is set to 23.

3.2. Second dredge-up

The second dredge-up is related to the formation of the electron-degenerate CO core after central helium exhaustion in stars more massive than a critical mass (see Becker & Iben 1979, 1980) which depends both on the core mass and main-sequence abundances. The base of the convective envelope moves inward through matter pushed outwards by the He-burning shell. The treatment of the second dredge-up follows that of RV closely. No mass loss is assumed during second dredge-up.

Following GJ (and references therein), the abundances after the second dredge-up can be obtained from the abundances prior to the second dredge-up and the abundances of the material that is dredged up using the relation:

$$X^{\text{after}} = a X^{\text{prior}} + b X^{\text{du}} \quad (10)$$

where the coefficients a and b are functions of the total mass as well as the core mass before and after second dredge-up and are given by Eq. (30) in GJ. The abundances prior to the second dredge-up are known and the abundances of the dredged up material are given by RV and Iben & Truran (1978):

$$\begin{aligned} Y^{\text{du}} &= 1 - Z \\ ^{14}\text{N}^{\text{du}} &= 14 (^{12}\text{C}/12 + ^{13}\text{C}/13 + ^{14}\text{N}/14 + ^{16}\text{O}/16) \\ ^{12}\text{C}^{\text{du}} &= ^{13}\text{C}^{\text{du}} = ^{16}\text{O}^{\text{du}} = 0 \end{aligned} \quad (11)$$

Table 1. Initial element abundances adopted

Element	Z=0.001	0.004	0.008	0.02	0.04
H	0.756	0.744	0.728	0.68	0.62
⁴ He	0.243	0.252	0.264	0.30	0.34
¹² C	2.24(-4)	9.73(-4)	1.79(-3)	4.47(-3)	9.73(-3)
¹³ C	0.04(-4)	0.16(-4)	0.29(-4)	0.72(-4)	1.56(-4)
¹⁴ N	0.70(-4)	2.47(-4)	5.59(-4)	1.40(-3)	2.47(-3)
¹⁶ O	5.31(-4)	2.11(-3)	4.24(-3)	1.06(-2)	2.11(-2)

The hydrogen abundance after second dredge-up was calculated from $X = 1 - Y - Z$, with Y and Z the helium and metal abundance after second dredge-up. This was done to ensure that $X + Y + Z \equiv 1$ at all times.

3.3. Third dredge-up

As discussed above, the pre-AGB evolution with respect to mass loss and chemical evolution during the first and second dredge-up is either calculated according to the recipes in GJ (see previous subsections), or is taken from the theoretical evolution tracks provided by the Geneva group. In the latter case, we use the stellar surface abundances as well as the stellar mass at the end of these tracks.

The synthetic AGB evolution model starts at the first thermal pulse. In brief, we account for the dependence of core mass on initial stellar metallicity and assume that third dredge-up occurs only if the core mass is larger than a critical value M_c^{\min} . In GJ we argued that a value of $M_c^{\min} \sim 0.58 M_\odot$ is required to fit the low-luminosity tail of the observed carbon star luminosity function in the LMC (see below).

The time scale on which thermal pulses occur is a function of core mass as discovered by Paczynski (1975). In GJ and GHJ, we use the core-mass-interpulse relation presented in Boothroyd & Sackmann (1988) where the increase in core mass during the interpulse period (t_{ip}) is given by:

$$\Delta M_c = \int_0^{t_{\text{ip}}} \frac{dM_c}{dt} dt \quad (12)$$

A certain fraction of this amount is assumed to be dredged up:

$$\Delta M_{\text{dredge}} = \lambda \Delta M_c \quad (13)$$

The free dredge-up parameter λ is assumed to be a constant. In GJ we found that a value of $\lambda = 0.75$ is required to fit the peak of the observed carbon stars LF in the LMC (see below).

In principle, the composition of the dredged-up material is determined by the detailed chemical evolution of the core. For simplicity, we assume that the composition of the material dredged-up after a TP is: $^4\text{He} = 0.76$, $^{12}\text{C} =$

0.22 , and $^{16}\text{O} = 0.02$ (cf. Boothroyd & Sackmann 1988). The carbon is formed through incomplete helium burning in the triple α process and the oxygen through the $^{12}\text{C}(\alpha, \gamma)^{16}\text{O}$ reaction.

Newly dredged-up material can be processed at the base of the convective envelope in the CNO-cycle, a process referred to as hot bottom burning (HBB) and extensively discussed by RV. To a large extent, HBB determines the composition of the material in the stellar envelope of thermal pulsing AGB stars. The process of HBB is able to slow down or even prevent the formation of carbon stars (e.g. Groenewegen & de Jong 1994a). Since ^{12}C is converted into ^{13}C and ^{14}N , it also gives rise to the formation of ^{13}C -rich carbon stars (usually referred to as J-type carbon stars) and ^{14}N -rich objects (e.g. Richer et al. 1979).

RV treated HBB in considerable detail as a function of the mixing length parameter (e.g. $\alpha = 0, 1.0, 1.5, 2$). In GJ (see for details their Appendix A) it was decided to approximate in a semi-analytical way the results of RV for their $\alpha = 2$ case as it gave the largest effect of HBB. Since then new results regarding HBB have been obtained, both theoretically (Boothroyd et al. 1993, 1995) and observationally for AGB stars in the Magellanic Clouds (Plez et al. 1993; Smith et al. 1995). These results suggest that HBB is a common phenomenon that occurs at a level roughly consistent with that predicted by RV in case $\alpha = 2$. In particular, Boothroyd et al. (1995) estimate that the initial stellar mass above which HBB takes place is $\sim 4.5 M_\odot$ which is similar to the value of $\sim 3.3 M_\odot$ predicted by RV ($\alpha=2$). Observations indicate that virtually all stars brighter than $M_{\text{bol}} \approx -6$ mag undergo envelope burning (Smith et al. 1995). These luminosities are reached for stars with initial masses slightly below $4 M_\odot$ and larger (Boothroyd et al. 1993).

During the thermal pulsing AGB, stars lose most of their mass: typically $\sim 0.4 M_\odot$ for a $1 M_\odot$ star and $\sim 4.8 M_\odot$ for a $6 M_\odot$ star (at solar initial metallicity; see GJ). Clearly, stellar yields for intermediate mass stars are dominated by the mass loss and chemical evolution during this phase. After gradual ejection of their outer envelope, most AGB stars leave a white dwarf remnant usually accompanied by the formation of a planetary nebula (PN).

3.4. Tuning, calibration, and uncertainties of the synthetic evolution model

We briefly discuss assumptions and uncertainties involved with the synthetic evolution model described above. In GJ and GHJ we used observations of AGB stars in the LMC and Galaxy to constrain the synthetic AGB model. The main model parameters are the minimum core mass for third dredge-up M_c^{\min} , the third dredge-up efficiency λ , and the scaling law for mass loss on the AGB η_{AGB} .

In GJ the following observational constraints were considered: the luminosity function of carbon stars, the observed number ratio of carbon to oxygen-rich AGB stars, the birth rate of AGB stars, the abundances observed in PNe, the initial-final mass relation, and the frequency of carbon stars in clusters of a given mass. Values of $M_c^{\min} = 0.58 M_\odot$ and $\lambda = 0.75$ were determined predominantly by fitting the carbon star LF. A value of $\eta_{\text{AGB}} = 4$ (assuming a Reimers mass loss law) was derived by fitting the high-luminosity tail of this LF. This set of model parameters resulted in a birthrate of AGB stars consistent with other determinations and predicts that carbon stars can form only from main-sequence stars more massive than $1.2 M_\odot$, consistent with observations of carbon stars in LMC clusters. In Groenewegen & de Jong (1994a) we showed that the model with the aforementioned parameters predicted the correct observed abundances in LMC PNe. In Groenewegen & de Jong (1994b) we considered two alternative mass loss formula to the Reimers one. We found that the mass loss formula proposed by Vassiliadis & Wood (1993) could less well explain the observed abundances while a scaled version of the law proposed by Blöcker & Schönberner (1993) could equally well fit the observations.

In GHJ we applied the synthetic evolution model to carbon stars in the Galactic disk. As there yet exists no reliable carbon star LF, we used observations of carbon stars in open clusters and in binaries to determine $M_c^{\min} = 0.58 M_\odot$. Using similar constraints as for AGB stars in the LMC, values of $\lambda = 0.75$ and $\eta_{\text{AGB}} = 4$ were found in optimal agreement with the observations. Thus, models for the observed luminosity function of carbon stars in both the Galactic disk and LMC do favour a high mass loss coefficient $\eta_{\text{AGB}} \approx 3 - 5$. This range in η_{AGB} is consistent with additional constraints such as the initial-final mass relation for C+O white dwarfs in the solar neighbourhood (see Weidemann & Koester 1983; Weidemann 1990). In conclusion, a wide range of observations of AGB stars both in the LMC and Galactic disk can be explained by one and the same set of model parameters, i.e. $M_c^{\min} = 0.58 M_\odot$, $\lambda = 0.75$, and $\eta_{\text{AGB}} = 4$. In the following, we will refer to this set of parameters as the standard model.

It should be noted that observations indicate that some stars do not obey the standard model predictions. In particular, the $^{12}\text{C}/^{13}\text{C}$ ratio after the first dredge-up is often lower than predicted in stars of low mass, down to $^{12}\text{C}/^{13}\text{C} \approx 10$. Rotationally induced mixing (e.g. Sweigart & Men-

gel 1979; Charbonnel 1995; Denissenkov & Weiss 1996) or initial abundances different from those adopted here (see Sect. 4) may play a role.

Clearly, the assumptions of a fixed critical core mass as well as of a constant dredge-up efficiency and mass loss parameter for all AGB stars (independent of their initial mass and AGB phase) are first order approximations. There is much debate whether or not material is dredged up at every thermal pulse, and how much. Furthermore, it seems possible that the dredge-up process is turned off when a star becomes a carbon star (e.g. Lattanzio 1989). Notwithstanding, this simple three parameter model can explain essentially all present-day observations of AGB stars so there appears no need for a more complicated model (although this does not prove that our model assumptions are correct). We will investigate the sensitivity of the stellar yields on the adopted values of M_c^{\min} , λ , and η_{AGB} in Sect. 4.

An additional source of uncertainty is associated with the number of atoms (and isotopes) taken into account, i.e. H, He, ^{12}C , ^{13}C , ^{14}N and ^{16}O . The first and second dredge-up abundance changes are either taken directly from the model tracks of the Geneva group, or, in the synthetic model, through parametrisation of other model calculations. All these works include a much larger chemical network than that considered here. The third dredge-up is simplified in the sense that only the $^{12}\text{C}(\alpha, \gamma)^{16}\text{O}$ is included and that the abundances of ^{12}C , ^{16}O and He in the convective zone after a TP are taken from Boothroyd & Sackmann (1988) and are assumed to be constant. In particular, we do not consider s-process reactions which take place in the convective inter-shell. The most important effect of this process on the species we consider is through the $^{13}\text{C}(\alpha, n)^{16}\text{O}$ reaction. However, the amount of matter burnt in this reaction is probably small (Marigo et al. 1996) and apparently depends on the amount of semi-convection assumed in the models (Busso et al. 1992, 1995).

Other uncertainties concern the detailed inclusion of HBB. In particular, the temperature structure of the envelope, the fraction of dredged up material processed in the CNO cycle, and the amount of envelope matter mixed down and processed at the bottom of the envelope may vary among AGB stars differing in initial mass, composition, and age. Nevertheless, although the details on HBB are poorly understood yet, good agreement is obtained between the standard model predictions including HBB and observations related to HBB in massive AGB stars. We will investigate the effect of HBB on the stellar yields by introducing the parameter m_{HBB} , which defines the core mass at which HBB is assumed to operate (according to the recipes outlined in the Appendix in GJ). The default value used in the standard model is $m_{\text{HBB}} = 0.8 M_\odot$ which de facto is the value used in GJ and GHJ. Other values of m_{HBB} are discussed below.

4. Results

In Tables 2-21, we present theoretical yields p_j for AGB stars in the mass range $0.8\text{--}8 M_\odot$ in case of the standard model ($\eta_{\text{AGB}} = 4$, $M_c^{\text{min}} = 0.58 M_\odot$, $\lambda = 0.75$, and $m_{\text{HBB}} = 0.8 M_\odot$) including first, second, and third dredge-up as well as HBB. We distinguish pre-AGB, AGB, final AGB, and total element yields at initial metallicities $Z = 0.001, 0.004, 0.008, 0.02$, and 0.04 . Pre-AGB yields are the yields up to the end of the E-AGB. AGB yields are the yields on the TP-AGB *except* for the last $2.5 \cdot 10^4$ yr. The final AGB yields are the yields on the TP-AGB integrated over the last $2.5 \cdot 10^4$ yr. This distinction is made to compare with the abundances in PNe (note that final AGB yields have been omitted if the AGB lifetime is much smaller than $2.5 \cdot 10^4$ yr).

Pre-AGB evolution is based on the Geneva group (e.g. Schaller et al. 1992). These uniform grids of stellar models are based on up-to-date physical input (e.g. opacities, nuclear reaction rates, mixing schemes, etc.) and cover the relevant initial stellar mass range from 0.8 to $8 M_\odot$ as well as initial metallicity from $Z = 0.001\text{--}0.04$. For stars with $m \lesssim 1.7 M_\odot$ these tracks have been computed up to the He flash, for $2 < m < 5 M_\odot$ up to the E-AGB, and for $m > 7 M_\odot$ until the end of central C-burning. Recently, Charbonnel et al. (1996) presented new grids of models covering the evolution (from the zero age main sequence up to the end of the E-AGB) of low mass stars with initial masses between 0.8 and $1.7 M_\odot$ born with metallicities $Z = 0.02$ and 0.001 . We note that these stars were not evolved through the helium core flash but instead were evolved from constructed zero-age horizontal branch models (see Charbonnel et al. 1996).

For stars with initial mass above $1.25 M_\odot$, the Geneva tracks used are with overshooting and standard mass loss rates (see e.g. Schaller et al.). For stars below $1.25 M_\odot$, the tracks used are without overshooting (for $m = 1.25 M_\odot$ we include yields both for tracks with and without overshooting).

We neglect the fact that the Geneva tracks for stars with $m \lesssim 1.7 M_\odot$ and $Z = 0.004, 0.008$, and 0.04 end at the helium flash and do not extend to the end of the E-AGB. However, these low mass stars do not experience the second dredge-up and are expected not to lose much mass on the horizontal branch and E-AGB, so that the influence on the yields is negligible (see Sect. 4.4).

In Tables 2–21, we list subsequently the initial mass m_{ini} , element yields p_j of H, ${}^4\text{He}$, ${}^{12}\text{C}$, ${}^{13}\text{C}$, ${}^{14}\text{N}$, ${}^{16}\text{O}$, integrated CNO-yield Y_{CNO} , total element yield Y_{tot} (elements heavier than helium), the total amount of mass returned Δm_{ej} , and the stellar mass m_{end} at the end of each phase.

We consider resulting stellar yields for various choices of the Reimers mass loss coefficient $\eta_{\text{AGB}} = 1\text{--}5$, third dredge-up efficiency $\lambda = 0.6\text{--}0.9$, critical core mass for dredge up $M_c^{\text{min}} = 0.56\text{--}0.62 M_\odot$, and minimum core

mass for HBB $m_{\text{HBB}} = 0.8$ and $0.9 M_\odot$ (see Sect. 3). We examine the impact of these quantities as well as of the adopted pre-AGB evolution model on the predicted yields.

4.1. Dependence on mass loss

Figure 1 shows resulting AGB yields for various values of the Reimers mass-loss parameter $\eta_{\text{AGB}} = 1\text{--}5$. The other parameters are as for the standard model (unless stated otherwise). Low mass AGB stars ($m \lesssim 4 M_\odot$) predominantly contribute to helium and carbon. High mass AGB stars are important contributors to helium and nitrogen (see below). For the standard model, element yields are smaller by factors typically 2–3 compared to the $\eta_{\text{AGB}} \sim 1$ case. Resulting yields increase with decreasing values of η_{AGB} (i.e. smaller mass-loss rates) as a lower value of η results in longer AGB lifetimes and therefore more thermal pulses (assuming that the amount of dredged-up matter during a thermal pulse is roughly constant). For large values of $\eta_{\text{AGB}} \gtrsim 5$, the effect of increasing η_{AGB} on both the AGB lifetimes and number of thermal pulses becomes negligible and the predicted yields remain approximately constant.

4.2. Dependence on initial metallicity

In general, carbon and oxygen yields increase with decreasing initial metallicity Z (cf. Fig. 1). This is due to the fact that dredge-up with subsequent CNO-burning affects more strongly the composition of envelopes with relatively low initial abundances (see e.g. RV). In addition, the core mass at the first thermal pulse is larger at low metallicities (GJ). Therefore, the amount of material dredged-up from the core to the envelope is substantially larger in initially low- Z AGB stars. In contrast, nitrogen yields slightly increase with metallicity as nitrogen is formed during CNO-burning by consumption of C and O. For hydrogen and helium, the sensitivity of the yields to initial metallicity are mainly due to the effect of dredge-up, i.e. post dredge-up processing of H and He is usually low. Note that even small changes in the yields of AGB stars due to variations in initial metallicity can significantly affect the enrichment of the ISM (after weighting by the initial mass function and star formation rate at the time these stars were formed).

We like to emphasize that AGB yields of intermediate mass stars are strongly dependent on the abundances of distinct elements (e.g. C, N, and O) in the galactic ISM from which these stars are formed. In other words, stars with initial element abundances substantially different from those listed in Table 1 have AGB yields distinct from the yields given in Tables 2-21. We will return to this important point below when model predictions are confronted with abundances observed in PNe in the Galactic disk.

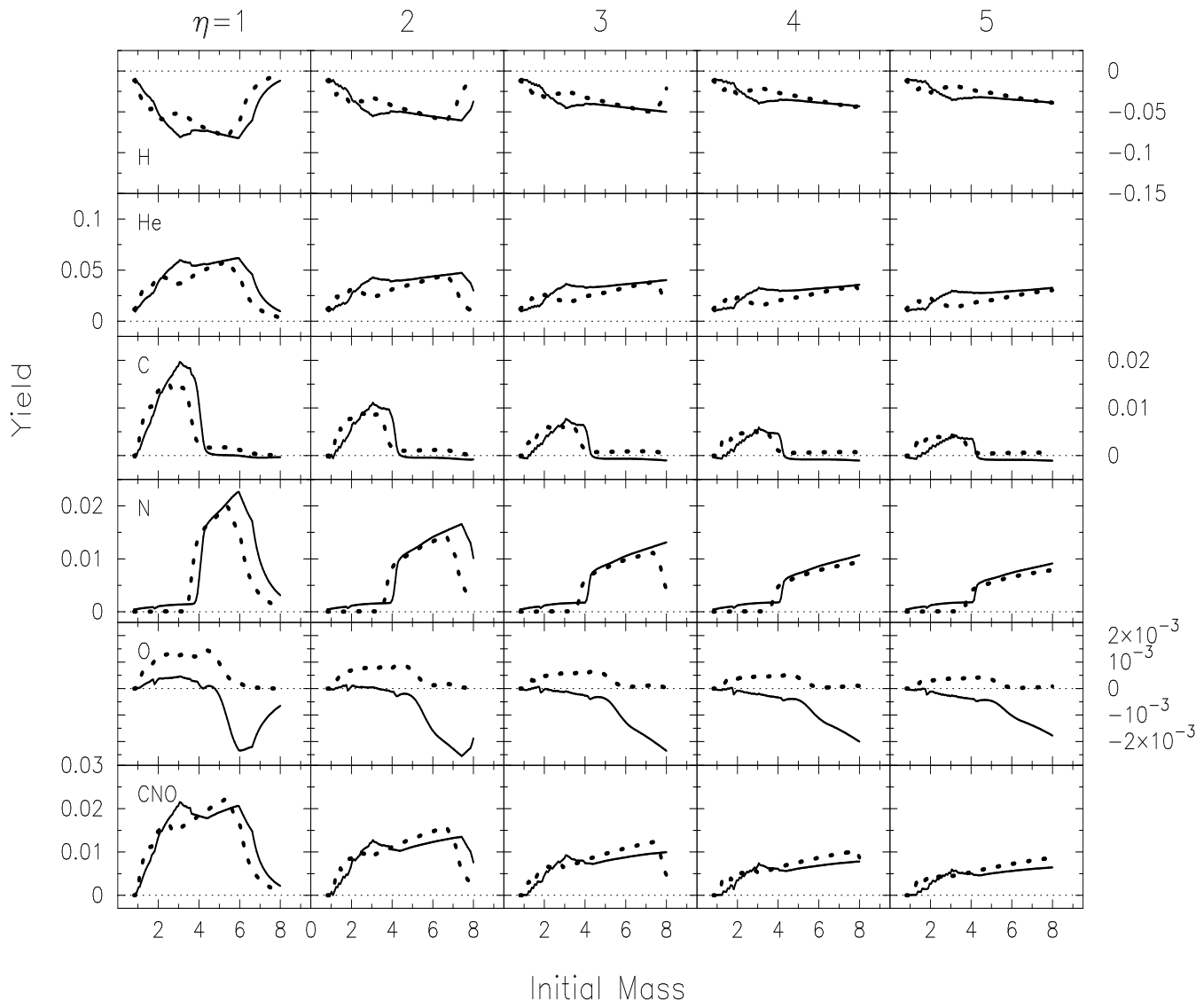


Fig. 1. Stellar yields of H, ^4He , ^{12}C , ^{14}N , ^{16}O , and total CNO vs. initial stellar mass for $\eta_{\text{AGB}}=1-5$ and initial compositions $(Z, Y) = (0.02, 0.32; \text{solid line})$ and $(0.001, 0.24; \text{dotted})$. Parameters values are further as for the standard model (i.e. $\eta_{\text{AGB}} = 4$)

4.3. Dependence on the amount of HBB

As discussed before, HBB may prevent or slow down the formation of carbon stars by the possible destruction of newly dredged up carbon at the base of the convective envelope. Fig. 2 illustrates that for low mass AGB stars ($m < 4 M_{\odot}$), the effect of HBB is negligible due to the low temperature at the bottom of their envelopes (GJ). For high mass AGB stars, the effect of HBB depends on the amount of matter exposed to the high temperatures at the bottom of their envelopes, the net result being the conversion of carbon and oxygen to nitrogen. Yields of H,

He, and total CNO are not affected by HBB since basically two reaction chains of the CNO-cycle are involved, i.e. the CN and ON-cycle.

We compare in Fig. 2 the resulting yields in case $m_{\text{HBB}} = 0.9$ (figure labelled HBB) and $1.3 M_{\odot}$ (no HBB), respectively. A choice of $m_{\text{HBB}} \approx 1.3 M_{\odot}$ or larger results in no HBB as none of the AGB stars in our model reach such high core masses. In case of HBB, the strong decrease of the carbon and strong increase in the nitrogen yield can be seen at masses at $m \gtrsim 4 - 5 M_{\odot}$. In the no HBB case, the stellar yields of carbon are seen to dominate the total CNO-yields over the entire mass range.

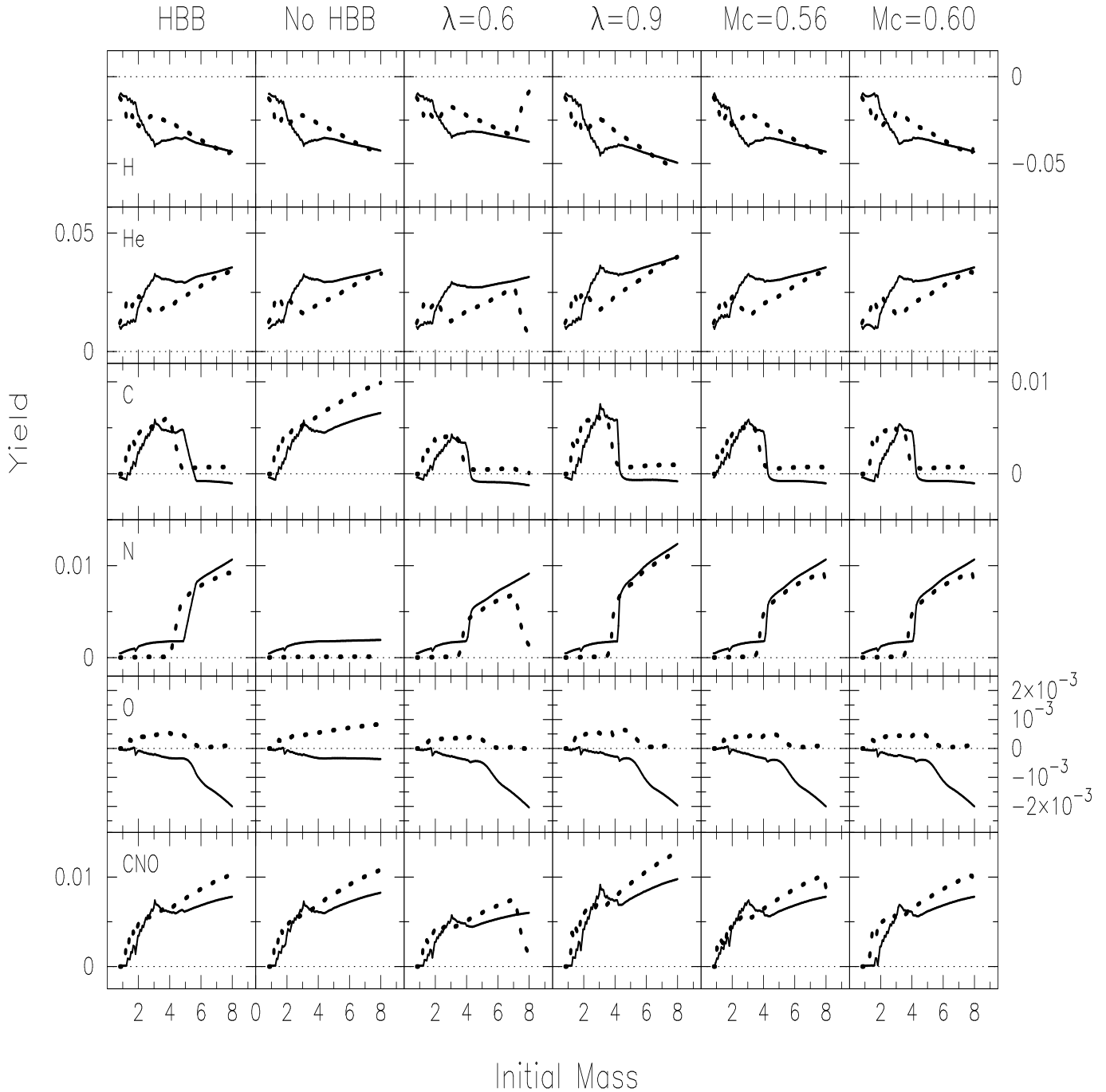


Fig. 2. Stellar yields of H, ${}^4\text{He}$, ${}^{12}\text{C}$, ${}^{14}\text{N}$, ${}^{16}\text{O}$, and total CNO vs. initial stellar mass for the standard model: effect of varying 1) the amount of HBB (*first two columns*), 2) the dredge-up efficiency (*center columns*), and 3) the critical core mass for dredge-up (*last two columns*)

The effect of changing m_{HBB} from 0.8 to $0.9 M_{\odot}$ is that HBB operates in stars of initial mass $\gtrsim 5 M_{\odot}$ instead of $\gtrsim 4 M_{\odot}$. Since $m_{\text{HBB}} = 0.9 M_{\odot}$ provides a reasonable upper limit to the minimum stellar mass experiencing HBB, we have included in Tables 22-31 ${}^{12}\text{C}$, ${}^{13}\text{C}$, ${}^{14}\text{N}$, and ${}^{16}\text{O}$ yields for stars more massive than $4 M_{\odot}$ in case of the standard model with $m_{\text{HBB}} = 0.9 M_{\odot}$ (pre-AGB are as

given at the corresponding metallicities in Tables 2-21). These yields include the minimum effect of HBB as inferred from the observations and are somewhat smaller than those given by the standard model (i.e. $m_{\text{HBB}} = 0.8 M_{\odot}$).

As discussed earlier, the default choice of $m_{\text{HBB}} = 0.8 M_{\odot}$ is based on our implementation of the RV $\alpha = 2$ model

but appears consistent with recent observations of HBB in AGB stars both in the SMC and LMC as well as recent model calculations on massive AGB stars. In any case, HBB is required to explain observations. More observations are needed to investigate any dependence of HBB on metallicity.

4.4. Dependence on third dredge up efficiency

We consider in Fig. 2 AGB yields for third dredge-up efficiencies $\lambda = 0.6$ and 0.9 (i.e. the range allowed for by the observations; GJ). Stellar yields increase substantially when λ is increased, i.e. enhancing the amount of carbon and helium that is dredged-up and added to the stellar envelope after each thermal pulse. In addition, the composition of dredged-up material may be strongly affected by HBB, in particular for high mass stars. In other words, increasing λ leads to an increase in the carbon yields for low mass stars and to an increase in nitrogen for high mass stars. Furthermore, helium yields increase for all stars with initial masses above $\approx 1.5 M_{\odot}$ which corresponds to the limit of $M_c^{\min} = 0.58 M_{\odot}$.

4.5. Dependence on critical core mass for dredge up

Yields for extreme values of the minimal core mass for third dredge-up $M_c^{\min} = 0.56$ and $0.60 M_{\odot}$, respectively, are shown in last two columns of Fig. 2. The effects of varying M_c^{\min} are limited to relatively low mass AGB stars ($\lesssim 2 M_{\odot}$). A larger value of M_c^{\min} implies a higher initial mass for stars that can turn into carbon stars. This results in negative carbon yields (corresponding to the depletion of carbon during first dredge-up) over a larger range in initial mass (helium yields decrease over this mass range as well). A value of M_c^{\min} as small as $\sim 0.56 M_{\odot}$ would imply that all AGB stars end as carbon stars while $M_c^{\min} \gtrsim 0.61 M_{\odot}$ would inhibit carbon star formation. Clearly, the third dredge-up and the precise values of M_c^{\min} and λ are of crucial importance for the formation of carbon stars. We like to emphasize that the parameter value ranges consistent with the observations are rather narrow and are mutually correlated (e.g. in case of M_c^{\min} and λ).

4.6. Dependence on pre-AGB evolution

In GJ and GHJ the description of the pre-thermal pulsing AGB evolution was taken from recipes in the literature or fits made to published results. An alternative approach is to directly use stellar evolution tracks, as is done in this study (see above).

In Fig. 3, we compare for $Z = 0.02$ and 0.001 the resulting AGB yields in the case of pre-AGB evolution according to the evolution tracks described above with those computed following the recipes from GJ/GHJ. In both cases, the initial stellar composition has been adopted from the Geneva group to comply with the stellar evolution tracks prior to the AGB.

Differences between the two sets of yields are found to be very small except for hydrogen and helium where the GJ/GHJ approach predicts higher yields for massive stars. This is traced back to differences in the treatment of the second dredge-up process. We list in Table 32 the corresponding total AGB yields of H and He for the synthetic GJ/GHJ model (initial metallicities as before). These modified yields can be used when the effect of 2nd dredge up is expected to be more pronounced than that given by the Geneva group (see below). The larger yields also imply higher helium abundances which has interesting consequences for the predicted helium abundances in planetary nebulae (see Sect. 5).

We find that pre-AGB evolution for stars born with metallicity $Z = 0.02$ is in general unimportant for the total yields of AGB stars, except in case of helium and hydrogen. This confirms our earlier statement that the thermal pulsing AGB is the most important phase in determining the yields of intermediate mass stars (even though initial stellar abundances, effects of overshooting, mixing, and pre-AGB evolution can play a significant role).

4.7. Conclusion

We conclude that the resulting AGB yields are most sensitive to the mass loss parameter η_{AGB} , the effect of HBB, and the initial stellar abundances. Variations in the remaining model parameters result in stellar yields not substantially different from those predicted by the standard model with $\eta_{\text{AGB}} = 4$, $M_c^{\min} = 0.58 M_{\odot}$, $\lambda = 0.75$, and $m_{\text{HBB}} = 0.8 M_{\odot}$. Stellar yields for model parameters distinct from that used for the standard model (e.g. η_{AGB} , HBB, or initial abundances) are available upon request. We like to emphasize that small differences in the predicted AGB yields may be important when integrating over the initial mass function in galactic chemical evolution models.

5. Discussion

5.1. Comparison with RV

We compare in Fig. 3 the yields predicted by the standard model with those given by RV for stars formed with initial metallicities $Z = 0.02$ ($Y = 0.28$) and $Z = 0.004$ ($Y = 0.232$), respectively. We take into account the observational fact that HBB takes place in stars more massive than $\sim 3.5 M_{\odot}$. Accordingly, we use the yields given by RV in case $Z = 0.02$ with $\alpha = 2.0$ for $m > 3.3 M_{\odot}$ and $\alpha = 0.0$ for $m \lesssim 3 M_{\odot}$ (i.e. their tables 3e and 3a, respectively). Similarly, we use their yields in case $Z = 0.004$ with $\alpha = 1.5$ for $m > 3.25 M_{\odot}$ and $\alpha = 0.0$ for $m < 3 M_{\odot}$ (i.e. their tables 3i and 3h). For $Z=0.004$ RV did not tabulate results for $\alpha = 2$.

Fig. 3 shows that the standard model (pre-AGB evolution as described in Sect. 3) results in yields which differ from the selected yields of RV within a factor 2–3. The

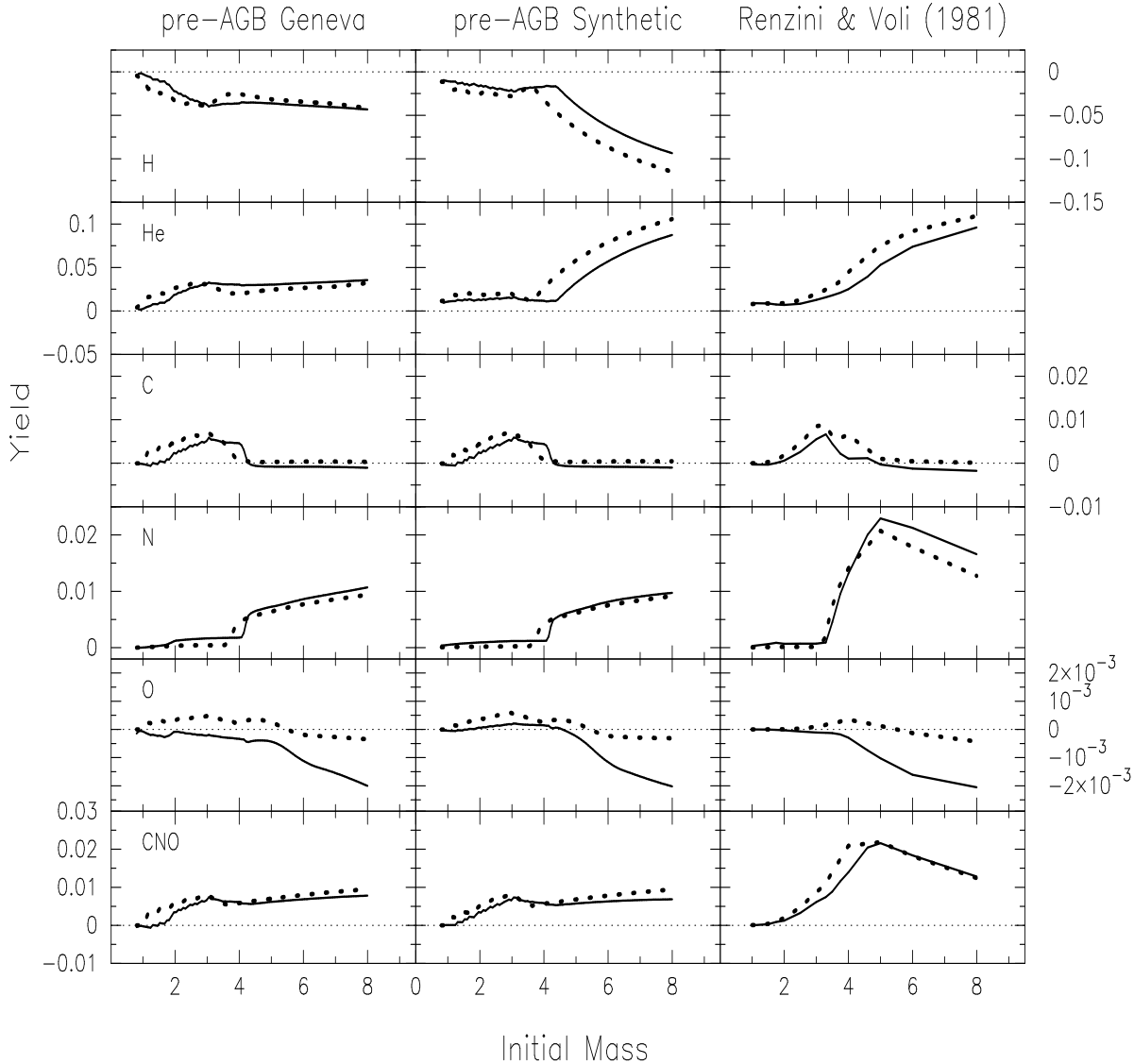


Fig. 3. Stellar yields including HBB vs. initial stellar mass of H, ${}^4\text{He}$, ${}^{12}\text{C}$, ${}^{14}\text{N}$, ${}^{16}\text{O}$, and total CNO in case of the standard model for different treatments of pre-AGB evolution (left and center panels) and initial metallicities $Z = 0.02$ (solid line) and 0.004 (dotted line; yields for $Z=0.001$ are similar). The yields presented by RV (their case $\alpha = 2$) at initial compositions $(Z, Y) = (0.02, 0.32)$; (solid lines) and $(0.004, 0.24)$; (dotted) are shown for comparison (hydrogen yields are not given explicitly by RV)

standard model predicts larger yields predominantly for AGB stars with $m \lesssim 4 M_{\odot}$ in case of carbon and oxygen, and for AGB stars more massive than $\sim 3.25 M_{\odot}$ in case of nitrogen. In this comparison, we have neglected the effect on the resulting yields of differences (up to $\sim 25\%$) in the initial C, N, and O abundances between the standard model and that of RV.

It was derived in GJ that $\eta_{\text{AGB}} \gtrsim 3$ is needed to fit the observed initial-final mass relation for stars in the Galactic disk (see Weidemann & Koester 1983). However, the selected yields of RV were computed for $\eta_{\text{AGB}} = 0.33$ while

for the standard model $\eta_{\text{AGB}} = 4$. Therefore, due to the high mass loss rates of AGB stars much fewer thermal pulses on the AGB occur in the standard model compared to the RV models. The main part of the observed differences between the yields predicted by the standard model and those of RV are probably due to this effect (apart from differences in the detailed description of evolution along the AGB, in particular the efficiency of third dredge-up).

In conclusion, we find that the selected yields given by RV differ from those predicted by the standard model by a factor 2–3. In particular, for high mass AGB stars

($m \gtrsim 3.5 M_{\odot}$), the effect of HBB on the nitrogen yields for the selected RV models is much larger than that for the standard model. This suggests that values of the mixing length parameter $\alpha < 2$ may be more appropriate for massive AGB stars as we will argue below.

5.2. AGB stars and the enrichment of the galactic ISM

We have presented the yields of intermediate mass AGB stars for appropriate ranges in mass, initial composition, mass loss parameter η_{AGB} , and effects of second dredge-up and HBB. We have shown that the yields of such stars are determined by their final stages and are important for the carbon and nitrogen enrichment of the Galactic disk ISM. In particular, AGB stars account probably for more than 90 % of the interstellar nitrogen in the disk (depending on the shape of the IMF at low and intermediate mass stars).

From the results presented in GJ and GHJ, we argued that the standard model with $\eta_{\text{AGB}} \sim 4$ provides a reasonable approximation of the yields of intermediate mass AGB stars in the Galactic disk and the Large Magellanic Cloud. These systems have a metallicity that differ by only a factor of 2 (e.g. Russell & Dopita 1992). In galaxies with a substantial lower metallicity, one may expect a lower value of η_{AGB} to be more appropriate. We like to emphasize that using a fixed value of η_{AGB} does not necessarily mean identical mass loss rates as two stars of the same initial mass evolve differently in the synthetic model due to the explicit metallicity dependence of the recipes used.

Direct observational information on the metallicity dependence of mass loss and element yields in AGB stars is rare. In Groenewegen et al. (1995), the spectral energy distributions and 8-13 μm spectra of three long-period variables (one each in the SMC, LMC and Galaxy) with roughly the same period were fitted. From the derived ratios of the dust optical depths in these stars, it was argued that the mass loss rates of AGB stars in the Galaxy, LMC, and SMC are roughly in the ratio of 4:3:1. This corroborates that η_{AGB} could be similar for AGB stars in the Galaxy and LMC. Furthermore, this suggests that for AGB stars in low metallicity systems like the SMC ($Z \leq 0.004$), values of $\eta_{\text{AGB}} \approx 1-2$ may be more appropriate.

5.3. Comparison with PN abundances observed in the Galactic disk

In GHJ we compared the mean abundances in the envelopes of AGB stars predicted by the standard model with the abundances observed in PNe in the Galactic disk. Here we repeat part of this analysis with improved model input and put emphasis on the differences in the description of pre-AGB evolution between the Geneva models and that outlined in GJ. In particular, we consider in more detail the effects of second dredge-up and HBB on the predicted abundances and address the uncertainties involved.

In the model, the abundances within PNe are estimated by averaging the abundances in the ejecta of AGB stars over the final $\tau_{\text{PN}} = 25000$ yr (e.g. Pottasch 1995). We neglect any changes in the ejected shell abundances during the post-AGB phase, e.g. due to a late thermal pulse (Schönberner 1983), which is expected to be a rare event, or due to selective element depletion by dust formation. The latter process may affect the composition both in the wind of an AGB star and during the post-AGB phase (e.g. Bond 1992; van Winckel et al. 1992) but is neglected here for simplicity.

We assume an upper mass limit of $8 M_{\odot}$ for stars that ultimately can become a PN (with final core mass less than $\sim 1.2 M_{\odot}$) and ignore the possibility that not all our model AGB stars will become PNe. In fact, some of the low-mass AGB stars may evolve so slowly during the post-AGB phase that the material previously collected in the wind is dispersed before the central star has become hot enough to ionize this material. Also, the upper mass limit for AGB stars is matter of debate and may range between 6 and $\sim 9 M_{\odot}$, depending on the critical mass for carbon ignition in an electron degenerate core and on details of the stellar mass-loss scenario (cf. GJ; Vassiliadis & Wood 1993; Hashimoto et al. 1993). Furthermore, we assume a constant value of $\tau_{\text{PN}} = 25000$ yr. In reality, the time during which the mass accumulated in a PN has been swept up on the AGB may depend on the mass and initial composition of the progenitor. Nevertheless, we do not expect that these simplifications will alter our qualitative conclusions given below.

The observed PNe abundances are taken from various sources, i.e. mainly from Aller & Cryzack (1983), Zuckerman & Aller (1986), Aller & Keyes (1987), and Kaler et al. (1990). The few halo PNe are excluded as the present comparison concentrates on AGB stars in the Galactic disk. Errors in the observed abundances are typically 0.015 in He/H and about 0.2–0.25 dex in all other ratios considered in Fig. 4.

The PNe nowadays observed in the Galactic disk probably originate from AGB stars covering a wide range in initial mass, i.e. $\sim 0.85-8 M_{\odot}$. This means that the progenitors of these PNe were formed at galactic ages ranging from about 10–15 Gyr to 50 Myr ago (see e.g. Schaller et al. 1992). Therefore, the initial element abundances of these PN progenitors are expected to differ considerably since the enrichment of the Galactic disk ISM over this time interval has been substantial (e.g. Twarog 1980; Edvardsson et al. 1993). When comparing the abundances predicted in the envelopes of final stage AGB stars with those observed in PNe, we take this important effect into account by incorporating a self-consistent model for the chemical evolution of the Galactic disk (van den Hoek et al. 1996; GHJ). Since the metallicity dependent AGB yields and the resulting chemical evolution of the Galactic disk are mutually dependent, an iterative solution method was applied. The adopted star formation history (SFR)

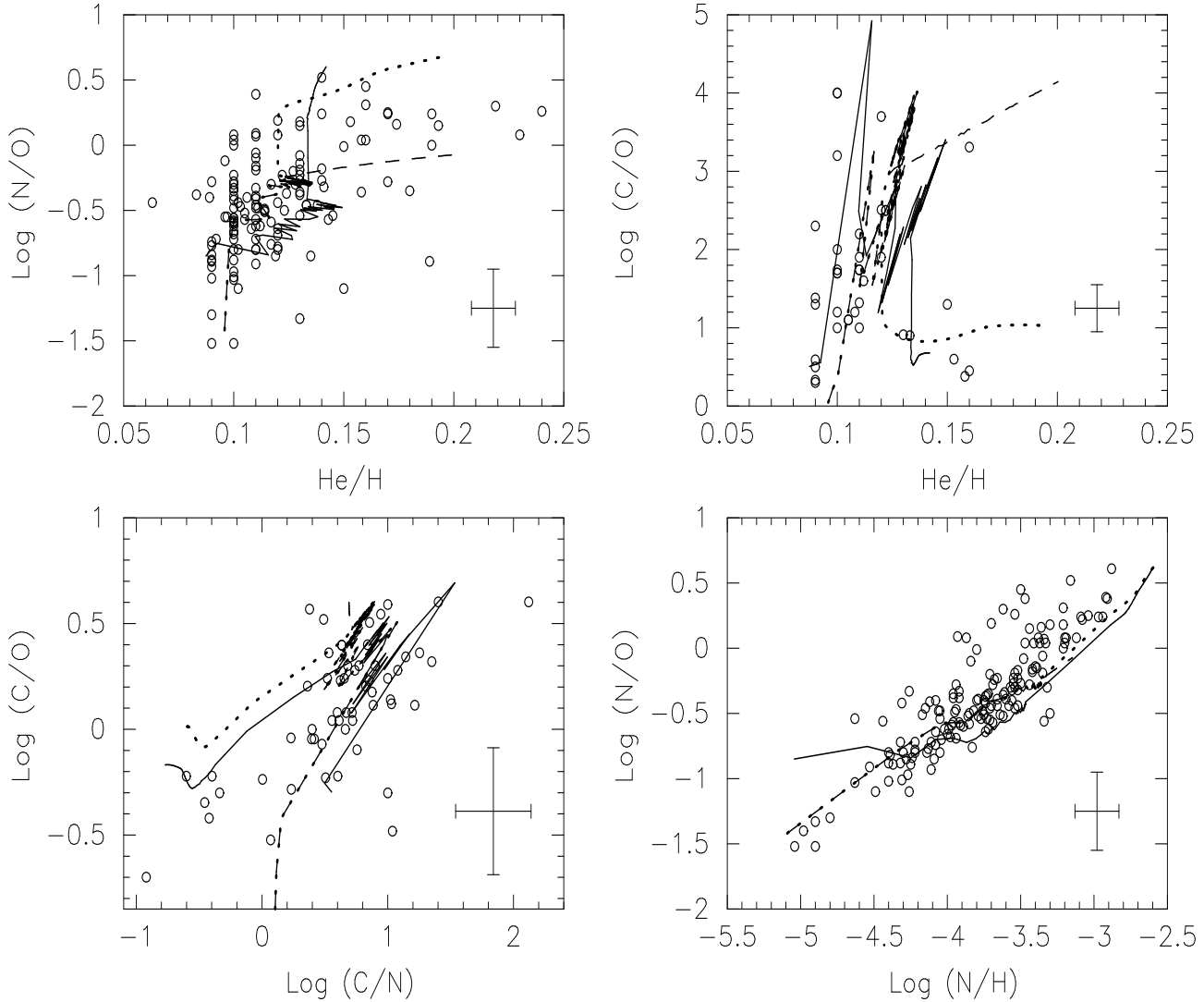


Fig. 4. Planetary nebulae abundances (by number) predicted by the standard model with pre-AGB evolution according to the Geneva tracks (*solid curves*) and according to the recipes outlined in Sect. 3 (*dotted curves*). The latter model without HBB is shown for comparison (*dashed curves*). Abundances observed in PNe in the Galactic disk are shown by *open circles* (data mainly from Aller & Cryzack (1983), Zuckerman & Aller (1986), Aller & Keyes (1987), and Kaler et al. (1990)). Typical errors in the observations are indicated at the bottom right corner of each panel

and initial mass function (IMF) in this model were derived using observational constraints to the abundance-abundance variations with age of stars in the solar neighbourhood, the metallicity and age distributions of long-living stars as well as constraints to the current space density and formation rate of several post-main-sequence star populations.

Resulting abundance-ratios (by number) in PNe are shown in Fig. 4 in case of the standard model assuming pre-AGB evolution according to the Geneva tracks (Tables

2–21). We verified that the resulting abundances are insensitive to the adopted PN lifetime up to $\tau_{\text{PN}} = 50000$ yr. In general, good agreement is found between the observed and predicted PN abundances despite the uncertainties involved. We find that the overall trend of the observations is reproduced well by the standard model independent of the adopted chemical enrichment history of the Galactic disk. However, some discrepancies are present between the standard model (with pre-AGB evolution according to the

Geneva tracks) and the observations, in particular at large values of $\text{He}/\text{H} \gtrsim 0.15$.

For comparison, we show in Fig. 4 the PN abundances predicted by the standard model with pre-AGB evolution according to the recipes outlined in Sect. 3. In this case, the enhanced effect of second dredge-up can account for massive AGB stars with He/H up to ~ 0.18 in their envelopes. This suggests that second dredge-up has been relatively important at least for some of the PNe in our sample with $\text{He}/\text{H} \lesssim 0.15$. Alternatively, a substantial fraction of the hydrogen contained in the outer envelope may have turned into helium. Since PNe may evolve from a H and/or He-shell burning AGB star, this will determine the distribution of He/H abundance ratios observed for a given progenitor mass. We have included in Table 32 the yields of H and He for the standard model with second dredge-up as described by RV (cf. Sect. 3.2) which provides reasonable agreement with the observed PN abundances of He/H up to ~ 0.2 , in particular for the more massive PNe.

The effect of HBB on the predicted abundances can be seen in Fig. 4 by comparison of the standard model with $m_{\text{HBB}} = 0.8$ and $1.3 M_{\odot}$ (i.e. no HBB), respectively. Our results indicate that the standard model overestimates the effect of HBB on the resulting N/O abundance ratios in PNe with progenitors mass $\gtrsim 5-6 M_{\odot}$. We note that the standard model takes into account the maximum effect of HBB as described by RV so that values of the mixing length parameter $\alpha < 2$ in case of RV are probably more appropriate for massive AGB stars. On the other hand, models without HBB are inconsistent with the observed N/O abundances as well as with independent observations discussed in Sect. 4.2. Therefore, the range of N/O abundances observed in the envelopes of post-AGB stars allows for variations in the importance of HBB roughly covering the range from $m_{\text{HBB}} = 0.8$ to $0.9 M_{\odot}$. In case of reduced HBB (i.e. $m_{\text{HBB}} = 0.9 M_{\odot}$), the CNO yields of massive stars in Tables 22–31 are more suitable than those given for the standard model.

The procedure to approximate the effect of HBB in a semi-analytical way has been described in the Appendix of GJ. Here the basic parameters were determined by fitting the RV ($\alpha = 2$, $\eta_{\text{AGB}} = 0.33$) case for which the effect of HBB is largest. Thus, as the standard model has $\eta_{\text{AGB}} = 4$, possible effects of HBB varying with in particular mass loss were neglected. In fact, the temperature structure of the envelope is expected to change when the number of thermal pulses decreases with increasing values of η_{AGB} . This may reduce the amount of HBB occurring in the convective envelope and affect the resulting abundances as observed for PNe with $\log(\text{N}/\text{O}) \lesssim -0.5$ and $\text{He}/\text{H} \gtrsim 0.15$ (cf. Fig. 4).

We emphasize that the resulting abundances of PNe do depend strongly on the initial element abundances of their progenitors, i.e. are very sensitive to the detailed chemical enrichment of the Galactic disk. A considerable part

of the scatter observed in Fig. 4 is expected to be caused (in addition to experimental errors) by substantial variations in the initial abundances of PN progenitors due to the inhomogeneous chemical evolution of the Galactic disk ISM (e.g. van den Hoek & de Jong 1996). Furthermore, the progenitors of the PNe nowadays observed in the solar neighbourhood probably have been formed over a large range in galactocentric distance (e.g. Wielen et al. 1996) and thus with a large range in initial metallicity according to the radial abundance gradients in the disk ISM (e.g. Shaver et al. 1983). Therefore, we expect the agreement between the predicted and observed PN abundance-ratios to improve further when averaging over a range in initial composition for a given progenitor mass.

We conclude that the abundance-ratios predicted by the standard model are consistent with the observed abundances in virtually all the PNe in our sample when we allow for plausible variations in strength of second dredge-up and HBB.

5.4. Final remarks

The primary application of the stellar yields presented in this paper is probably in galactic chemical evolution studies.

As models with the default parameters for the mass loss on the AGB, third dredge-up efficiency, and HBB fit many constraints in our galaxy and the LMC (GJ/GHJ), the corresponding yields (Tables 2-21) are probably the most appropriate ones to use. Possible alternatives are models with less HBB (Tables 22-31), or using the pre-AGB evolution from the synthetic model (Table 32). We argued in Sect 5.2 that the scaling factor η_{AGB} of the Reimers law may be different for low metallicities. To simulate this effect one may want to use the yields for models with $\eta_{\text{AGB}} = 2$ for $Z = 0.004$ and $\eta_{\text{AGB}} = 1$ for $Z = 0.001$ (Tables 33-38).

Acknowledgements. We like to thank the referee Georges Meynet for careful reading of the paper and encouraging remarks. It is a pleasure to thank Achim Weiss for his comments on an earlier version of this paper. The research of LBH and MG has been supported under grants 782-372-028 and 782-373-030 by the Netherlands Foundation for Research in Astronomy (ASTRON) which is financially supported by the Netherlands Organisation for Scientific Research (NWO).

References

- Aller L.H., Cryzack S.J., 1983, ApJS 51, 211
- Aller L.H., Keyes C.D., 1987, ApJS 65, 405
- Anders E., Grevesse N., 1989, Geochim. Cosmochim. Acta 53, 197
- Audouze J., 1987, JAp&A 8, 147

- Becker S.A., Iben I., 1979, *ApJ* 232, 831
 Becker S.A., Iben I., 1980, *ApJ* 237, 111
 Blöcker T., Schönberner D., 1993, in: *IAU symposium 155 on Planetary Nebulae*, eds. R. Weinberger, A. Acker, Reidel, Dordrecht, p. 479
 Bond H.E., 1992, *Nature* Vol. 356, 474
 Boothroyd A. I., Sackmann I.-J., 1988, *ApJ* 328, 653
 Boothroyd A. I., Sackmann I.-J., Ahern S.C., 1993, *ApJ* 416, 762
 Boothroyd A. I., Sackmann I.-J., Wasserburg G.J., 1995, *ApJ* 442, L21
 Busso M., Gallino R., Lambert D.L., Raiteri C.M., Smith V.V., 1992, *ApJ* 399, 218
 Busso M., Lambert D.L., Beglio L., Gallino R., Raiteri C.M., Smith V.V., 1995, *ApJ* 446, 775
 Charbonnel C., 1995, *ApJ* 453, L41
 Charbonnel C., Meynet G., Maeder A., Schaerer D., 1996, *A&AS* 115, 339
 Clegg R.E.S., 1991, *Evolution of Stars*, IAU symposium 145, eds. G. Michaud, A. Tutukov, Reidel, Dordrecht, p. 387
 Denissenkov P.A., Weiss A., 1996, *A&A* 308, 773
 Dopita M.A., Meatheringham S.J., 1990, *ApJ* 357, 140
 Dopita M.A., Meatheringham S.J., 1991, *ApJ* 367, 115
 Edvardsson B., Andersen J., Gustafsson B., et al. 1993, *A&A* 275, 101
 Groenewegen M.A.T., de Jong T., 1993, *A&A* 267, 410 (GJ)
 Groenewegen M.A.T., de Jong T., 1994a, *A&A* 282, 127
 Groenewegen M.A.T., de Jong T., 1994b, *A&A* 283, 463
 Groenewegen M.A.T., van den Hoek L.B., de Jong T., 1995, *A&A* 293, 381 (GHJ)
 Groenewegen M.A.T., Smith C.H., Wood P.R., Omont A., Fujiyoshi T., 1995, *ApJ* 449, L119
 Hashimoto H., Iwamoto K., Nomoto K., 1993, *ApJ* 414, L105
 van den Hoek L.B., de Jong T., 1996, *A&A*, in press
 van den Hoek L.B., Groenewegen M.A.T., Nomoto K., de Jong T., 1996, in preparation
 Iben I., Renzini A., 1983, *ARA&A* 21, 271 (IR)
 Iben I., Truran J.W., 1978, *ApJ* 220, 980
 Kaler J.B., Shaw R.A., Kwitter K.B., 1990, *ApJ* 359, 392
 Lattanzio J.C., 1989, *ApJ* 344, L25
 Maeder A., 1992, *A&A* 264, 105
 Marigo P., Bressan A., Chiosi C., 1996, *A&A*, in press
 Matteucci F., Franco J., Francois P., Treyer M.A., 1989, *Rev. Mex. Astron. Astrofis.* 18, 145
 Meynet G., Maeder A., Schaller G., Schaerer D., Charbonnel C., 1994, *A&AS* 103, 97
 Paczynski B., 1975, *ApJ* 202, 558
 Pagel B.E.J., Terlevich R.J., Melnick J., 1986, *PASP* 98, 1005
 Pagel B.E.J., Kazlauskas A., 1992, *MNRAS* 256, 49
 Plez B., Smith V.V., Lambert D.L., 1993, *ApJ* 418, 812
 Pottasch S.R., 1992, *A&AR* 4, 215
 Renzini A., Voli M., 1981, *A&A* 94, 175 (RV)
 Richer H.B., Olander N., Westerlund B.E., 1979, *ApJ* 230, 724
 Rocca-Volmerange B., Schaeffer R., 1990, *A&A* 233, 427
 Rogers F.J., Iglesias C.A., 1992, *ApJ* 401, 361
 Rood R.T., 1973, *ApJ* 184, 815
 Russell S.C., Dopita M.A., 1992, *ApJ* 384, 508
 Schaerer D., Meynet G., Maeder A., Schaller G., 1993a, *A&AS* 98, 523
 Schaerer D., Charbonnel C., Meynet G., Maeder A., Schaller G., 1993b, *A&AS* 102, 339
 Schaller G., Schaerer D., Meynet G., Maeder A., 1992, *A&AS* 96, 269
 Schönberner D., 1983, *ApJ* 272, 708
 Shaver P.A., McGee R.X., Newton L.M., et al. , 1983, *MNRAS* 204, 53
 Smith V.V., Plez B., Lambert D.L., Lubowich D.A., 1995, *ApJ* 441, 735
 Steigman G., 1993, *ApJ* 413, L73
 Schramm D.N., 1989, *Comm. Ap.* 14, 97
 Sweigart A.V., Mengel J.G., 1979, *ApJ* 229, 642
 Sweigart A.V., Greggio L., Renzini A., 1989, *ApJS* 69, 911
 Sweigart A.V., Greggio L., Renzini A., 1990, *ApJ* 364, 527
 Twarog B.A., 1980, *ApJ* 242, 242
 Vassiliadis E., Wood P.R., 1993, *ApJ* 413, 641
 Weidemann V., Koester D., 1983, *A&A* 121, 77
 Weidemann V., 1990, *ARA&A* 28, 103
 Wielen R., Fuchs B., Dettbarn C., 1996, *A&A*, in press
 van Winckel H., Mathis J.S., Waelkens C., 1992, *Nature* 356, 500
 Zuckerman B., Aller L.H., 1986, *ApJ* 301, 772

Table 2. Pre-AGB yields for $Z_{\text{ini}}=0.001$, $\eta_{\text{AGB}}=4$, and $m_{\text{HBB}}=0.8$

m_{ini}	H	^4He	^{12}C	^{13}C	^{14}N	^{16}O	Y_{CNO}	Y_{TOT}	Δm_{ej}	m_{end}
.8	.000E+00	.000E+00	.000E+00	.000E+00	.000E+00	.000E+00	.000E+00	.000E+00	.00	.80
.9	-.676E-03	.682E-03	-.762E-06	-.124E-05	.838E-06	.622E-07	-.106E-05	-.106E-05	.03	.87
1.0	-.726E-03	.669E-03	-.110E-05	-.107E-05	.126E-05	.450E-07	-.829E-06	-.829E-06	.03	.97
1.3	-.173E-03	.173E-03	-.438E-06	-.241E-06	.506E-06	.640E-08	-.153E-06	-.153E-06	.01	1.24
1.3	-.435E-03	.390E-03	-.101E-05	-.614E-06	.116E-05	-.160E-07	-.459E-06	-.459E-06	.02	1.23
1.5	-.176E-03	.171E-03	-.592E-06	-.265E-06	.695E-06	.533E-08	-.140E-06	-.140E-06	.01	1.49
1.7	-.388E-04	.391E-04	-.166E-06	-.658E-07	.197E-06	-.294E-08	-.322E-07	-.322E-07	.00	1.70
2.0	-.602E-04	.581E-04	-.253E-06	-.977E-07	.353E-06	-.635E-07	-.516E-07	-.516E-07	.01	1.99
2.5	-.317E-04	.310E-04	-.294E-06	-.105E-06	.398E-06	-.624E-07	-.530E-07	-.530E-07	.01	2.49
3.0	-.151E-04	.123E-04	-.335E-06	-.125E-06	.394E-06	-.700E-08	-.641E-07	-.641E-07	.01	2.99
4.0	-.420E-05	.490E-05	-.231E-06	-.100E-06	.274E-06	-.600E-08	-.580E-07	-.580E-07	.01	3.99
5.0	-.119E-04	.274E-05	-.190E-06	-.880E-07	.225E-06	-.660E-08	-.571E-07	-.571E-07	.01	4.99
7.0	-.777E-05	.311E-05	-.168E-06	-.784E-07	.206E-06	-.117E-07	-.476E-07	-.476E-07	.02	6.98

Table 3. AGB yields for $Z_{\text{ini}}=0.001$, $\eta_{\text{AGB}}=4$, and $m_{\text{HBB}}=0.8$

m_{ini}	H	^4He	^{12}C	^{13}C	^{14}N	^{16}O	Y_{CNO}	Y_{TOT}	Δm_{ej}	m_{end}
.8	-.121E-01	.121E-01	-.187E-04	-.107E-04	.218E-04	-.176E-05	-.929E-05	-.149E-07	.27	.55
.9	-.127E-01	.127E-01	-.207E-04	-.117E-04	.242E-04	-.193E-05	-.101E-04	-.147E-07	.33	.57
1.0	-.133E-01	.133E-01	-.236E-04	-.131E-04	.276E-04	-.215E-05	-.113E-04	-.170E-07	.41	.59
1.3	-.185E-01	.168E-01	.149E-02	-.156E-04	.332E-04	.132E-03	.164E-02	.166E-02	.60	.65
1.5	-.196E-01	.172E-01	.221E-02	-.173E-04	.380E-04	.196E-03	.243E-02	.244E-02	.79	.71
1.7	-.180E-01	.154E-01	.230E-02	-.174E-04	.396E-04	.204E-03	.252E-02	.254E-02	.91	.79
2.0	-.222E-01	.187E-01	.305E-02	-.188E-04	.701E-04	.262E-03	.337E-02	.354E-02	1.13	.86
2.5	-.181E-01	.142E-01	.341E-02	-.193E-04	.760E-04	.293E-03	.376E-02	.388E-02	1.50	.99
3.0	-.164E-01	.122E-01	.375E-02	-.204E-04	.702E-04	.331E-03	.413E-02	.427E-02	1.90	1.09
3.5	-.185E-01	.138E-01	.367E-02	.336E-03	.202E-03	.362E-03	.457E-02	.468E-02	2.28	1.20
4.0	-.219E-01	.166E-01	.877E-03	.180E-03	.379E-02	.344E-03	.520E-02	.528E-02	2.71	1.27
4.5	-.241E-01	.183E-01	.471E-03	.480E-04	.482E-02	.417E-03	.576E-02	.584E-02	3.14	1.34
5.0	-.260E-01	.197E-01	.472E-03	.414E-04	.541E-02	.338E-03	.626E-02	.635E-02	3.57	1.41
6.0	-.308E-01	.236E-01	.571E-03	.625E-04	.655E-02	.355E-04	.722E-02	.728E-02	4.43	1.56
7.0	-.352E-01	.272E-01	.613E-03	.748E-04	.731E-02	.465E-04	.805E-02	.808E-02	5.28	1.70
8.0	-.382E-01	.295E-01	.603E-03	.859E-04	.794E-02	.960E-04	.873E-02	.878E-02	6.13	1.84

Table 4. Final AGB yields for $Z_{\text{ini}}=0.001$, $\eta_{\text{AGB}}=4$, and $m_{\text{HBB}}=0.8$

m_{ini}	H	^4He	^{12}C	^{13}C	^{14}N	^{16}O	Y_{CNO}	Y_{TOT}	Δm_{ej}	m_{end}
.8	-.374E-03	.374E-03	-.579E-06	-.330E-06	.676E-06	-.546E-07	-.288E-06	-.436E-09	.01	.54
.9	-.689E-03	.689E-03	-.113E-05	-.634E-06	.132E-05	-.105E-06	-.551E-06	-.889E-09	.02	.56
1.0	-.744E-03	.744E-03	-.132E-05	-.728E-06	.154E-05	-.120E-06	-.628E-06	-.100E-08	.02	.57
1.3	-.576E-02	.433E-02	.131E-02	-.166E-05	.271E-05	.116E-03	.143E-02	.143E-02	.06	.59
1.5	-.468E-02	.360E-02	.997E-03	-.194E-05	.371E-05	.883E-04	.109E-02	.109E-02	.09	.62
1.7	-.549E-02	.426E-02	.113E-02	-.294E-05	.610E-05	.999E-04	.123E-02	.123E-02	.15	.64
2.0	-.725E-02	.550E-02	.158E-02	-.313E-05	.106E-04	.138E-03	.172E-02	.175E-02	.19	.68
2.5	-.631E-02	.461E-02	.154E-02	-.327E-05	.118E-04	.135E-03	.168E-02	.170E-02	.25	.74
3.0	-.382E-02	.274E-02	.969E-03	-.292E-05	.963E-05	.857E-04	.106E-02	.108E-02	.27	.82
3.5	-.448E-02	.324E-02	.976E-03	.101E-03	.529E-04	.986E-04	.123E-02	.124E-02	.33	.87
4.0	-.485E-02	.357E-02	.211E-03	.432E-04	.930E-03	.871E-04	.127E-02	.128E-02	.36	.91
4.5	-.502E-02	.369E-02	.114E-03	.130E-04	.109E-02	.970E-04	.132E-02	.133E-02	.40	.95
5.0	-.513E-02	.377E-02	.108E-03	.112E-04	.116E-02	.736E-04	.135E-02	.136E-02	.43	.98
6.0	-.559E-02	.413E-02	.120E-03	.147E-04	.130E-02	.109E-04	.145E-02	.145E-02	.50	1.06
7.0	-.600E-02	.447E-02	.121E-03	.163E-04	.137E-02	.165E-04	.153E-02	.153E-02	.57	1.13

Table 5. Total yields for $Z_{\text{ini}}=0.001$, $\eta_{\text{AGB}}=4$, and $m_{\text{HBB}}=0.8$

m_{ini}	H	^4He	^{12}C	^{13}C	^{14}N	^{16}O	Y_{CNO}	Y_{TOT}	Δm_{ej}	m_{end}
.9	-.140E-01	.140E-01	-.226E-04	-.135E-04	.264E-04	-.197E-05	-.117E-04	-.108E-05	.38	.56
1.0	-.148E-01	.148E-01	-.260E-04	-.149E-04	.304E-04	-.223E-05	-.127E-04	-.847E-06	.46	.57
1.3	-.244E-01	.213E-01	.281E-02	-.175E-04	.364E-04	.249E-03	.308E-02	.309E-02	.67	.59
1.3	-.247E-01	.215E-01	.281E-02	-.178E-04	.371E-04	.249E-03	.308E-02	.309E-02	.69	.59
1.5	-.245E-01	.210E-01	.321E-02	-.195E-04	.424E-04	.284E-03	.351E-02	.353E-02	.89	.62
1.7	-.235E-01	.197E-01	.343E-02	-.204E-04	.459E-04	.304E-03	.375E-02	.377E-02	1.06	.64
2.0	-.295E-01	.242E-01	.463E-02	-.220E-04	.811E-04	.400E-03	.509E-02	.529E-02	1.32	.68
2.5	-.244E-01	.188E-01	.495E-02	-.227E-04	.882E-04	.429E-03	.544E-02	.559E-02	1.76	.74
3.0	-.203E-01	.149E-01	.472E-02	-.234E-04	.802E-04	.417E-03	.519E-02	.535E-02	2.18	.82
4.0	-.268E-01	.202E-01	.109E-02	.223E-03	.472E-02	.431E-03	.647E-02	.656E-02	3.09	.91
5.0	-.311E-01	.234E-01	.580E-03	.525E-04	.657E-02	.412E-03	.761E-02	.772E-02	4.02	.98
7.0	-.412E-01	.316E-01	.734E-03	.910E-04	.869E-02	.629E-04	.958E-02	.961E-02	5.87	1.13
8.0	-.382E-01	.295E-01	.603E-03	.858E-04	.794E-02	.960E-04	.872E-02	.878E-02	6.17	1.84

Table 6. Pre-AGB yields for $Z_{\text{ini}}=0.004$, $\eta_{\text{AGB}}=4$, and $m_{\text{HBB}}=0.8$

m_{ini}	H	^4He	^{12}C	^{13}C	^{14}N	^{16}O	Y_{CNO}	Y_{TOT}	Δm_{ej}	m_{end}
.8	-.480E-04	.385E-04	.128E-05	-.205E-07	.330E-06	.276E-05	.436E-05	.436E-05	.00	.80
.9	-.132E-03	.114E-03	.291E-05	-.189E-07	.109E-05	.684E-05	.108E-04	.108E-04	.00	.90
1.0	-.178E-03	.154E-03	.337E-05	-.220E-07	.176E-05	.868E-05	.138E-04	.138E-04	.01	.99
1.3	-.883E-04	.774E-04	.140E-05	-.136E-07	.118E-05	.429E-05	.687E-05	.687E-05	.00	1.25
1.3	-.704E-04	.648E-04	.127E-05	-.720E-08	.100E-05	.378E-05	.606E-05	.606E-05	.00	1.25
1.5	-.575E-03	.507E-03	.788E-05	-.109E-06	.960E-05	.286E-04	.461E-04	.461E-04	.03	1.47
1.7	-.455E-03	.405E-03	.586E-05	-.102E-06	.863E-05	.224E-04	.369E-04	.369E-04	.02	1.68
2.0	-.243E-03	.215E-03	.291E-05	-.590E-07	.470E-05	.106E-04	.182E-04	.182E-04	.01	1.99
2.5	-.255E-03	.238E-03	.275E-05	-.512E-07	.564E-05	.106E-04	.189E-04	.189E-04	.02	2.48
3.0	-.340E-03	.295E-03	.400E-05	-.660E-07	.827E-05	.154E-04	.276E-04	.276E-04	.03	2.97
4.0	-.141E-03	.129E-03	.315E-05	-.355E-07	.523E-05	.115E-04	.199E-04	.199E-04	.03	3.97
5.0	-.926E-04	.761E-04	.226E-05	-.196E-07	.344E-05	.806E-05	.138E-04	.138E-04	.03	4.97
7.0	-.192E-03	.160E-03	.490E-05	-.431E-07	.740E-05	.172E-04	.296E-04	.296E-04	.08	6.92

Table 7. AGB yields for $Z_{\text{ini}}=0.004$, $\eta_{\text{AGB}}=4$, and $m_{\text{HBB}}=0.8$

m_{ini}	H	^4He	^{12}C	^{13}C	^{14}N	^{16}O	Y_{CNO}	Y_{TOT}	Δm_{ej}	m_{end}
.8	-.108E-01	.108E-01	-.753E-04	.564E-05	.879E-04	-.649E-05	.117E-04	-.144E-07	.25	.57
.9	-.110E-01	.110E-01	-.811E-04	.593E-05	.947E-04	-.689E-05	.126E-04	.210E-09	.29	.61
1.0	-.119E-01	.119E-01	-.950E-04	.673E-05	.111E-03	-.791E-05	.147E-04	-.698E-08	.38	.62
1.3	-.155E-01	.144E-01	.890E-03	.770E-05	.138E-03	.730E-04	.111E-02	.109E-02	.57	.68
1.5	-.176E-01	.157E-01	.164E-02	.864E-05	.167E-03	.135E-03	.195E-02	.193E-02	.80	.70
1.7	-.205E-01	.174E-01	.272E-02	.941E-05	.194E-03	.224E-03	.315E-02	.311E-02	1.03	.67
2.0	-.288E-01	.239E-01	.411E-02	.103E-04	.314E-03	.287E-03	.472E-02	.493E-02	1.29	.70
2.5	-.318E-01	.263E-01	.469E-02	.112E-04	.375E-03	.296E-03	.537E-02	.545E-02	1.66	.82
3.0	-.334E-01	.267E-01	.583E-02	.117E-04	.400E-03	.380E-03	.662E-02	.671E-02	2.10	.86
3.5	-.228E-01	.183E-01	.380E-02	.916E-04	.367E-03	.239E-03	.450E-02	.455E-02	2.31	1.16
4.0	-.207E-01	.161E-01	.645E-03	.215E-03	.354E-02	.199E-03	.459E-02	.462E-02	2.67	1.30
4.5	-.237E-01	.185E-01	.223E-03	.801E-04	.460E-02	.266E-03	.517E-02	.520E-02	3.11	1.36
5.0	-.263E-01	.206E-01	.215E-03	.724E-04	.522E-02	.194E-03	.570E-02	.573E-02	3.54	1.43
6.0	-.290E-01	.224E-01	.284E-03	.916E-04	.636E-02	-.166E-03	.657E-02	.661E-02	4.38	1.57
7.0	-.312E-01	.239E-01	.297E-03	.103E-03	.718E-02	-.242E-03	.734E-02	.738E-02	5.22	1.70
8.0	-.357E-01	.277E-01	.248E-03	.113E-03	.791E-02	-.316E-03	.795E-02	.798E-02	6.17	1.84

Table 8. Final AGB yields for $Z_{\text{ini}} = 0.004$, $\eta_{\text{AGB}}=4$, and $m_{\text{HBB}}=0.8$

m_{ini}	H	^4He	^{12}C	^{13}C	^{14}N	^{16}O	Y_{CNO}	Y_{TOT}	Δm_{ej}	m_{end}
.8	-.545E-04	.545E-04	-.380E-06	.284E-07	.443E-06	-.327E-07	.591E-07	-.725E-10	.00	.57
.9	-.107E-02	.107E-02	-.788E-05	.577E-06	.920E-05	-.670E-06	.122E-05	.437E-09	.03	.58
1.0	-.397E-02	.313E-02	.769E-03	.688E-06	.114E-04	.628E-04	.844E-03	.840E-03	.05	.58
1.3	-.478E-02	.388E-02	.815E-03	.119E-05	.214E-04	.666E-04	.905E-03	.899E-03	.10	.59
1.5	-.334E-02	.274E-02	.534E-03	.107E-05	.208E-04	.438E-04	.600E-03	.596E-03	.10	.60
1.7	-.335E-02	.251E-02	.771E-03	.564E-06	.119E-04	.631E-04	.847E-03	.843E-03	.07	.60
2.0	-.368E-02	.277E-02	.813E-03	.593E-06	.187E-04	.634E-04	.896E-03	.907E-03	.08	.62
2.5	-.576E-02	.441E-02	.121E-02	.111E-05	.382E-04	.898E-04	.134E-02	.135E-02	.18	.64
3.0	-.649E-02	.479E-02	.154E-02	.101E-05	.358E-04	.117E-03	.170E-02	.170E-02	.21	.66
3.5	-.491E-02	.372E-02	.103E-02	.293E-04	.514E-04	.756E-04	.118E-02	.119E-02	.33	.83
4.0	-.488E-02	.365E-02	.194E-03	.527E-04	.925E-03	.655E-04	.124E-02	.124E-02	.39	.91
4.5	-.511E-02	.383E-02	.832E-04	.180E-04	.110E-02	.765E-04	.128E-02	.128E-02	.42	.94
5.0	-.533E-02	.401E-02	.775E-04	.154E-04	.118E-02	.552E-04	.132E-02	.133E-02	.45	.98
6.0	-.552E-02	.411E-02	.872E-04	.184E-04	.132E-02	-.217E-04	.141E-02	.141E-02	.52	1.05
7.0	-.565E-02	.417E-02	.842E-04	.195E-04	.140E-02	-.292E-04	.147E-02	.147E-02	.58	1.12
8.0	-.609E-02	.455E-02	.724E-04	.208E-04	.147E-02	-.329E-04	.153E-02	.154E-02	.64	1.20

Table 9. Total yields for $Z_{\text{ini}} = 0.004$, $\eta_{\text{AGB}}=4$, and $m_{\text{HBB}}=0.8$

m_{ini}	H	^4He	^{12}C	^{13}C	^{14}N	^{16}O	Y_{CNO}	Y_{TOT}	Δm_{ej}	m_{end}
.9	-.122E-01	.122E-01	-.861E-04	.649E-05	.105E-03	-.722E-06	.247E-04	.108E-04	.33	.58
1.0	-.161E-01	.152E-01	.678E-03	.739E-05	.124E-03	.636E-04	.873E-03	.854E-03	.43	.58
1.3	-.203E-01	.184E-01	.171E-02	.888E-05	.160E-03	.144E-03	.202E-02	.199E-02	.66	.59
1.3	-.203E-01	.183E-01	.171E-02	.888E-05	.160E-03	.143E-03	.202E-02	.199E-02	.66	.59
1.5	-.215E-01	.189E-01	.219E-02	.961E-05	.198E-03	.207E-03	.260E-02	.257E-02	.93	.60
1.7	-.243E-01	.203E-01	.350E-02	.988E-05	.215E-03	.309E-03	.403E-02	.399E-02	1.12	.60
2.0	-.328E-01	.269E-01	.493E-02	.108E-04	.337E-03	.361E-03	.564E-02	.586E-02	1.38	.62
2.5	-.378E-01	.309E-01	.590E-02	.123E-04	.418E-03	.396E-03	.673E-02	.682E-02	1.86	.64
3.0	-.402E-01	.318E-01	.738E-02	.126E-04	.444E-03	.512E-03	.835E-02	.843E-02	2.34	.66
4.0	-.257E-01	.199E-01	.841E-03	.267E-03	.447E-02	.276E-03	.585E-02	.587E-02	3.09	.91
5.0	-.317E-01	.247E-01	.294E-03	.878E-04	.639E-02	.257E-03	.703E-02	.707E-02	4.02	.98
7.0	-.371E-01	.282E-01	.386E-03	.123E-03	.858E-02	-.254E-03	.884E-02	.888E-02	5.88	1.12
8.0	-.422E-01	.326E-01	.328E-03	.133E-03	.939E-02	-.321E-03	.953E-02	.957E-02	6.81	1.20

Table 10. Pre-AGB yields for $Z_{\text{ini}} = 0.008$, $\eta_{\text{AGB}}=4$, and $m_{\text{HBB}}=0.8$

m_{ini}	H	^4He	^{12}C	^{13}C	^{14}N	^{16}O	Y_{CNO}	Y_{TOT}	Δm_{ej}	m_{end}
.8	-.591E-03	.491E-03	.196E-04	.250E-06	.683E-05	.482E-04	.751E-04	.751E-04	.01	.79
.9	-.571E-03	.471E-03	.166E-04	.293E-06	.748E-05	.438E-04	.683E-04	.683E-04	.01	.89
1.0	-.102E-02	.814E-03	.252E-04	.482E-06	.145E-04	.713E-04	.112E-03	.112E-03	.02	.98
1.3	-.664E-03	.582E-03	.160E-04	.336E-06	.133E-04	.519E-04	.817E-04	.817E-04	.02	1.23
1.3	-.777E-03	.657E-03	.186E-04	.418E-06	.151E-04	.600E-04	.943E-04	.943E-04	.02	1.23
1.5	-.477E-03	.387E-03	.103E-04	.243E-06	.110E-04	.373E-04	.589E-04	.589E-04	.02	1.48
1.7	-.540E-03	.434E-03	.112E-04	.268E-06	.138E-04	.421E-04	.676E-04	.676E-04	.02	1.68
2.0	-.387E-03	.330E-03	.804E-05	.160E-06	.106E-04	.292E-04	.482E-04	.482E-04	.02	1.98
2.5	-.495E-03	.420E-03	.827E-05	.199E-06	.136E-04	.310E-04	.532E-04	.532E-04	.02	2.48
3.0	-.511E-03	.448E-03	.922E-05	.232E-06	.155E-04	.343E-04	.594E-04	.594E-04	.03	2.97
4.0	-.457E-03	.392E-03	.978E-05	.261E-06	.154E-04	.357E-04	.613E-04	.613E-04	.04	3.96
5.0	-.444E-03	.354E-03	.100E-04	.274E-06	.155E-04	.362E-04	.620E-04	.620E-04	.05	4.95
7.0	-.699E-03	.573E-03	.156E-04	.437E-06	.246E-04	.558E-04	.966E-04	.966E-04	.12	6.88

Table 11. AGB yields for $Z_{\text{ini}}=0.008$, $\eta_{\text{AGB}}=4$, and $m_{\text{HBB}}=0.8$

m_{ini}	H	^4He	^{12}C	^{13}C	^{14}N	^{16}O	Y_{CNO}	Y_{TOT}	Δm_{ej}	m_{end}
.8	-.110E-01	.110E-01	-.147E-03	.111E-04	.172E-03	-.139E-04	.218E-04	.225E-08	.27	.56
.9	-.101E-01	.101E-01	-.144E-03	.106E-04	.168E-03	-.134E-04	.212E-04	.175E-07	.28	.62
1.0	-.111E-01	.111E-01	-.171E-03	.122E-04	.200E-03	-.156E-04	.252E-04	.666E-08	.37	.63
1.3	-.141E-01	.132E-01	.610E-03	.142E-04	.251E-03	.408E-04	.916E-03	.879E-03	.56	.69
1.5	-.157E-01	.141E-01	.121E-02	.160E-04	.305E-03	.842E-04	.161E-02	.156E-02	.79	.71
1.7	-.185E-01	.158E-01	.220E-02	.176E-04	.358E-03	.156E-03	.273E-02	.267E-02	1.03	.67
2.0	-.257E-01	.214E-01	.346E-02	.198E-04	.525E-03	.165E-03	.417E-02	.435E-02	1.27	.72
2.5	-.338E-01	.283E-01	.451E-02	.218E-04	.670E-03	.145E-03	.535E-02	.540E-02	1.71	.77
3.0	-.353E-01	.289E-01	.537E-02	.223E-04	.706E-03	.185E-03	.628E-02	.633E-02	2.12	.85
3.5	-.265E-01	.222E-01	.351E-02	.219E-04	.666E-03	.627E-04	.426E-02	.429E-02	2.31	1.16
4.0	-.253E-01	.211E-01	.461E-03	.236E-03	.346E-02	-.921E-05	.414E-02	.414E-02	2.64	1.32
4.5	-.264E-01	.217E-01	-.216E-04	.895E-04	.458E-02	.615E-04	.471E-02	.471E-02	3.07	1.38
5.0	-.271E-01	.218E-01	-.521E-04	.798E-04	.519E-02	.211E-05	.522E-02	.522E-02	3.51	1.44
6.0	-.301E-01	.241E-01	-.781E-05	.976E-04	.639E-02	-.428E-03	.606E-02	.605E-02	4.34	1.58
7.0	-.328E-01	.260E-01	-.173E-04	.109E-03	.730E-02	-.599E-03	.680E-02	.680E-02	5.17	1.71
8.0	-.430E-01	.346E-01	-.101E-03	.134E-03	.934E-02	-.926E-03	.845E-02	.845E-02	6.11	1.89

Table 12. Final AGB yields for $Z_{\text{ini}}=0.008$, $\eta_{\text{AGB}}=4$, and $m_{\text{HBB}}=0.8$

m_{ini}	H	^4He	^{12}C	^{13}C	^{14}N	^{16}O	Y_{CNO}	Y_{TOT}	Δm_{ej}	m_{end}
.8	.000E+00	.000E+00	.000E+00	.000E+00	.000E+00	.000E+00	.000E+00	.000E+00	.00	.56
.9	-.139E-02	.139E-02	-.198E-04	.146E-05	.231E-04	-.185E-05	.293E-05	.220E-08	.04	.58
1.0	-.149E-02	.149E-02	-.230E-04	.165E-05	.268E-04	-.210E-05	.338E-05	-.844E-09	.05	.58
1.3	-.428E-02	.354E-02	.655E-03	.239E-05	.421E-04	.467E-04	.746E-03	.736E-03	.10	.59
1.5	-.604E-02	.460E-02	.132E-02	.210E-05	.400E-04	.946E-04	.145E-02	.144E-02	.12	.59
1.7	-.310E-02	.232E-02	.707E-03	.109E-05	.223E-04	.509E-04	.782E-03	.774E-03	.07	.60
2.0	-.422E-02	.319E-02	.923E-03	.151E-05	.407E-04	.598E-04	.103E-02	.104E-02	.11	.61
2.5	-.483E-02	.371E-02	.102E-02	.160E-05	.500E-04	.594E-04	.113E-02	.113E-02	.14	.63
3.0	-.641E-02	.482E-02	.144E-02	.193E-05	.626E-04	.854E-04	.159E-02	.159E-02	.21	.64
3.5	-.651E-02	.505E-02	.130E-02	.315E-05	.969E-04	.652E-04	.146E-02	.146E-02	.35	.80
4.0	-.588E-02	.464E-02	.187E-03	.632E-04	.958E-03	.308E-04	.124E-02	.124E-02	.42	.90
4.5	-.581E-02	.452E-02	.529E-04	.209E-04	.117E-02	.473E-04	.129E-02	.129E-02	.44	.93
5.0	-.565E-02	.434E-02	.431E-04	.171E-04	.123E-02	.277E-04	.131E-02	.131E-02	.47	.97
6.0	-.587E-02	.447E-02	.521E-04	.199E-04	.140E-02	-.668E-04	.140E-02	.140E-02	.54	1.04
7.0	-.601E-02	.456E-02	.475E-04	.209E-04	.148E-02	-.886E-04	.146E-02	.146E-02	.60	1.11
8.0	-.708E-02	.542E-02	.336E-04	.240E-04	.172E-02	-.121E-03	.166E-02	.166E-02	.69	1.20

Table 13. Total yields for $Z_{\text{ini}}=0.008$, $\eta_{\text{AGB}}=4$, and $m_{\text{HBB}}=0.8$

m_{ini}	H	^4He	^{12}C	^{13}C	^{14}N	^{16}O	Y_{CNO}	Y_{TOT}	Δm_{ej}	m_{end}
.9	-.121E-01	.120E-01	-.147E-03	.124E-04	.198E-03	.285E-04	.925E-04	.683E-04	.33	.58
1.0	-.136E-01	.134E-01	-.169E-03	.144E-04	.241E-03	.536E-04	.140E-03	.112E-03	.44	.58
1.3	-.191E-01	.174E-01	.128E-02	.170E-04	.306E-03	.139E-03	.174E-02	.170E-02	.68	.59
1.3	-.192E-01	.174E-01	.128E-02	.171E-04	.308E-03	.148E-03	.176E-02	.171E-02	.68	.59
1.5	-.222E-01	.191E-01	.253E-02	.183E-04	.356E-03	.216E-03	.312E-02	.306E-02	.92	.59
1.7	-.221E-01	.186E-01	.291E-02	.190E-04	.394E-03	.249E-03	.358E-02	.351E-02	1.12	.60
2.0	-.303E-01	.249E-01	.439E-02	.215E-04	.576E-03	.254E-03	.524E-02	.543E-02	1.39	.61
2.5	-.391E-01	.325E-01	.553E-02	.236E-04	.733E-03	.235E-03	.653E-02	.658E-02	1.87	.63
3.0	-.422E-01	.342E-01	.681E-02	.245E-04	.784E-03	.305E-03	.793E-02	.798E-02	2.36	.64
4.0	-.316E-01	.262E-01	.658E-03	.300E-03	.443E-02	.572E-04	.544E-02	.544E-02	3.10	.90
5.0	-.331E-01	.265E-01	.104E-05	.971E-04	.643E-02	.660E-04	.659E-02	.659E-02	4.03	.97
7.0	-.395E-01	.311E-01	.458E-04	.130E-03	.881E-02	-.632E-03	.835E-02	.835E-02	5.89	1.11
8.0	-.508E-01	.406E-01	-.520E-04	.158E-03	.111E-01	-.992E-03	.102E-01	.102E-01	6.81	1.20

Table 14. Pre-AGB yields for $Z_{\text{ini}}=0.020$, $\eta_{\text{AGB}}=4$, and $m_{\text{HBB}}=0.8$

m_{ini}	H	^4He	^{12}C	^{13}C	^{14}N	^{16}O	Y_{CNO}	Y_{TOT}	Δm_{ej}	m_{end}
.8	.000E+00	.000E+00	.000E+00	.000E+00	.000E+00	.000E+00	.000E+00	.000E+00	.00	.80
.9	.000E+00	.000E+00	.000E+00	.000E+00	.000E+00	.000E+00	.000E+00	.000E+00	.00	.90
1.0	-.100E-01	.781E-02	.371E-03	.124E-04	.197E-03	.103E-02	.161E-02	.161E-02	.10	.90
1.3	-.181E-01	.144E-01	.614E-03	.239E-04	.465E-03	.192E-02	.303E-02	.303E-02	.24	1.01
1.3	-.440E-02	.349E-02	.153E-03	.595E-05	.111E-03	.473E-03	.744E-03	.744E-03	.06	1.19
1.5	-.334E-02	.264E-02	.110E-03	.453E-05	.994E-04	.371E-03	.586E-03	.586E-03	.06	1.44
1.7	-.143E-02	.112E-02	.447E-04	.189E-05	.453E-04	.155E-03	.248E-03	.248E-03	.03	1.67
2.0	-.143E-02	.111E-02	.428E-04	.174E-05	.466E-04	.147E-03	.239E-03	.239E-03	.03	1.97
2.5	-.119E-02	.962E-03	.342E-04	.145E-05	.415E-04	.118E-03	.196E-03	.196E-03	.03	2.47
3.0	-.234E-02	.190E-02	.645E-04	.282E-05	.840E-04	.222E-03	.375E-03	.375E-03	.07	2.93
4.0	-.127E-02	.101E-02	.354E-04	.157E-05	.459E-04	.120E-03	.203E-03	.203E-03	.05	3.95
5.0	-.145E-02	.116E-02	.419E-04	.188E-05	.539E-04	.141E-03	.239E-03	.239E-03	.08	4.92
7.0	-.274E-02	.221E-02	.799E-04	.366E-05	.104E-03	.265E-03	.453E-03	.453E-03	.20	6.80

Table 15. AGB yields for $Z_{\text{ini}}=0.020$, $\eta_{\text{AGB}}=4$, and $m_{\text{HBB}}=0.8$

m_{ini}	H	^4He	^{12}C	^{13}C	^{14}N	^{16}O	Y_{CNO}	Y_{TOT}	Δm_{ej}	m_{end}
.8	-.986E-02	.986E-02	-.389E-03	.296E-04	.454E-03	-.368E-04	.579E-04	.563E-09	.29	.54
.9	-.853E-02	.853E-02	-.357E-03	.266E-04	.417E-03	-.333E-04	.530E-04	-.139E-07	.28	.62
1.0	-.918E-02	.918E-02	-.418E-03	.301E-04	.488E-03	-.382E-04	.617E-04	-.244E-07	.36	.64
1.3	-.937E-02	.937E-02	-.537E-03	.357E-04	.627E-03	-.468E-04	.787E-04	.557E-07	.55	.70
1.5	-.986E-02	.948E-02	-.268E-03	.398E-04	.755E-03	-.375E-04	.489E-03	.389E-03	.77	.73
1.7	-.112E-01	.101E-01	.351E-03	.429E-04	.864E-03	-.123E-04	.125E-02	.112E-02	.97	.73
2.0	-.176E-01	.151E-01	.132E-02	.510E-04	.108E-02	-.914E-04	.235E-02	.252E-02	1.20	.77
2.5	-.258E-01	.219E-01	.264E-02	.567E-04	.135E-02	-.185E-03	.386E-02	.389E-02	1.67	.80
3.0	-.321E-01	.268E-01	.391E-02	.588E-04	.151E-02	-.235E-03	.525E-02	.527E-02	2.11	.82
3.5	-.304E-01	.256E-01	.351E-02	.591E-04	.153E-02	-.283E-03	.481E-02	.480E-02	2.42	1.02
4.0	-.291E-01	.247E-01	.318E-02	.599E-04	.156E-02	-.329E-03	.446E-02	.443E-02	2.74	1.21
4.5	-.288E-01	.245E-01	-.562E-03	.159E-03	.511E-02	-.366E-03	.434E-02	.428E-02	3.07	1.37
5.0	-.296E-01	.250E-01	-.726E-03	.115E-03	.576E-02	-.394E-03	.476E-02	.466E-02	3.48	1.44
6.0	-.320E-01	.268E-01	-.744E-03	.127E-03	.695E-02	-.944E-03	.539E-02	.529E-02	4.27	1.59
7.0	-.341E-01	.283E-01	-.805E-03	.139E-03	.791E-02	-.132E-02	.593E-02	.582E-02	5.06	1.74
8.0	-.363E-01	.301E-01	-.957E-03	.144E-03	.881E-02	-.171E-02	.629E-02	.621E-02	5.81	1.89

Table 16. Final AGB yields for $Z_{\text{ini}}=0.020$, $\eta_{\text{AGB}}=4$, and $m_{\text{HBB}}=0.8$

m_{ini}	H	^4He	^{12}C	^{13}C	^{14}N	^{16}O	Y_{CNO}	Y_{TOT}	Δm_{ej}	m_{end}
.8	.000E+00	.000E+00	.000E+00	.000E+00	.000E+00	.000E+00	.000E+00	.000E+00	.00	.54
.9	-.139E-02	.139E-02	-.582E-04	.433E-05	.679E-04	-.542E-05	.863E-05	-.110E-08	.05	.57
1.0	-.165E-02	.165E-02	-.753E-04	.542E-05	.878E-04	-.687E-05	.111E-04	.396E-08	.06	.58
1.3	-.193E-02	.193E-02	-.110E-03	.735E-05	.129E-03	-.963E-05	.162E-04	-.801E-08	.11	.59
1.5	-.500E-02	.390E-02	.962E-03	.696E-05	.132E-03	.372E-04	.114E-02	.110E-02	.15	.59
1.7	-.415E-02	.315E-02	.881E-03	.557E-05	.113E-03	.346E-04	.103E-02	.100E-02	.14	.59
2.0	-.503E-02	.386E-02	.991E-03	.698E-05	.148E-03	.220E-04	.117E-02	.118E-02	.18	.60
2.5	-.619E-02	.468E-02	.135E-02	.595E-05	.143E-03	.253E-04	.152E-02	.151E-02	.20	.60
3.0	-.543E-02	.415E-02	.114E-02	.522E-05	.136E-03	.118E-04	.129E-02	.128E-02	.21	.62
3.5	-.627E-02	.488E-02	.121E-02	.728E-05	.190E-03	-.298E-05	.140E-02	.139E-02	.32	.70
4.0	-.720E-02	.560E-02	.141E-02	.836E-05	.219E-03	-.657E-05	.163E-02	.161E-02	.42	.79
4.5	-.661E-02	.529E-02	-.181E-04	.379E-04	.135E-02	-.321E-04	.134E-02	.132E-02	.48	.88
5.0	-.666E-02	.528E-02	-.569E-04	.246E-04	.148E-02	-.383E-04	.141E-02	.138E-02	.53	.92
6.0	-.667E-02	.525E-02	-.529E-04	.257E-04	.164E-02	-.170E-03	.144E-02	.142E-02	.60	.99
7.0	-.673E-02	.527E-02	-.612E-04	.267E-04	.175E-02	-.234E-03	.148E-02	.146E-02	.67	1.07
8.0	-.693E-02	.543E-02	-.906E-04	.270E-04	.188E-02	-.296E-03	.152E-02	.150E-02	.74	1.15

Table 17. Total yields for $Z_{\text{ini}}=0.020$, $\eta_{\text{AGB}}=4$, and $m_{\text{HBB}}=0.8$

m_{ini}	H	^4He	^{12}C	^{13}C	^{14}N	^{16}O	Y_{CNO}	Y_{TOT}	Δm_{ej}	m_{end}
.9	-.992E-02	.992E-02	-.415E-03	.309E-04	.485E-03	-.387E-04	.616E-04	-.150E-07	.33	.57
1.0	-.208E-01	.186E-01	-.123E-03	.480E-04	.773E-03	.981E-03	.168E-02	.161E-02	.53	.58
1.3	-.294E-01	.257E-01	-.334E-04	.670E-04	.122E-02	.187E-02	.313E-02	.303E-02	.90	.59
1.3	-.157E-01	.148E-01	-.494E-03	.491E-04	.867E-03	.416E-03	.839E-03	.744E-03	.72	.59
1.5	-.182E-01	.160E-01	.804E-03	.513E-04	.986E-03	.371E-03	.221E-02	.208E-02	.97	.59
1.7	-.167E-01	.143E-01	.128E-02	.503E-04	.102E-02	.178E-03	.253E-02	.237E-02	1.14	.59
2.0	-.240E-01	.200E-01	.235E-02	.597E-04	.127E-02	.777E-04	.376E-02	.394E-02	1.40	.60
2.5	-.332E-01	.276E-01	.402E-02	.641E-04	.154E-02	-.419E-04	.558E-02	.560E-02	1.90	.60
3.0	-.399E-01	.329E-01	.511E-02	.668E-04	.173E-02	-.147E-05	.692E-02	.692E-02	2.38	.62
4.0	-.376E-01	.313E-01	.462E-02	.698E-04	.182E-02	-.216E-03	.629E-02	.624E-02	3.21	.79
5.0	-.377E-01	.314E-01	-.741E-03	.141E-03	.729E-02	-.291E-03	.640E-02	.628E-02	4.08	.92
7.0	-.436E-01	.358E-01	-.786E-03	.170E-03	.976E-02	-.128E-02	.786E-02	.774E-02	5.93	1.07
8.0	-.474E-01	.390E-01	-.923E-03	.176E-03	.108E-01	-.160E-02	.850E-02	.841E-02	6.85	1.15

Table 18. Pre-AGB yields for $Z_{\text{ini}}=0.040$, $\eta_{\text{AGB}}=4$, and $m_{\text{HBB}}=0.8$

m_{ini}	H	^4He	^{12}C	^{13}C	^{14}N	^{16}O	Y_{CNO}	Y_{TOT}	Δm_{ej}	m_{end}
.8	-.170E-04	.121E-04	.119E-05	.145E-07	.300E-06	.257E-05	.408E-05	.408E-05	.00	.80
.9	-.151E-04	.108E-04	.106E-05	.129E-07	.267E-06	.229E-05	.363E-05	.363E-05	.00	.90
1.0	-.151E-01	.112E-01	.790E-03	.309E-04	.379E-03	.201E-02	.321E-02	.321E-02	.10	.90
1.3	-.138E-01	.101E-01	.661E-03	.286E-04	.432E-03	.186E-02	.298E-02	.298E-02	.11	1.14
1.3	-.693E-04	.506E-04	.400E-05	.168E-06	.170E-05	.983E-05	.157E-04	.157E-04	.00	1.25
1.5	-.110E-02	.799E-03	.517E-04	.241E-05	.389E-04	.153E-03	.247E-03	.247E-03	.01	1.49
1.7	-.247E-02	.179E-02	.112E-03	.528E-05	.918E-04	.340E-03	.551E-03	.551E-03	.03	1.67
2.0	-.238E-02	.175E-02	.104E-03	.502E-05	.924E-04	.320E-03	.524E-03	.524E-03	.03	1.97
2.5	-.255E-02	.189E-02	.111E-03	.528E-05	.102E-03	.339E-03	.560E-03	.560E-03	.04	2.46
3.0	-.546E-02	.406E-02	.226E-03	.110E-04	.223E-03	.691E-03	.116E-02	.116E-02	.10	2.89
4.0	-.266E-02	.200E-02	.112E-03	.549E-05	.110E-03	.338E-03	.568E-03	.568E-03	.07	3.93
5.0	-.293E-02	.219E-02	.124E-03	.621E-05	.121E-03	.368E-03	.621E-03	.621E-03	.09	4.91
7.0	-.698E-02	.517E-02	.296E-03	.148E-04	.290E-03	.866E-03	.147E-02	.147E-02	.31	6.69

Table 19. AGB yields for $Z_{\text{ini}}=0.040$, $\eta_{\text{AGB}}=4$, and $m_{\text{HBB}}=0.8$

m_{ini}	H	^4He	^{12}C	^{13}C	^{14}N	^{16}O	Y_{CNO}	Y_{TOT}	Δm_{ej}	m_{end}
.8	-.833E-02	.833E-02	-.890E-03	.681E-04	.104E-02	-.767E-04	.140E-03	.484E-07	.30	.53
.9	-.758E-02	.758E-02	-.863E-03	.645E-04	.101E-02	-.733E-04	.135E-03	-.294E-07	.31	.59
1.0	-.806E-02	.806E-02	-.100E-02	.728E-04	.117E-02	-.837E-04	.157E-03	-.761E-07	.40	.60
1.3	-.763E-02	.763E-02	-.122E-02	.818E-04	.143E-02	-.972E-04	.189E-03	.648E-07	.58	.67
1.5	-.656E-02	.657E-02	-.142E-02	.880E-04	.166E-02	-.108E-03	.218E-03	.262E-06	.77	.73
1.7	-.543E-02	.543E-02	-.159E-02	.926E-04	.186E-02	-.117E-03	.241E-03	.983E-07	.94	.76
2.0	-.906E-02	.827E-02	-.132E-02	.116E-03	.199E-02	-.195E-03	.595E-03	.781E-03	1.16	.80
2.5	-.152E-01	.133E-01	-.259E-03	.128E-03	.236E-02	-.362E-03	.187E-02	.191E-02	1.62	.84
3.0	-.213E-01	.183E-01	.830E-03	.130E-03	.260E-02	-.521E-03	.304E-02	.304E-02	2.01	.89
3.5	-.282E-01	.231E-01	.288E-02	.134E-03	.270E-02	-.596E-03	.512E-02	.502E-02	2.44	.97
4.0	-.284E-01	.234E-01	.282E-02	.136E-03	.278E-02	-.650E-03	.508E-02	.495E-02	2.80	1.13
4.5	-.313E-01	.258E-01	.290E-02	.140E-03	.292E-02	-.744E-03	.522E-02	.552E-02	3.21	1.21
5.0	-.342E-01	.280E-01	.305E-02	.142E-03	.304E-02	-.832E-03	.540E-02	.615E-02	3.59	1.32
6.0	-.338E-01	.280E-01	-.162E-02	.202E-03	.819E-02	-.119E-02	.558E-02	.584E-02	4.30	1.50
7.0	-.322E-01	.267E-01	-.195E-02	.222E-03	.921E-02	-.177E-02	.572E-02	.549E-02	5.02	1.67
8.0	-.322E-01	.270E-01	-.216E-02	.212E-03	.965E-02	-.230E-02	.541E-02	.522E-02	5.59	1.91

Table 20. Final AGB yields for $Z_{\text{ini}}=0.040$, $\eta_{\text{AGB}}=4$, and $m_{\text{HBB}}=0.8$

m_{ini}	H	^4He	^{12}C	^{13}C	^{14}N	^{16}O	Y_{CNO}	Y_{TOT}	Δm_{ej}	m_{end}
.8	.000E+00	.000E+00	.000E+00	.000E+00	.000E+00	.000E+00	.000E+00	.000E+00	.00	.53
.9	-.985E-03	.985E-03	-.112E-03	.838E-05	.131E-03	-.952E-05	.176E-04	.453E-08	.04	.55
1.0	-.106E-02	.106E-02	-.132E-03	.956E-05	.154E-03	-.110E-04	.206E-04	-.396E-08	.05	.55
1.3	-.151E-02	.151E-02	-.242E-03	.162E-04	.282E-03	-.192E-04	.373E-04	-.156E-07	.11	.56
1.5	-.137E-02	.137E-02	-.297E-03	.184E-04	.347E-03	-.226E-04	.455E-04	-.133E-07	.16	.57
1.7	-.103E-02	.103E-02	-.303E-03	.176E-04	.353E-03	-.222E-04	.460E-04	.274E-09	.18	.58
2.0	-.273E-02	.224E-02	.136E-03	.207E-04	.354E-03	-.371E-04	.474E-03	.496E-03	.21	.59
2.5	-.455E-02	.352E-02	.757E-03	.180E-04	.334E-03	-.565E-04	.105E-02	.103E-02	.24	.60
3.0	-.501E-02	.391E-02	.835E-03	.171E-04	.343E-03	-.741E-04	.112E-02	.110E-02	.28	.61
3.5	-.632E-02	.482E-02	.126E-02	.171E-04	.349E-03	-.838E-04	.154E-02	.150E-02	.34	.63
4.0	-.781E-02	.593E-02	.161E-02	.199E-04	.411E-03	-.105E-03	.193E-02	.188E-02	.45	.68
4.5	-.768E-02	.586E-02	.149E-02	.194E-04	.410E-03	-.113E-03	.181E-02	.182E-02	.49	.72
5.0	-.809E-02	.618E-02	.151E-02	.198E-04	.427E-03	-.126E-03	.183E-02	.190E-02	.54	.77
6.0	-.739E-02	.577E-02	-.187E-03	.371E-04	.198E-02	-.229E-03	.160E-02	.161E-02	.62	.88
7.0	-.682E-02	.533E-02	-.229E-03	.394E-04	.208E-02	-.351E-03	.154E-02	.149E-02	.69	.98
8.0	-.707E-02	.559E-02	-.302E-03	.394E-04	.228E-02	-.489E-03	.153E-02	.149E-02	.82	1.09

Table 21. Total yields for $Z_{\text{ini}}=0.040$, $\eta_{\text{AGB}}=4$, and $m_{\text{HBB}}=0.8$

m_{ini}	H	^4He	^{12}C	^{13}C	^{14}N	^{16}O	Y_{CNO}	Y_{TOT}	Δm_{ej}	m_{end}
.9	-.858E-02	.858E-02	-.974E-03	.729E-04	.114E-02	-.805E-04	.157E-03	.360E-05	.35	.55
1.0	-.243E-01	.204E-01	-.347E-03	.113E-03	.171E-02	.191E-02	.339E-02	.321E-02	.55	.55
1.3	-.229E-01	.193E-01	-.804E-03	.127E-03	.214E-02	.174E-02	.321E-02	.298E-02	.80	.56
1.3	-.921E-02	.919E-02	-.146E-02	.982E-04	.171E-02	-.107E-03	.242E-03	.158E-04	.69	.56
1.5	-.903E-02	.874E-02	-.167E-02	.109E-03	.205E-02	.228E-04	.510E-03	.247E-03	.94	.57
1.7	-.893E-02	.825E-02	-.178E-02	.115E-03	.230E-02	.201E-03	.838E-03	.551E-03	1.15	.58
2.0	-.142E-01	.123E-01	-.108E-02	.142E-03	.244E-02	.878E-04	.159E-02	.180E-02	1.41	.59
2.5	-.223E-01	.187E-01	.609E-03	.152E-03	.280E-02	-.798E-04	.348E-02	.350E-02	1.90	.60
3.0	-.318E-01	.262E-01	.189E-02	.158E-03	.317E-02	.964E-04	.532E-02	.529E-02	2.39	.61
4.0	-.388E-01	.314E-01	.454E-02	.161E-03	.330E-02	-.417E-03	.758E-02	.739E-02	3.32	.68
5.0	-.452E-01	.364E-01	.468E-02	.168E-03	.359E-02	-.590E-03	.785E-02	.867E-02	4.23	.77
7.0	-.460E-01	.372E-01	-.188E-02	.276E-03	.116E-01	-.125E-02	.873E-02	.845E-02	6.02	.98
8.0	-.513E-01	.416E-01	-.195E-02	.277E-03	.124E-01	-.130E-02	.947E-02	.924E-02	6.91	1.09

Table 22. AGB yields for $Z_{\text{ini}}=0.001$, $\eta_{\text{AGB}}=4$, and $m_{\text{HBB}}=0.9$

M_{ini}	^{12}C	^{13}C	^{14}N	^{16}O
3.0	.379E-02	-.203E-04	.699E-04	.335E-03
3.5	.420E-02	-.210E-04	.759E-04	.365E-03
4.0	.474E-02	-.218E-04	.823E-04	.408E-03
4.5	.197E-02	.250E-04	.334E-02	.426E-03
5.0	.472E-03	.414E-04	.541E-02	.338E-03
6.0	.571E-03	.625E-04	.655E-02	.355E-04
7.0	.613E-03	.748E-04	.731E-02	.465E-04
8.0	.603E-03	.859E-04	.794E-02	.960E-04

Table 23. Final AGB yields for $Z_{\text{ini}}=0.001$, $\eta_{\text{AGB}}=4$, and $m_{\text{HBB}}=0.9$

M_{ini}	^{12}C	^{13}C	^{14}N	^{16}O
3.0	.137E-02	-.309E-05	.984E-05	.121E-03
3.5	.156E-02	-.318E-05	.105E-04	.137E-03
4.0	.140E-02	-.306E-05	.108E-04	.122E-03
4.5	.311E-03	.100E-04	.899E-03	.983E-04
5.0	.108E-03	.112E-04	.116E-02	.736E-04
6.0	.120E-03	.147E-04	.130E-02	.109E-04
7.0	.121E-03	.163E-04	.137E-02	.165E-04

Table 24. AGB yields for $Z_{\text{ini}}=0.004$, $\eta_{\text{AGB}}=4$, and $m_{\text{HBB}}=0.9$

M_{ini}	^{12}C	^{13}C	^{14}N	^{16}O
3.0	.583E-02	.117E-04	.400E-03	.380E-03
3.5	.393E-02	.119E-04	.361E-03	.243E-03
4.0	.402E-02	.127E-04	.343E-03	.264E-03
4.5	.159E-02	.576E-04	.325E-02	.274E-03
5.0	.215E-03	.724E-04	.522E-02	.194E-03
6.0	.284E-03	.916E-04	.636E-02	-.166E-03
7.0	.297E-03	.103E-03	.718E-02	-.242E-03
8.0	.248E-03	.113E-03	.791E-02	-.316E-03

Table 25. Final AGB yields for $Z_{\text{ini}}=0.004$, $\eta_{\text{AGB}}=4$, and $m_{\text{HBB}}=0.9$

M_{ini}	^{12}C	^{13}C	^{14}N	^{16}O
3.0	.154E-02	.101E-05	.358E-04	.117E-03
3.5	.142E-02	.156E-05	.483E-04	.105E-03
4.0	.152E-02	.172E-05	.473E-04	.115E-03
4.5	.277E-03	.148E-04	.907E-03	.777E-04
5.0	.775E-04	.154E-04	.118E-02	.552E-04
6.0	.872E-04	.184E-04	.132E-02	-.217E-04
7.0	.842E-04	.195E-04	.140E-02	-.292E-04
8.0	.724E-04	.208E-04	.147E-02	-.329E-04

Table 26. AGB yields for $Z_{\text{ini}}=0.008$, $\eta_{\text{AGB}}=4$, and $m_{\text{HBB}}=0.9$

M_{ini}	^{12}C	^{13}C	^{14}N	^{16}O
3.0	.537E-02	.223E-04	.706E-03	.185E-03
3.5	.351E-02	.219E-04	.666E-03	.628E-04
4.0	.343E-02	.226E-04	.664E-03	.568E-04
4.5	.179E-02	.580E-04	.279E-02	.732E-04
5.0	-.521E-04	.798E-04	.519E-02	.211E-05
6.0	-.781E-05	.976E-04	.639E-02	-.428E-03
7.0	-.173E-04	.109E-03	.730E-02	-.599E-03
8.0	-.101E-03	.134E-03	.934E-02	-.926E-03

Table 27. Final AGB yields for $Z_{\text{ini}}=0.008$, $\eta_{\text{AGB}}=4$, and $m_{\text{HBB}}=0.9$

M_{ini}	^{12}C	^{13}C	^{14}N	^{16}O
3.0	.144E-02	.193E-05	.626E-04	.854E-04
3.5	.142E-02	.313E-05	.966E-04	.741E-04
4.0	.149E-02	.334E-05	.993E-04	.784E-04
4.5	.344E-03	.158E-04	.877E-03	.490E-04
5.0	.431E-04	.171E-04	.123E-02	.277E-04
6.0	.521E-04	.199E-04	.140E-02	-.668E-04
7.0	.475E-04	.209E-04	.148E-02	-.886E-04
8.0	.336E-04	.240E-04	.172E-02	-.121E-03

Table 28. AGB yields for $Z_{\text{ini}}=0.020$, $\eta_{\text{AGB}}=4$, and $m_{\text{HBB}}=0.9$

M_{ini}	^{12}C	^{13}C	^{14}N	^{16}O
3.0	.391E-02	.588E-04	.151E-02	-.235E-03
3.5	.351E-02	.591E-04	.153E-02	-.283E-03
4.0	.318E-02	.599E-04	.156E-02	-.329E-03
4.5	.309E-02	.607E-04	.155E-02	-.334E-03
5.0	.302E-02	.681E-04	.201E-02	-.337E-03
6.0	-.744E-03	.127E-03	.695E-02	-.944E-03
7.0	-.805E-03	.139E-03	.791E-02	-.132E-02
8.0	-.957E-03	.144E-03	.881E-02	-.171E-02

Table 29. Final AGB yields for $Z_{\text{ini}}=0.020$, $\eta_{\text{AGB}}=4$, and $m_{\text{HBB}}=0.9$

M_{ini}	^{12}C	^{13}C	^{14}N	^{16}O
3.0	.114E-02	.522E-05	.136E-03	.118E-04
3.5	.121E-02	.728E-05	.190E-03	-.298E-05
4.0	.141E-02	.836E-05	.219E-03	-.657E-05
4.5	.149E-02	.895E-05	.231E-03	-.696E-05
5.0	.782E-03	.141E-04	.633E-03	-.252E-04
6.0	-.529E-04	.257E-04	.164E-02	-.170E-03
7.0	-.612E-04	.267E-04	.175E-02	-.234E-03
8.0	-.906E-04	.270E-04	.188E-02	-.296E-03

Table 30. AGB yields for $Z_{\text{ini}}=0.040$, $\eta_{\text{AGB}}=4$, and $m_{\text{HBB}}=0.9$

M_{ini}	^{12}C	^{13}C	^{14}N	^{16}O
3.0	.830E-03	.130E-03	.260E-02	-.521E-03
3.5	.288E-02	.134E-03	.270E-02	-.596E-03
4.0	.282E-02	.136E-03	.278E-02	-.650E-03
4.5	.290E-02	.140E-03	.292E-02	-.744E-03
5.0	.305E-02	.142E-03	.304E-02	-.832E-03
6.0	.327E-02	.147E-03	.298E-02	-.816E-03
7.0	-.582E-03	.204E-03	.759E-02	-.150E-02
8.0	-.216E-02	.212E-03	.965E-02	-.230E-02

Table 31. Final AGB yields for $Z_{\text{ini}}=0.040$, $\eta_{\text{AGB}}=4$, and $m_{\text{HBB}}=0.9$

M_{ini}	^{12}C	^{13}C	^{14}N	^{16}O
3.0	.835E-03	.171E-04	.343E-03	-.741E-04
3.5	.126E-02	.171E-04	.349E-03	-.838E-04
4.0	.161E-02	.199E-04	.411E-03	-.105E-03
4.5	.149E-02	.194E-04	.410E-03	-.113E-03
5.0	.151E-02	.198E-04	.427E-03	-.126E-03
6.0	.154E-02	.195E-04	.401E-03	-.119E-03
7.0	-.387E-04	.369E-04	.186E-02	-.314E-03
8.0	-.302E-03	.394E-04	.228E-02	-.489E-03

Table 32. Total AGB yields for H, He for synthetic evolution model

m_{ini}	$Z_{\text{ini}}=0.001$		$Z_{\text{ini}}=0.004$		$Z_{\text{ini}}=0.008$		$Z_{\text{ini}}=0.020$		$Z_{\text{ini}}=0.040$	
	H	^4He	H	^4He	H	^4He	H	^4He	H	^4He
.8	-.12E-01	.12E-01	-.11E-01	.11E-01	-.11E-01	.11E-01	-.99E-02	.99E-02	-.83E-02	.83E-02
.9	-.13E-01	.13E-01	-.12E-01	.12E-01	-.12E-01	.12E-01	-.99E-02	.99E-02	-.86E-02	.86E-02
1.0	-.14E-01	.14E-01	-.16E-01	.15E-01	-.13E-01	.13E-01	-.11E-01	.11E-01	-.91E-02	.91E-02
1.3	-.24E-01	.21E-01	-.20E-01	.18E-01	-.18E-01	.17E-01	-.11E-01	.11E-01	-.91E-02	.91E-02
1.5	-.24E-01	.21E-01	-.21E-01	.18E-01	-.22E-01	.19E-01	-.15E-01	.13E-01	-.79E-02	.79E-02
1.7	-.23E-01	.20E-01	-.24E-01	.20E-01	-.22E-01	.18E-01	-.15E-01	.13E-01	-.65E-02	.65E-02
2.0	-.23E-01	.18E-01	-.23E-01	.19E-01	-.21E-01	.17E-01	-.16E-01	.13E-01	-.61E-02	.53E-02
2.5	-.22E-01	.17E-01	-.27E-01	.20E-01	-.24E-01	.18E-01	-.19E-01	.14E-01	-.12E-01	.88E-02
3.0	-.19E-01	.14E-01	-.28E-01	.20E-01	-.27E-01	.19E-01	-.22E-01	.15E-01	-.14E-01	.94E-02
3.5	-.19E-01	.13E-01	-.18E-01	.12E-01	-.18E-01	.12E-01	-.19E-01	.13E-01	-.20E-01	.14E-01
4.0	-.36E-01	.30E-01	-.32E-01	.27E-01	-.27E-01	.22E-01	-.17E-01	.12E-01	-.20E-01	.13E-01
4.5	-.53E-01	.46E-01	-.50E-01	.44E-01	-.46E-01	.41E-01	-.21E-01	.16E-01	-.19E-01	.13E-01
5.0	-.68E-01	.60E-01	-.65E-01	.58E-01	-.61E-01	.55E-01	-.38E-01	.32E-01	-.19E-01	.13E-01
6.0	-.89E-01	.80E-01	-.87E-01	.79E-01	-.84E-01	.77E-01	-.63E-01	.57E-01	-.19E-01	.14E-01
7.0	-.10E+00	.95E-01	-.10E+00	.94E-01	-.10E+00	.92E-01	-.81E-01	.75E-01	-.18E-01	.13E-01
8.0	-.10E+00	.94E-01	-.11E+00	.11E+00	-.11E+00	.10E+00	-.94E-01	.87E-01	-.28E-01	.23E-01

Table 33. AGB yields for $Z_{\text{ini}}=0.004$, $\eta_{\text{AGB}}=2$, and $m_{\text{HBB}}=0.8$

m_{ini}	H	^4He	^{12}C	^{13}C	^{14}N	^{16}O	Y_{CNO}	Y_{TOT}	Δm_{ej}	m_{end}
.8	-.108E-01	.108E-01	-.753E-04	.564E-05	.879E-04	-.649E-05	.117E-04	-.145E-07	.25	.57
.9	-.113E-01	.113E-01	-.832E-04	.609E-05	.971E-04	-.707E-05	.129E-04	.428E-09	.30	.60
1.0	-.139E-01	.133E-01	.415E-03	.681E-05	.112E-03	.338E-04	.568E-03	.551E-03	.38	.62
1.3	-.208E-01	.182E-01	.222E-02	.808E-05	.145E-03	.181E-03	.255E-02	.253E-02	.61	.64
1.5	-.273E-01	.225E-01	.427E-02	.902E-05	.175E-03	.350E-03	.480E-02	.477E-02	.87	.63
1.7	-.281E-01	.225E-01	.502E-02	.901E-05	.187E-03	.411E-03	.563E-02	.559E-02	1.02	.68
2.0	-.401E-01	.315E-01	.757E-02	.969E-05	.300E-03	.571E-03	.846E-02	.865E-02	1.28	.71
2.5	-.491E-01	.382E-01	.972E-02	.110E-04	.375E-03	.705E-03	.108E-01	.109E-01	1.74	.74
3.0	-.521E-01	.394E-01	.114E-01	.112E-04	.392E-03	.831E-03	.126E-01	.127E-01	2.17	.80
3.5	-.366E-01	.278E-01	.756E-02	.306E-03	.406E-03	.566E-03	.884E-02	.888E-02	2.40	1.06
4.0	-.354E-01	.264E-01	.129E-02	.349E-03	.685E-02	.486E-03	.897E-02	.899E-02	2.78	1.19
4.5	-.399E-01	.299E-01	.634E-03	.137E-03	.862E-02	.593E-03	.999E-02	.100E-01	3.22	1.25
5.0	-.437E-01	.328E-01	.624E-03	.128E-03	.969E-02	.416E-03	.109E-01	.109E-01	3.65	1.32
6.0	-.483E-01	.359E-01	.717E-03	.163E-03	.117E-01	-.219E-03	.123E-01	.124E-01	4.49	1.46
7.0	-.511E-02	.537E-01	.712E-03	.182E-03	.128E-01	-.165E-03	.136E-01	.137E-01	4.84	1.64

Table 34. Final AGB yields for $Z_{\text{ini}}=0.004$, $\eta_{\text{AGB}}=2$, and $m_{\text{HBB}}=0.8$

m_{ini}	H	^4He	^{12}C	^{13}C	^{14}N	^{16}O	Y_{CNO}	Y_{TOT}	Δm_{ej}	m_{end}
.8	-.494E-04	.494E-04	-.344E-06	.258E-07	.402E-06	-.297E-07	.536E-07	-.967E-10	.00	.57
.9	-.670E-03	.670E-03	-.493E-05	.361E-06	.576E-05	-.419E-06	.766E-06	.218E-09	.02	.58
1.0	-.179E-02	.152E-02	.246E-03	.508E-06	.839E-05	.201E-04	.275E-03	.273E-03	.03	.59
1.3	-.265E-02	.210E-02	.496E-03	.564E-06	.101E-04	.405E-04	.547E-03	.544E-03	.05	.60
1.5	-.313E-02	.226E-02	.806E-03	.228E-06	.463E-05	.659E-04	.877E-03	.873E-03	.03	.60
1.7	-.414E-02	.302E-02	.102E-02	.489E-06	.104E-04	.836E-04	.112E-02	.111E-02	.07	.61
2.0	-.552E-02	.399E-02	.140E-02	.449E-06	.150E-04	.112E-03	.152E-02	.153E-02	.08	.63
2.5	-.453E-02	.329E-02	.114E-02	.394E-06	.144E-04	.897E-04	.125E-02	.125E-02	.08	.66
3.0	-.510E-02	.366E-02	.132E-02	.447E-06	.168E-04	.104E-03	.144E-02	.144E-02	.11	.69
3.5	-.481E-02	.350E-02	.112E-02	.567E-04	.385E-04	.902E-04	.130E-02	.130E-02	.20	.86
4.0	-.494E-02	.360E-02	.195E-03	.470E-04	.102E-02	.801E-04	.134E-02	.134E-02	.24	.95
4.5	-.521E-02	.381E-02	.104E-03	.182E-04	.119E-02	.887E-04	.141E-02	.141E-02	.26	.99
5.0	-.549E-02	.401E-02	.998E-04	.167E-04	.130E-02	.598E-04	.147E-02	.147E-02	.29	1.03
6.0	-.571E-02	.416E-02	.104E-03	.200E-04	.145E-02	-.165E-04	.156E-02	.156E-02	.33	1.12
7.0	-.464E-01	-.156E-01	-.594E-04	-.714E-06	.453E-05	-.131E-03	-.187E-03	-.228E-03	.44	1.20

Table 35. Total yields for $Z_{\text{ini}}=0.004$, $\eta_{\text{AGB}}=2$, and $m_{\text{HBB}}=0.8$

m_{ini}	H	^4He	^{12}C	^{13}C	^{14}N	^{16}O	Y_{CNO}	Y_{TOT}	Δm_{ej}	m_{end}
.9	-.121E-01	.121E-01	-.853E-04	.643E-05	.104E-03	-.652E-06	.245E-04	.108E-04	.32	.58
1.0	-.158E-01	.150E-01	.665E-03	.729E-05	.122E-03	.626E-04	.857E-03	.839E-03	.42	.59
1.3	-.235E-01	.204E-01	.271E-02	.863E-05	.156E-03	.226E-03	.311E-02	.308E-02	.66	.60
1.3	-.235E-01	.204E-01	.271E-02	.864E-05	.156E-03	.226E-03	.310E-02	.307E-02	.66	.60
1.5	-.310E-01	.253E-01	.508E-02	.914E-05	.190E-03	.444E-03	.573E-02	.569E-02	.92	.60
1.7	-.327E-01	.259E-01	.605E-02	.940E-05	.206E-03	.517E-03	.678E-02	.674E-02	1.11	.61
2.0	-.459E-01	.357E-01	.897E-02	.101E-04	.320E-03	.694E-03	.100E-01	.102E-01	1.37	.63
2.5	-.539E-01	.417E-01	.109E-01	.114E-04	.395E-03	.806E-03	.121E-01	.121E-01	1.84	.66
3.0	-.575E-01	.434E-01	.127E-01	.116E-04	.417E-03	.950E-03	.141E-01	.141E-01	2.31	.69
4.0	-.405E-01	.301E-01	.149E-02	.396E-03	.787E-02	.578E-03	.103E-01	.103E-01	3.05	.95
5.0	-.492E-01	.369E-01	.726E-03	.145E-03	.110E-01	.484E-03	.123E-01	.124E-01	3.97	1.03
7.0	-.517E-01	.382E-01	.657E-03	.181E-03	.128E-01	-.279E-03	.134E-01	.135E-01	5.79	1.20

Table 36. AGB yields for $Z_{\text{ini}}=0.001$, $\eta_{\text{AGB}}=1$, and $m_{\text{HBB}}=0.8$

m_{ini}	H	^4He	^{12}C	^{13}C	^{14}N	^{16}O	Y_{CNO}	Y_{TOT}	Δm_{ej}	m_{end}
.8	-.118E-01	.118E-01	-.183E-04	-.104E-04	.214E-04	-.173E-05	-.911E-05	-.147E-07	.27	.56
.9	-.123E-01	.123E-01	-.201E-04	-.113E-04	.234E-04	-.187E-05	-.982E-05	-.153E-07	.32	.58
1.0	-.168E-01	.155E-01	.118E-02	-.126E-04	.258E-04	.104E-03	.129E-02	.130E-02	.39	.61
1.3	-.339E-01	.273E-01	.603E-02	-.162E-04	.314E-04	.534E-03	.658E-02	.659E-02	.62	.63
1.5	-.419E-01	.325E-01	.865E-02	-.185E-04	.362E-04	.767E-03	.944E-02	.945E-02	.84	.66
1.7	-.426E-01	.324E-01	.936E-02	-.193E-04	.387E-04	.829E-03	.102E-01	.102E-01	.99	.71
2.0	-.530E-01	.398E-01	.120E-01	-.207E-04	.684E-04	.105E-02	.131E-01	.132E-01	1.23	.77
2.5	-.512E-01	.368E-01	.130E-01	-.212E-04	.736E-04	.114E-02	.142E-01	.143E-01	1.62	.87
3.0	-.479E-01	.337E-01	.129E-01	-.133E-04	.661E-04	.114E-02	.141E-01	.142E-01	1.99	1.00
3.5	-.536E-01	.381E-01	.104E-01	.165E-02	.217E-02	.125E-02	.154E-01	.155E-01	2.40	1.09
4.0	-.614E-01	.443E-01	.230E-02	.433E-03	.130E-01	.123E-02	.170E-01	.171E-01	2.81	1.17
4.5	-.669E-01	.483E-01	.155E-02	.190E-03	.154E-01	.131E-02	.185E-01	.186E-01	3.24	1.25
5.0	-.716E-01	.517E-01	.156E-02	.194E-03	.172E-01	.893E-03	.198E-01	.200E-01	3.66	1.33
6.0	-.599E-01	.436E-01	.118E-02	.184E-03	.146E-01	.204E-03	.162E-01	.163E-01	3.74	2.25
7.0	-.148E-01	.112E-01	.247E-03	.365E-04	.325E-02	.246E-04	.356E-02	.357E-02	1.82	5.16

Table 37. Final AGB yields for $Z_{\text{ini}}=0.001$, $\eta_{\text{AGB}}=1$, and $m_{\text{HBB}}=0.8$

m_{ini}	H	^4He	^{12}C	^{13}C	^{14}N	^{16}O	Y_{CNO}	Y_{TOT}	Δm_{ej}	m_{end}
.8	-.108E-03	.108E-03	-.167E-06	-.952E-07	.195E-06	-.158E-07	-.831E-07	-.133E-09	.00	.56
.9	-.263E-03	.263E-03	-.431E-06	-.243E-06	.503E-06	-.401E-07	-.211E-06	-.322E-09	.01	.58
1.0	-.235E-02	.179E-02	.515E-03	-.657E-06	.103E-05	.456E-04	.560E-03	.561E-03	.02	.59
1.3	-.414E-02	.298E-02	.106E-02	-.746E-06	.879E-06	.941E-04	.116E-02	.116E-02	.03	.60
1.5	-.311E-02	.220E-02	.841E-03	-.465E-06	.447E-06	.745E-04	.915E-03	.915E-03	.02	.64
1.7	-.519E-02	.367E-02	.140E-02	-.904E-06	.109E-05	.124E-03	.152E-02	.152E-02	.04	.66
2.0	-.542E-02	.384E-02	.144E-02	-.960E-06	.226E-05	.128E-03	.157E-02	.158E-02	.06	.71
2.5	-.630E-02	.439E-02	.175E-02	-.116E-05	.289E-05	.155E-03	.191E-02	.191E-02	.09	.79
3.0	-.405E-02	.281E-02	.112E-02	.482E-06	.318E-05	.997E-04	.123E-02	.123E-02	.11	.89
3.5	-.438E-02	.308E-02	.804E-03	.145E-03	.240E-03	.105E-03	.129E-02	.130E-02	.13	.96
4.0	-.500E-02	.357E-02	.180E-03	.327E-04	.111E-02	.105E-03	.142E-02	.143E-02	.15	1.03
4.5	-.522E-02	.373E-02	.125E-03	.159E-04	.124E-02	.104E-03	.149E-02	.149E-02	.16	1.09
5.0	-.544E-02	.389E-02	.123E-03	.163E-04	.134E-02	.651E-04	.155E-02	.156E-02	.18	1.15

Table 38. Total yields for $Z_{\text{ini}}=0.001$, $\eta_{\text{AGB}}=1$, and $m_{\text{HBB}}=0.8$

m_{ini}	H	^4He	^{12}C	^{13}C	^{14}N	^{16}O	Y_{CNO}	Y_{TOT}	Δm_{ej}	m_{end}
.9	-.132E-01	.132E-01	-.213E-04	-.128E-04	.248E-04	-.185E-05	-.111E-04	-.108E-05	.36	.58
1.0	-.199E-01	.179E-01	.169E-02	-.143E-04	.281E-04	.150E-03	.185E-02	.186E-02	.44	.59
1.3	-.382E-01	.305E-01	.709E-02	-.172E-04	.328E-04	.628E-03	.774E-02	.775E-02	.66	.60
1.3	-.385E-01	.307E-01	.709E-02	-.176E-04	.334E-04	.628E-03	.774E-02	.774E-02	.67	.60
1.5	-.452E-01	.348E-01	.949E-02	-.193E-04	.373E-04	.841E-03	.104E-01	.104E-01	.88	.64
1.7	-.478E-01	.361E-01	.108E-01	-.203E-04	.400E-04	.953E-03	.117E-01	.117E-01	1.04	.66
2.0	-.585E-01	.437E-01	.134E-01	-.217E-04	.710E-04	.118E-02	.146E-01	.148E-01	1.29	.71
2.5	-.575E-01	.413E-01	.148E-01	-.225E-04	.769E-04	.130E-02	.161E-01	.163E-01	1.71	.79
3.0	-.520E-01	.365E-01	.140E-01	-.129E-04	.697E-04	.124E-02	.153E-01	.155E-01	2.11	.89
4.0	-.664E-01	.479E-01	.248E-02	.466E-03	.141E-01	.133E-02	.184E-01	.185E-01	2.97	1.03
5.0	-.771E-01	.556E-01	.169E-02	.210E-03	.185E-01	.958E-03	.214E-01	.215E-01	3.85	1.15
7.0	-.148E-01	.112E-01	.247E-03	.364E-04	.325E-02	.246E-04	.356E-02	.357E-02	1.84	5.16

This article was processed by the author using Springer-Verlag
L^AT_EX A&A style file *L-AA* version 3.