

Multipole Expansion Model in Gravitational Lensing

Takeshi FUKUYAMA *, Yuuko KAKIGI *, and Takashi OKAMURA †

* Department of Physics,
Ritsumeikan University, Kusatsu,
Shiga, 525 Japan

† Department of Physics,
Tokyo Institute of Technology,
Oh-Okayama, Meguro-ku, Tokyo, 152 Japan

Abstract

Non-transparent models of multipole expansion model and two point-mass model are analyzed from the catastrophe theory. Singularity behaviours of 2^n -pole moments are discussed. We apply these models to triple quasar PG1115+080 and compare with the typical transparent model, softened power law spheroids. Multipole expansion model gives the best fit among them.

Key words : gravitational lensing, multipole expansion model.

1 Introduction

Gravitational lensing is and will be playing very important roles in astrophysics [1] [2]. It covers the large region in scale from the brown dwarf to the supercluster of galaxies. Microlensing uncovers the dark matter in the halo and the planetary system in the neighbourhood of the Sun [3]. In this letter we deal with a special macrolensing, that is, the multiple quasar supposed to be caused by a single galaxy in the foreground. It enables us to reveal the structure of the lensing galaxy without the ambiguity of surrounding galaxies. It also gives us the information of the large scale structure of the universe through the angular diameter distance.

One of the most popular models of lensing galaxy is the spheroid with softened power law behaviours [4]. The physical implication of this model is very clear and it is easy to compare with observations, such as luminosity distribution and ellipticity, etc. However these merits are also the demerits of this model since it is too restrictive to model shape. We are not sure whether the lensing galaxy is elliptical or spiral. It may be even complex system composed of several galaxies. This model is also analytically non-tractable. On the other hand multipole expansion model (hereafter MPE model) is more general than the spheroid model. MPE model is applicable to any complex system as far as the lensing objects are compact with respect to impact parameters. Also it is analytically tractable.

Using it, we are able to estimate the structure of the lensing object systematically. That is, the more we incorporate multipole components, the more we can know the detailed structure of the lensing object.

From the observational side, gravitational lensing effect seems to be very promising. Deep space survey by HST is now working and Sloan Digitized Sky Survey will work soon [5]. However the present status of observation is not still sufficient to uncover the affirmative results. For instance, parameter fitting is very sensitive to the image positions [6] whose observation cannot be precise in many cases. We need more detailed and more precise data to be adjusted. In such a situation it is also very useful to study the same lensing phenomena by several models, which reveal the common and therefore true features of lensing objects.

In the previous paper [7] we discussed about the relationship between multipole moments and caustic singularities, and applied it to PG1115+080. In this treatise it is also shown that complex coordinates are very useful.

The merit of MPE model is that we can probe into the detailed structure systematically by stepping up higher order of multipoles. An arbitrarily complex but compact lensing object is analytically tractable as far as each 2^n -pole moment is discussed separately. So in this article we study the structure of 2^n -pole term systematically. If we sum up all contributions, its treatment goes beyond analytical survey and is devoted to the numerical calculations.

Two point-mass lens is situated at the antipodal point of multipole expansion model.

Two point-mass model consists of a series of multipole moments. However it allows analytical survey as a whole though a straightforward application of catastrophe theory still needs numerical calculations. In order to understand the essential physical implication of any event, analytical survey is indispensable.

We apply the above mentioned models to PG1115+080 and discuss their common and discrepant characters among them.

This paper is organized as follows. In section two we review the metamorphoses of caustic for later use whose detailed arguments are given in our previous work [7]. This metamorphoses are applied to MPE model in section three and to the two point-mass model in section five. Section four is devoted to the analysis of the detailed structure of 2^n -pole contribution in MPE model. MPE model is applied to the multiple lens system of PG1115+080 in section six. The obtained numerical results are compared with other models, especially with elliptical lens model in section seven. Section eight is devoted to discussions.

2 Metamorphoses of the Caustics

For later studies, we summarize the metamorphoses of the caustics. This is mainly based on our previous work [7].

Using complex variables, singularities are classified in compact form.

Critical line is

$$\begin{aligned} D &\equiv -4\det(\phi_{\alpha\beta}) \\ &= 4(|\phi_{z\bar{z}}|^2 - |\phi_{zz}|^2) = 0 \quad , \quad (\alpha, \beta = z, \bar{z}) \end{aligned} \quad (2.1)$$

where ϕ is Fermat potential and z is complex representation of image position, $z = x_1 + ix_2$. \bar{z} is complex conjugate of z . Subscripts α, β on ϕ denotes the derivative $\partial_\alpha \partial_\beta \phi$ and so on.

Here we use the Poisson equation

$$\phi_{z\bar{z}} = \frac{1}{2}(1 - \kappa) \quad .$$

κ is the normalized surface mass density and is equal to zero on the light path for non-transparent model which we will consider in this article.

Then the critical line is reduced to

$$\phi_{zz} \pm \frac{1}{2} = 0 \quad (2.2)$$

by the diagonalization in real coordinates. $+$ ($-$) corresponds to $\phi_{11} = 0$ ($\phi_{22} = 0$).

Cuspoid sequences are characterized by

$$\hat{L}^n \phi_z = 0 \quad (n = 1, 2, 3) \quad . \quad (2.3)$$

\hat{L} is the derivative operator along the critical line, which is given by

$$\hat{L} = \frac{i}{8} (\partial_{\bar{z}} D \partial_z - \partial_z D \partial_{\bar{z}}) \quad . \quad (2.4)$$

Their explicit forms are

$$\frac{\partial^3 \phi}{\partial z^3} \pm \frac{\partial^3 \phi}{\partial \bar{z}^3} = 0 \quad (2.5)$$

for the cusp ($n = 1$) singularity,

$$\left(\frac{\partial^4 \phi}{\partial z^4} + \frac{\partial^4 \phi}{\partial \bar{z}^4} \right) \pm 6 \left(\frac{\partial^3 \phi}{\partial z^3} \right)^2 = 0 \quad (2.6)$$

for the swallowtail ($n = 2$) and

$$\left(\frac{\partial^5 \phi}{\partial z^5} \pm \frac{\partial^5 \phi}{\partial \bar{z}^5} \right) \pm 20 \frac{\partial^3 \phi}{\partial z^3} \left\{ \frac{\partial^4 \phi}{\partial z^4} \pm 3 \left(\frac{\partial^3 \phi}{\partial z^3} \right)^2 \right\} = 0 \quad (2.7)$$

for the butterfly ($n = 3$).

It should be noticed that the higher cuspidals must also satisfy the conditions of the lower ones. For instance, butterfly must satisfy Eqs. (2.2), (2.5) and (2.6) as well as Eq. (2.7).

Umbilic is

$$\phi_{\alpha\beta} = 0 \quad . \quad (2.8)$$

As is easily checked this singularity is not realized for the non-transparent model.

Beak-to-beak and lips are characterized by

$$\partial_z D = 0 \quad , \quad (2.9)$$

$$\text{a) Lips} \quad \Delta \equiv -\det D_{\alpha\beta} > 0 \quad (2.10)$$

$$\text{b) Beak-to-beak} \quad \Delta < 0 \quad . \quad (2.11)$$

The explicit form of Eq.(2.9) is

$$\frac{\partial^3 \phi}{\partial z^3} = 0 \quad . \quad (2.12)$$

Δ takes the form

$$\Delta = -4 \left| \frac{\partial^4 \phi}{\partial z^4} \right| < 0 \quad (2.13)$$

for non-transparent model. Therefore Eq.(2.12) leads to beak-to-beak.

3 Multipole Expansion (MPE) Model

Fermat's potential is

$$\tilde{\phi} = \frac{1}{2}|z - z_s|^2 - \frac{1}{2\pi} \int d^2x' \kappa(x') \ln |z - z'|^2 . \quad (3.1)$$

Using the expansion form of logarithmic function,

$$\begin{aligned} \ln |z - z'|^2 &= \ln |z|^2 + \ln \left| 1 - \frac{z'}{z} \right|^2 \\ &= \ln |z|^2 - \sum_{n=1} \frac{1}{n} \left\{ \left(\frac{z'}{z} \right)^n + c.c. \right\} , \end{aligned} \quad (3.2)$$

we obtain the multipole expansion form of Fermat's potential,

$$\tilde{\phi} = \frac{1}{2}|z - z_s|^2 - \frac{m}{2} \ln |z|^2 + \frac{1}{2} \sum_{n=1} \left(\frac{q_n}{z^n} + c.c. \right) , \quad (3.3)$$

$$m \equiv \frac{1}{\pi} \int d^2x \kappa(x) , \quad (3.4)$$

$$q_n \equiv \frac{1}{\pi n} \int d^2x \kappa(x) z^n . \quad (3.5)$$

Thus MPE model becomes a non-transparent model from the convergence requirement of Taylor expansion. This property seems to have interrupted popularity in gravitational lensing. However this model is very useful and applicable to many lensing events and deserves further investigations as will be discussed.

We can transform the potential into,

$$\phi \equiv \frac{\tilde{\phi}}{m} = \frac{1}{2}|u - v|^2 - \frac{1}{2} \ln |u|^2 + \frac{1}{2} \sum_{n=1} \left(\frac{Q_n}{u^n} + c.c. \right) , \quad (3.6)$$

$$u \equiv \frac{z}{m^{\frac{1}{2}}} , \quad v \equiv \frac{z_s}{m^{\frac{1}{2}}} , \quad Q_n \equiv \frac{q_n}{m^{1+\frac{n}{2}}} . \quad (3.7)$$

For this potential, critical condition and cusp condition become

$$|u|^2 = \left| 1 + \sum \beta_n \frac{Q_n}{u^n} \right| , \quad (3.8)$$

$$\text{Im} \left[\left(1 + \sum \alpha_n \beta_n \frac{\bar{Q}_n}{\bar{u}^n} \right)^2 \left(1 + \sum \beta_n \frac{Q_n}{u^n} \right)^3 \right] = 0 , \quad (3.9)$$

$$\text{Re} \left[\left(1 + \sum \alpha_n \beta_n \frac{\bar{Q}_n}{\bar{u}^n} \right)^2 \left(1 + \sum \beta_n \frac{Q_n}{u^n} \right)^3 \right] > 0 , \quad (3.10)$$

where $\alpha_n \equiv (n+2)/2$ and $\beta_n \equiv n(n+1)$. Im (Re) denotes the imaginary (real) part.

4 The Properties of 2^n - Pole

Unfortunately, if we consider the terms up to quadrupole moment, MPE model is already beyond analytical calculation. However, analytical survey is desirable for the essential physical interpretation. So we consider the case of 2^n -pole only, which allows analytical survey.

Introducing the variables,

$$\frac{u^n}{Q_n} = \sqrt{X} e^{in\theta} , \quad Y = \sqrt{X} \cos n\theta ,$$

Eqs.(3.8), (3.9) and (3.10) are rewritten into,

$$|Q_n|^{\frac{4}{n}} X^{1+\frac{2}{n}} = X + 2\beta_n Y + \beta_n^2 , \quad (4.1)$$

$$\begin{aligned} \text{Im}(\text{cusp}) \equiv \sin n\theta [(2\alpha_n - 3)X^2 + 2\beta_n(\alpha_n^2 - 3)XY \\ + \beta_n^2(3\alpha_n^2 - 6\alpha_n + 1)X - \beta_n^2(2Y + \alpha_n\beta_n)^2] = 0 , \end{aligned} \quad (4.2)$$

$$\begin{aligned} \text{Re}(\text{cusp}) \equiv X^3 + (2\alpha_n + 3)\beta_n X^2 Y + \beta_n^2 \{2(\alpha_n^2 + 3)XY^2 - (\alpha_n^2 - 6\alpha_n + 3)X^2\} \\ + 3\beta_n^3(\alpha_n^2 + 2\alpha_n - 1)XY + \alpha_n\beta_n^4(3\alpha_n - 2)X + \beta_n^3 Y(2Y + \alpha_n\beta_n)^2 > 0 , \end{aligned} \quad (4.3)$$

$$X \geq Y^2 . \quad (4.4)$$

The last condition follows from the just definition of X and Y . As for the solution of (X, Y) , there are $2n$ solutions for $X > Y^2$ on lens plane and n solutions for $X = Y^2$.

At first, we examine the cusp conditions, Eqs.(4.2) and (4.3), and Eq.(4.4).

When $\sin n\theta = 0$, *i.e.*, $X = Y^2$, Eq.(4.3) becomes

$$\text{Re}(\text{cusp}) = Y(Y + \alpha_n\beta_n)^2(Y + \beta_n)^3 > 0 .$$

Therefore a part of region that satisfies the cusp conditions is $X = Y^2$ for $Y > 0$ or $Y < -\beta_n$ ($Y \neq -\alpha_n\beta_n$). Further at the points, $(X, Y) = (\beta_n^2, -\beta_n)$, $(\alpha_n^2\beta_n^2, -\alpha_n\beta_n)$, the beak-to-beak condition is held.

When $\sin n\theta \neq 0$, Eq.(4.2) becomes

$$(2\alpha_n - 3)X^2 + 2\beta_n(\alpha_n^2 - 3)XY + \beta_n^2(3\alpha_n^2 - 6\alpha_n + 1)X - \beta_n^2(2Y + \alpha_n\beta_n)^2 = 0 . \quad (4.5)$$

After some calculations, we can obtain the region that satisfies Eq.(4.3) and Eq.(4.4),

$$X > 0 , \quad \frac{\alpha_n\beta_n}{2\alpha_n - 3} \geq Y > -\beta_n . \quad (4.6)$$

We call the characteristic points, P_1 , P_2 and P_3 defined by

$$P_1 = (\beta_n^2, -\beta_n), \quad P_2 = (\alpha_n^2 \beta_n^2, -\alpha_n \beta_n),$$

$$P_3 = \left(\frac{\alpha_n^2 \beta_n^2}{(2\alpha_n - 3)^2}, \frac{\alpha_n \beta_n}{2\alpha_n - 3} \right).$$

The region in which the cusp conditions is satisfied is depicted in Fig.1 for $n = 2$.

Fig.1

For the other values of n , topological structure does not change.

Next we examine the qualitative behaviour of the critical condition, Eq.(4.1).

Firstly, irrespective of the value of $|Q_n|$, the curve Eq.(4.1) passes through the definite point,

$$\left(0, -\frac{\beta_n}{2} \right),$$

and passes above P_1 ,

$$Y(X = \beta_n^2) = -\beta_n + |Q_n|^{4/n} \frac{\beta_n^{1+4/n}}{2} > -\beta_n.$$

For $X > 0$, the curve has a locally minimum point and Y tends to ∞ at $X = \infty$. Furthermore, for fixed X , the value of Y increases as $|Q_n|$ does.

From the above arguments, the number of the solutions of the critical condition and the cusp conditions changes when the curve Eq.(4.1)

case (0) is tangential to $X = Y^2$ for $Y < -\beta_n$ or,

case (1) passes through P_3 , or

case (2) is tangential to $\text{Im}(\text{cusp}) = 0$ for Eq.(4.6).

Each case is depicted in Fig.2 for $n = 2, 4$.

Fig.2(a)

Fig.2(b)

For the case(0), the value of $|Q_n|$ is

$$|Q_n| = |Q_n^{(0)}| \equiv \frac{2}{n(n+1)(n+2)} \left(\frac{n}{n+2} \right)^{\frac{n}{2}}, \quad (4.7)$$

and the tangential point is P_2 . Therefore beak-to-beak singularity appears. For the case(1), the value of $|Q_n|$ is

$$|Q_n| = |Q_n^{(1)}| \equiv \frac{2\alpha_n - 3}{\alpha_n \beta_n} \left(3 \frac{\alpha_n - 1}{\alpha_n} \right)^{\frac{n}{2}} = 3^{n/2} (n-1) |Q_n^{(0)}|. \quad (4.8)$$

As known from graphical consideration, then cusps split into more cusps or merge to less cusps. Therefore butterfly singularity appears.

For the case(2), only when $n \leq 3$, the lines of Eqs.(4.1) and (4.2) are tangential to each other in the region Eq.(4.6) and the value of $|Q_n|$ is

$$|Q_n| = |Q_n^{(2)}| \equiv \frac{\sqrt{n^2 + 9n + 16 + n\sqrt{n^2 + 10n + 17}}}{2n(n+1)(n+2)} \times \left\{ \frac{n(n+1 + \sqrt{n^2 + 10n + 17})}{4(n+2)} \right\}^{n/2}. \quad (4.9)$$

And then cusps merge to fold, *i.e.*, swallowtail singularity appears.

We summarize the result:

(I) for $n = 1$, $P_3 = (\infty, \infty)$

(i) $|Q_n| < |Q_n^{(0)}|$

There are three solutions on $X = Y^2$ line and two solutions for $X > Y^2$, so $3 + 2 \times 2 = 7$ cusps on lens plane.

(ii) $|Q_n^{(0)}| < |Q_n| < |Q_n^{(2)}|$

After beak-to-beak singularity appears, there is a solution on $X = Y^2$ line and two solutions for $X > Y^2$, so $1 + 2 \times 2 = 5$ cusps on lens plane.

(iii) $|Q_n^{(2)}| < |Q_n|$

After swallowtail singularity appears, there is a solution on $X = Y^2$ line and no solution for $X > Y^2$, so one cusp on lens plane.

(II) for $n = 2, 3$

(i) $|Q_n| < |Q_n^{(0)}|$

There are three solutions on $X = Y^2$ line and one solution for $X > Y^2$, so $3n + 2n = 5n$ cusps on lens plane.

(ii) $|Q_n^{(0)}| < |Q_n| < |Q_n^{(1)}|$

After beak-to-beak singularity appears, there is a solution on $X = Y^2$ line and one solution for $X > Y^2$, so $n + 2n = 3n$ cusps on lens plane.

- (iii) $|Q_n^{(1)}| < |Q_n| < |Q_n^{(2)}|$
After butterfly singularity appears, there is a solution on $X = Y^2$ line and two solutions for $X > Y^2$, so $n + 2 \times 2n = 5n$ cusps on lens plane.
- (iv) $|Q_n^{(2)}| < |Q_n|$
After swallowtail singularity appears, there is a solution on $X = Y^2$ line and no solution for $X > Y^2$, so n cusps on lens plane.

(III) for $n \geq 4$

- (i) $|Q_n| < |Q_n^{(0)}|$
There are three solutions on $X = Y^2$ line and one solution for $X > Y^2$, so $3n + 2n = 5n$ cusps on lens plane.
- (ii) $|Q_n^{(0)}| < |Q_n| < |Q_n^{(1)}|$
After beak-to-beak singularity appears, there is a solution on $X = Y^2$ line and one solution for $X > Y^2$, so $n + 2n = 3n$ cusps on lens plane.
- (iii) $|Q_n^{(1)}| < |Q_n|$
After butterfly singularity appears, there is a solution on $X = Y^2$ line and no solution for $X > Y^2$, so n cusps on lens plane.

5 Two Point-Mass Model

Critical curve produced by the lens galaxy of PG1115+080 makes us imagine that the lens galaxy may be approximated by the two point-mass lens [Fig.3].

Fig.3

This model is interesting as its own right from the following reason. In the previous section we studied the complex lens object by decomposing it into 2^n -pole contribution. Two point-mass model is very simple one but is composed of composite multipoles.

So in this section we analyse this model in the analogous manner as in the previous section. It is found that this model is qualitatively different from the MPE model.

This model has been discussed by Erdl and Schneider [8]. A straightforward application of catastrophe theory to this model still enforces numerical calculations. However we can derive singularities in simple analytical ways by pursuing the critical conditions of $f(r, \rho)$ defined in Eq.(5.8).

The surface mass density of two point-mass lens is given by

$$\Sigma(\vec{x}) = M[\mu_A \delta^2(\vec{x} - \vec{a}) + \mu_B \delta^2(\vec{x} + \vec{a})] \quad , \quad (5.1)$$

here M is total mass and $\mu_A + \mu_B = 1$. \vec{a} and $-\vec{a}$ are locations of two point masses in the lens surface.

Fermat potential $\tilde{\phi}$ is given by

$$\tilde{\phi} = \frac{1}{2}|z - z_s|^2 - \frac{m}{2}(\mu_A \ln |z - \chi|^2 + \mu_B \ln |z + \chi|^2) \quad , \quad (5.2)$$

in complex representation with $m \equiv \frac{M}{\pi \Sigma_{cr}}$ and $\chi \equiv a_1 + ia_2$.

We can rescale the potential into

$$\phi \equiv \frac{\tilde{\phi}}{m} = \frac{1}{2}|u - v|^2 - \frac{1}{2}[\mu_A \ln |u - \xi|^2 + \mu_B \ln |u + \xi|^2] \quad (5.3)$$

up to irrelevant constant. Here $u \equiv \frac{z}{\sqrt{m}}$, $v \equiv \frac{z_s}{\sqrt{m}}$ and $\xi \equiv \frac{\chi}{\sqrt{m}}$.

Lens equation $\frac{\partial \phi}{\partial u} = 0$ gives

$$\bar{v} = \bar{u} - \left(\frac{\mu_A}{u - \xi} + \frac{\mu_B}{u + \xi} \right) \quad . \quad (5.4)$$

Critical curve which is given by $D = \frac{1}{4} - |\phi_{uu}|^2 = 0$ in general system of coordinates takes the following form,

$$\left| \frac{\mu_A}{(u - \xi)^2} + \frac{\mu_B}{(u + \xi)^2} \right| = 1 \quad . \quad (5.5)$$

Introducing the new complex variable $U \equiv \frac{u+\xi}{\xi}$, ξ in Eq.(5.5) is factorized out as

$$|\xi|^2 = \frac{|U^2 - 4\mu_B U + 4\mu_B|}{|U(U - 2)|^2} \quad . \quad (5.6)$$

Using the polar coordinates $U = r e^{i\theta}$, critical curve Eq.(5.6) is rewritten as

$$|\xi|^4 = f(r, \cos \theta) \quad , \quad (5.7)$$

where

$$f(r, \rho) \equiv \frac{16\mu_B r^2 \rho^2 - 8\mu_B r(r^2 + 4\mu_B)\rho + r^4 + 8\mu_B(2\mu_B - 1)r^2 + 16\mu_B^2}{r^4(r^2 - 4r\rho + 4)^2} \quad (5.8)$$

with $\rho \equiv \cos \theta$.

Beak-to-beak condition $\frac{\partial D}{\partial U} = 0$ becomes

$$\frac{\partial f}{\partial U} = 0 \quad (5.9)$$

from Eq.(5.7). Eq.(5.9) is equivalent to

$$\text{Re}\left(\frac{\partial f}{\partial U}\right) = \rho \frac{\partial f}{\partial r} + \frac{1 - \rho^2}{r} \frac{\partial f}{\partial \rho} = 0 \quad (5.10)$$

and

$$\text{Im}\left(\frac{\partial f}{\partial U}\right) = \sin \theta \left(\frac{\partial f}{\partial r} - \frac{\rho}{r} \frac{\partial f}{\partial \rho} \right) = 0 . \quad (5.11)$$

and, therefore, to

$$\text{case i)} \quad \frac{\partial f}{\partial r} = \frac{\partial f}{\partial \rho} = 0 \quad (5.12)$$

for $\sin \theta \neq 0$ or to

$$\text{case ii)} \quad \sin \theta = \frac{\partial f}{\partial r} = 0 . \quad (5.13)$$

Beak-to-beak appears at the points where four real parameters r , ρ , μ_B and $|\xi|$ satisfy three equations (5.7) and (5.12) or (5.13).

Thus metamorphoses of the caustics are appeared in the critical behaviours of $f(r, \rho)$.

Firstly we consider case i).

$$\frac{\partial f}{\partial \rho} = \frac{8(1 - \mu_B)(16\mu_B\rho - 12\mu_B r + r^3)}{r^2(r^2 - 4r\rho + 4)^3} . \quad (5.14)$$

From the definitions, $1 - \mu_B > 0$, $r^2 - 4r\rho + 4 > 0$ ($|\rho| < 1$ for case i)) and f takes the minimum value $F_m(r)$ at

$$\rho = \frac{3}{4}r - \frac{r^3}{16\mu_B} \equiv m(r) \quad (5.15)$$

for fixed r .

$$F_m(r) \equiv f(r, m(r)) = \frac{\mu_B(r^2 - 4\mu_B)^2}{r^4(r^4 - 8\mu_B r^2 + 16\mu_B)} (> 0) . \quad (5.16)$$

We proceed to study the critical behaviour of $F_m(r)$.

$$\frac{\partial F_m(r)}{\partial r} = -\frac{4\mu_B(r^2 - 4\mu_B)}{r^5(r^4 - 8\mu_B r^2 + 16\mu_B^2)} g(r^2) , \quad (5.17)$$

where

$$g(r^2) \equiv r^6 - 12\mu_B r^4 + 48\mu_B^2 r^2 - 64\mu_B^3 . \quad (5.18)$$

$g(r^2)$ is a monotonically increasing function of r^2 and the root of $g(r^2) = 0$ is given by r_1^2 ,

$$r_1^2 = 4\mu_B^{2/3}(\mu_A^{1/3} + \mu_B^{1/3}) \equiv 4\mu_B^{2/3} \delta . \quad (5.19)$$

The behaviour of $F_m(r)$ is depicted in Fig.4.

Fig.4

Nextly we consider case ii) where $\rho = \pm 1$. We define $f_{\pm} \equiv f(r, \pm 1)$. Then

$$f_- = \frac{(r^2 + 4\mu_B r + 4\mu_B)^2}{r^4(r+2)^4}$$

is a monotonically decreasing function of r and has no critical point. On the other hand,

$$f_+ = \frac{(r^2 - 4\mu_B r + 4\mu_B)^2}{r^4(r-2)^4} \quad (5.20)$$

and

$$\frac{df_+}{dr} = -\frac{4}{r^5(r-2)^5}(r^2 - 4\mu_B r + 4\mu_B) h(r) , \quad (5.21)$$

where

$$h(r) \equiv r^3 - 6\mu_B r^2 + 12\mu_B r - 8\mu_B . \quad (5.22)$$

$h(r)$ is a monotonically increasing function of r and has only one real solution r_2 to $h(r) = 0$,

$$r_2 = 2\mu_B^{1/3}(\mu_A^{2/3} + \mu_B^{2/3} - \mu_A^{1/3}\mu_B^{1/3}) = \frac{2\mu_B^{1/3}}{\delta} . \quad (5.23)$$

The behaviour of f_+ is depicted in Fig.5.

Fig.5

The above discussions in case i) and case ii) together with the facts that

$$\begin{aligned} f(0, \rho) &= \infty , & f(\infty, \rho) &= 0 \quad \text{and} \\ f(2, 1) &= \infty \end{aligned} \quad (5.24)$$

are summarized as the contour map of $f(r, \rho)$ [Fig.6].

Fig.6

It is found that the critical curve changes its topology when we cross the contour L_1 (L_2) passing through C_1 (C_2). We denote the ξ values corresponding to the contour L_1 (L_2) as ξ_1 (ξ_2). Then

$$|\xi_1|^4 = f|_{C_1} = \frac{1}{16\delta^3} \quad (5.25)$$

and

$$|\xi_2|^4 = f|_{C_2} = \frac{\delta^6}{16}, \quad (5.26)$$

which agree with the results of Erdl and Schneider [8].

6 The Application to the Multiple Quasar PG1115+080

In this section, we apply our MPE model to the lensing galaxy of multiple quasar PG1115+080. We use deflection potential up to the 2^3 -pole expansion here.

About this lensed quasar, we have got the observed data of positions and relative amplifications of the images [9]. (We have adopted the new data for only z_l from Angonim-Willaime et al. [10]) The positions of the images are as follows;

$$\begin{aligned} \theta(A_1) &= (-0''.94, -0''.73) \\ \theta(A_2) &= (-1''.11, -0''.27) \\ \theta(B) &= (0''.72, -0''.60) \\ \theta(C) &= (0''.33, 1''.35) \end{aligned} \quad (6.1)$$

And the relative amplifications of the images are as follows;

$$\begin{aligned} |\mu(A_1)/\mu(C)| &= 3.22 \\ |\mu(A_2)/\mu(C)| &= 2.49 \\ |\mu(B)/\mu(C)| &= 0.64 \end{aligned} \quad (6.2)$$

Lens equation up to the 2^3 -pole expansion is given by

$$v^* - u^* + \frac{1}{u} + \frac{D}{u^2} + \frac{2Q}{u^3} + \frac{3T}{u^4} = 0. \quad (6.3)$$

Here v is source position, u is image position, and D , Q , T are dipole, quadrupole and 2^3 -pole, respectively. These are all dimensionless complex numbered quantities normalized by suitable power of mass (See Eq.(3.7)). Image amplification is given by

$$\mu = \left| 1 - \left| \frac{m}{z^2} + \frac{2d}{z^3} + \frac{6q}{z^4} + \frac{12t}{z^5} \right|^2 \right|^{-1}. \quad (6.4)$$

We obtain values of the parameters included in Eq.(6.3) which reproduce the observed data well. These parameter values are as follows;

$$\begin{aligned} \text{source position} &= (0''.02785, 0''.01507) \\ m &= 3.496 \times 10^{-11} \text{ [rad}^2\text{]} \\ |D| &= 0.1824, \quad \theta_D = 88^\circ.81 \\ |Q| &= 0.08724, \quad \theta_Q = 130^\circ.6 \\ |T| &= 3.407 \times 10^{-3}, \quad \theta_T = 115^\circ.5 \end{aligned} \quad (6.5)$$

If we assume Einstein-de Sitter universe, this mass would be $M = \pi \Sigma_{cr} D_l^2 m = 1.483 \pm 0.024 h^{-1} \times 10^{11} M_\odot$. Here redshifts of the lensing galaxy and the source quasar are $z_l = 0.294 \pm 0.005$ and $z_s = 1.722$, respectively. Hubble constant is $H_0 = 100 h \text{ km/sec/Mpc}$.

Calculated image positions are

$$\begin{aligned} \theta(A_1) &= (-0''.9383, -0''.7317) \\ \theta(A_2) &= (-1''.110, -0''.2748) \\ \theta(B) &= (0''.7205, -0''.6004) \\ \theta(C) &= (0''.3294, 1''.350) \\ \theta(D) &= (0''.5915, -0''.4450) \\ \theta(E) &= (-0''.4494, 0''.08641). \end{aligned} \quad (6.6)$$

And calculated relative amplifications are

$$\begin{aligned} |\mu(A_1)/\mu(C)| &= 3.113 \\ |\mu(A_2)/\mu(C)| &= 2.892 \\ |\mu(B)/\mu(C)| &= 0.7467 \\ |\mu(D)/\mu(C)| &= 0.1780 \\ |\mu(E)/\mu(C)| &= 0.005871. \end{aligned} \quad (6.7)$$

Then, we should check the validity of approximation in multipole expansion up to 2^3 -pole. It must hold the following conditions.

$$1 \gg \frac{|D|}{|u|} \gg \frac{|Q|}{|u|^2} \gg \frac{|T|}{|u|^3} \quad (6.8)$$

And the best fit parameters (6.6) give following values.

$$\frac{|D|}{|u|} \approx 0.2609, \quad \frac{|Q|}{|u|^2} \approx 0.2103, \quad \frac{|T|}{|u|^3} \approx 1.621 \times 10^{-2} \quad (6.9)$$

This result roughly holds the condition $\frac{|Q|}{|u|^2} \gg \frac{|T|}{|u|^3}$. So this MPE model up to 2³-pole has been proved to be valid up to 2³-pole moment.

We performed parameter fitting of this lensed quasar using MPE model up to quadrupole in the previous article [7]. The values of source position, dipole and quadrupole in Eq.(6.6) are similar to those values in previous fitting. So they are consistent.

7 The Relations with Other Models

We have shown in the previous sections that deflection potential up to the quadrupole expansion reproduces multiple images well. Its critical curve takes the similar form produced by two point-mass lens [8].

So it may be meaningful to check that two point-mass lens model on the single lens plane well resembles with the lens of PG1115+080.

Also it is very helpful for the study of lensing object that we analyze the same lensing system by qualitatively different models. As a typical example, we consider softened power-law spheroid models.

7.1 Two point-mass lens

Fermat potential given by Eq. (5.2) is expanded by multipoles as

$$\tilde{\phi} = \frac{1}{2}|\vec{x} - \vec{y}|^2 - m \ln |\vec{x}| - \frac{d_i x^i}{|\vec{x}|^2} - \frac{q_{ij} x^i x^j}{|\vec{x}|^4} - \dots \quad (7.1)$$

Here

$$\begin{aligned} m &\equiv \frac{M}{\pi \Sigma_{cr}} \\ d_i &\equiv m \sum_k \mu_k d_{ki} \quad (k = A, B) \\ q_{ij} &\equiv m \sum_k \mu_k (d_{ki} d_{kj} - \frac{|\vec{d}_k|^2}{2} \delta_{ij}) \end{aligned} \quad (7.2)$$

and so on, which are the real representations of Eqs.(3.3) - (3.5).

In this case we have six independent parameters $M, \mu_A, \vec{d}_A, \vec{d}_B$ besides source positions \vec{y} . Here we assume that MPE model up to quadrupole moments is good approximation as we have shown and that two point-mass lens can be considered to be their prototype. Then we must be able to fit the parameters $M, \mu_A, \vec{d}_A, \vec{d}_B$

from Eq.(7.2) so as to give the same m, d_i, q_{ij} as the MPE model. This is always possible. For Eq.(7.2) consists of five equations and we have six parameters to be adjusted.

Whether two point-mass model is good approximation or not, therefore, depends on the fact that the higher multipole terms subsequent to quadrupole in Eq.(7.1) is small or not. Here higher multipole terms is fixed by $M, \mu_A, \vec{d}_A, \vec{d}_B$ determined by Eq.(7.2).

As is easily checked it is impossible. Therefore two point-mass lens model cannot be a good approximation of PG1115+080.

7.2 Softened power-law spheroids (SPLS)

This model is also called elliptical lens model whose mass density is given by

$$\rho(a) = \rho_0 \left(1 + \frac{a^2}{r_c^2}\right)^{-\frac{k}{2}} \quad (7.3)$$

with

$$x'^2 + y'^2 + \frac{z'^2}{1 - e^2} = a^2 \quad (7.4)$$

The principal axes of spheroid (x', y', z') are related with the coordinate of optical axis and lens surface (x, y, z) by

$$\begin{pmatrix} x' \\ y' \\ z' \end{pmatrix} = \begin{pmatrix} 1 & 0 & 0 \\ 0 & \cos \gamma & -\sin \gamma \\ 0 & \sin \gamma & \cos \gamma \end{pmatrix} \begin{pmatrix} x \\ y \\ z \end{pmatrix}. \quad (7.5)$$

That is, optical axis z is tilted to z' by γ .

Here r_c is the core radius and ρ_0 is the constant central density. e is the eccentricity. For $k \leq 3$ total mass is divergent, mass density has a cut-off

$$\rho(a) = 0 \quad \text{for} \quad \frac{a}{r_c} > n. \quad (7.6)$$

This model has been applied to PG1115+080 by Narasimha et al. [11]. However they used the observational data different from ours, therefore we cannot simply compare their results with ours. Elliptical lens model is qualitatively different model from MPE model. The former is transparent and the latter non-transparent. If we are only satisfied by reproducing image positions, both model may pass our requirements. So we must try parameter fitting to more various and precise data.

The detail of this model has been discussed in a separate form [6], so we just quote the result [Table 1, Table 2].

Table 1

Table 2

SPLS has a large fitting zone for its transparency compared with MPE.

As a whole this model gives rather non-compact lensing object unlike the compact aspect of Narasimha et al. [11]. This seems to be incompatible with the observed lensing object [12]. Observed image amplifications are better fitted by MPE model than by elliptical lens model.

8 Discussions

MPE model is not so popular as the elliptical lens model with or without external shear since most of the gravitational lensings are thought to be caused by the transparent global systems composed of many galaxies. However, the recent observations support that the lens of PG1115+080 is a compact object whose optical extent is within the observed innermost image $B \sim 10h^{-1}$ kpc [9] [12]. MPE model is neither transparent nor nonsingular. Therefore it is free from the general theorems about gravitational lensing (See chapter 5.4 of Schneider et al. [1]). Indeed, in Fig.3 we have 4 images of odd parity and 2 images of even parity. There gives rise, of course, no inconsistency.

We must wait further refinement of model check in order that our model parameters are physically affirmative. For that purpose, we need more precise observations such as image shape, time delays and spectroscopy profile [13], etc. In this connection it is in order to comment on time delay.

Time delay is given by

$$t = \frac{1}{c}(1+z_l)\frac{D_l D_s}{D_{ls}}\phi . \quad (8.1)$$

For $\Omega_0 = 1$ case,

$$D_{ij} = \frac{2c}{H_0} \frac{(1+z_j)\sqrt{1+z_i} - (1+z_i)\sqrt{1+z_j}}{(1+z_j)^2(1+z_i)} . \quad (8.2)$$

($z_i < z_j$, $i, j = \text{source, lens, observer}$)

For $\Omega_0 = 0$ case,

$$D_{ij} = \frac{c}{2H_0} \frac{(1+z_j)^2 - (1+z_i)^2}{(1+z_j)^2(1+z_i)} . \quad (8.3)$$

Time delays for each case are given in Table 3.

Table 3

For comparison we have also listed the respective time delay based on the elliptical lens model [Table 2]. Estimations by MPE model are roughly coincident with the observation by Vanderriest et al.[14]. On the contrary, estimations by SPLS in Table 2 are too short, which denies the possibility that its amplification discrepancy with observation might be remedied by the time variation of amplification of source QSO. Naively we may conclude that the lensing object of PG1115+080 is compact also from the theoretical side.

Consequently MPE model deserves serious surveys. In this connection it should be remarked that the dipole term plays an important role in our theory : The presence of dipole moment means that the origin of the coordinates (which is the optical center) is away from the center of mass of the lensing galaxy. There are the arguments which insist that this deviation may be the cause of spiral arms. Also MPE model gives better fit to the observational data than elliptical lens model in many points [6]. This may supports the view point that the lensing galaxy is a spiral galaxy, whose equipotential contour is different from spheroid. There is the observational support of this viewpoint from the analysis of spectroscopy [15][13]. From these facts, non zero dipole component may play any role in the formation of spiral arms.

Though we applied it only to PG1115+080 in this article, MPE model is very useful for the wide class of lensing phenomena. It gives systematically the multipole moments of the lensing object, irrespective to isolated lens or not. This serves crucially to the construction of more concrete and more precise structure of lensing object.

Acknowledgements

We are grateful to Dr. Hiroshi Yoshida for useful comments.

References

- [1] P. Schneider, J. Ehlers and E. E. Falco, *Gravitational Lenses* (Springer-Verlag, 1992).
- [2] R. Blandford and C. S. Kochanek, "Gravitational Lenses" in *Dark Matters in the Universe*, ed. by J. Bahcall, T. Piran and S. Weinberg (World Scientific, 1987).
- [3] E. Roulet and S. Mollerach, "Microlensing" (astro-ph/9603119) (1996) — to appear in Physics Reports.
- [4] J. Binney and S. Tremain, "Galactic Dynamics" (Princeton University Press, 1987).
- [5] "Digital Sky Survey of the Northern Galactic Cap, ed. by J. E. Gunn (Princeton Univ., 1994).
- [6] K. Asano and T. Fukuyama, Preprint Ritsumei-pp-12 (Revised) "Elliptical Lens Model in PG1115+080" (1996).
- [7] Y. Kakigi, T. Okamura and T. Fukuyama, *Intern. J. Mod. Phys. D* **4**, 685 (1995).
- [8] H. Erdl and P. Schneider, *Astron. Astrophys.* **268**, 453 (1993).
- [9] C. A. Christian, D. Crabtree and P. Waddell, *Ap. J.* **312**, 45 (1987).
- [10] M. C. Angonim-Willaime, F. Hammer and F. Rigaut, in *Proc. 31'st Liege Int. Astrophys. Collog., Gravitational Lenses in the Universe*, ed. by J. Surdej et al. (Liege Univ. Liege), 85 (1993).
- [11] D. Narasimha, K. Subramanian and S. M. Chitre, *Mon. Not. R. astr. Soc.* **200**, 941 (1982).
- [12] J. Kristian et al., *A. J.* **106**, 1330 (1993).
- [13] A. G. Michalitsianos, R. J. Oliversen and J. Nichols, *Ap. J.* **461**, 593 (1996).
- [14] C. Vanderriest, G. Wlérick, G. Lelièvre, J. Schneider, H. Sol, D. Harville, L. Renard and B. Servan, *Astron. Astrophys.* **159**, L5 (1986).
- [15] E. L. Turner, *Proc. 14th Texas Symp. on Relativistic Astrophysics*, ed. by E. Fenyves (New York, NY Aead. Sci), 319 (1989).

Figure Captions

- Fig.1** The region that satisfies the cusp condition. Solid line is $X = Y^2$, dotted line is $\text{Re}(\text{cusp})=0$ and dashed line is $\text{Im}(\text{cusp})=0$. Three lines pass through the points P_1 and P_2 . The cusp condition is satisfied in the region where the dashed line is in the common region of the interiors of the solid and the dotted line. Between P_1 and P_2 , the dashed line passes very close to but in the exterior of the dotted line.
- Fig.2** The behaviours of the critical condition. Solid line is $X = Y^2$, dashed line is $\text{Im}(\text{cusp})=0$ and dotted line is the critical condition. Fig.2(a) is the $n = 2$ case. The dotted lines of (0), (1) and (2) correspond to the cases (0), (1) and (2) discussed in the text, respectively. Fig.2(b) is the $n = 4$ case.
- Fig.3** Shapes of images, critical line and caustics for the multiple quasar PG1115+080 (Kakigi et al. 1995). Crosses (dotted regions) are the observed (calculated) image positions. It has been assumed that source QSO is spherical.
- Fig.4** The critical behaviour of $F_m(r)$. Critical points C_0 and C_1 in (r, ρ) plane are $(r_0, \rho_0) \equiv (2\mu_B^{1/2}, \mu_B^{1/2})$ and $(r_1, \rho_1) \equiv (2\mu_B^{1/3} \delta^{1/2}, \frac{\delta^{1/2}}{2}(2\mu_B^{1/3} - \mu_A^{1/3}))$, respectively. We can set $\mu_B \geq \mu_A$ without spoiling generality and therefore $1 > \rho_1 > 0$.
- Fig.5** The critical behaviour of f_+ . Critical point C_2 is given by $C_2 = (r_2, \rho_2) = (\frac{2\mu_B^{1/3}}{\delta}, 1)$.
- Fig.6** The contour map of $f(r, \rho)$. Origin is the point of heavier point mass. $f(r, \rho)$ diminishes in the direction of \Rightarrow . C_1 and C_2 are the points where beak-to-beaks appear.
- Table 1** Fitting parameters of SPLS ; (a) k=3 case and (b) k=2 case.
- Table 2** Calculated image positions (and time delays lagging behind C in h^{-1} days) of SPLS ; (a) k=3 case and (b) k=2 case.
- Table 3** Time delays lagging behind C in h^{-1} days of MPE model.

	C_0			C_1		
r	0		$2\mu_B^{1/2}$		r_1	
$\frac{dF_m}{dr}$		-	0	+	0	-
F_m	∞	\searrow	0	\nearrow	$\frac{1}{16\delta^3}$	\searrow

Fig.4

	C_2					
r	0		r_2		2	
$\frac{df_{\pm}}{dr}$		-	0			-
f_{\pm}	∞	\searrow	$\frac{\delta^6}{16}$	\nearrow	∞	\searrow

Fig.5

$e \sin \gamma$	n	r_c	$\kappa_0 \sqrt{1 - e^2}$	Total Mass	Source Position
0.4	5	$6.13 h^{-1}$ kpc	$2.58 \times 10^{-23} h^2 g/cm^3$	$1.48 \times 10^{12} M_\odot$	($0''.024, -0''.037$)
0.4	10	$6.07 h^{-1}$ kpc	$2.56 \times 10^{-23} h^2 g/cm^3$	$2.13 \times 10^{12} M_\odot$	($0''.024, -0''.037$)
0.5	5	$4.78 h^{-1}$ kpc	$3.48 \times 10^{-23} h^2 g/cm^3$	$9.43 \times 10^{11} M_\odot$	($0''.038, -0''.058$)
0.5	10	$4.71 h^{-1}$ kpc	$3.50 \times 10^{-23} h^2 g/cm^3$	$1.37 \times 10^{12} M_\odot$	($0''.039, -0''.058$)
0.6	5	$3.84 h^{-1}$ kpc	$4.66 \times 10^{-23} h^2 g/cm^3$	$6.56 \times 10^{11} M_\odot$	($0''.057, -0''.085$)
0.6	10	$3.75 h^{-1}$ kpc	$4.74 \times 10^{-23} h^2 g/cm^3$	$9.30 \times 10^{11} M_\odot$	($0''.057, -0''.084$)

Table 1 (a)

$e \sin \gamma$	n	r_c	$\kappa_0 \sqrt{1 - e^2}$	Total Mass	Source Position
0.3	5	$6.00 h^{-1}$ kpc	$1.79 \times 10^{-23} h^2 g/cm^3$	$2.62 \times 10^{12} M_\odot$	($0''.014, -0''.020$)
0.3	10	$5.46 h^{-1}$ kpc	$1.87 \times 10^{-23} h^2 g/cm^3$	$4.83 \times 10^{12} M_\odot$	($0''.014, -0''.021$)
0.4	5	$4.23 h^{-1}$ kpc	$2.71 \times 10^{-23} h^2 g/cm^3$	$1.39 \times 10^{12} M_\odot$	($0''.025, -0''.036$)
0.4	10	$3.97 h^{-1}$ kpc	$2.71 \times 10^{-23} h^2 g/cm^3$	$2.70 \times 10^{12} M_\odot$	($0''.025, -0''.035$)
0.5	5	$3.13 h^{-1}$ kpc	$3.93 \times 10^{-23} h^2 g/cm^3$	$8.15 \times 10^{11} M_\odot$	($0''.039, -0''.055$)
0.5	10	$2.84 h^{-1}$ kpc	$4.13 \times 10^{-23} h^2 g/cm^3$	$1.51 \times 10^{12} M_\odot$	($0''.040, -0''.054$)

Table 1 (b)

$e \sin \gamma$	n	A_1	A_2	B	C
0.4	5	(0".51, 1".08) (4.0)	(0".95, 0".63) (4.1)	(-0".88, 0".31) (6.0)	(0".23, -1".37)
0.4	10	(0".51, 1".08) (3.9)	(0".96, 0".62) (4.0)	(-0".89, 0".31) (5.9)	(0".24, -1".37)
0.5	5	(0".53, 1".06) (6.1)	(0".97, 0".61) (6.3)	(-0".89, 0".30) (9.4)	(0".24, -1".37)
0.5	10	(0".53, 1".06) (6.2)	(0".97, 0".61) (6.3)	(-0".89, 0".30) (9.6)	(0".25, -1".37)
0.6	5	(0".53, 1".05) (9.0)	(1".00, 0".57) (9.2)	(-0".89, 0".28) (13.9)	(0".26, -1".37)
0.6	10	(0".53, 1".05) (8.8)	(1".00, 0".57) (9.1)	(-0".89, 0".28) (13.8)	(0".26, -1".37)

Table 2 (a)

$e \sin \gamma$	n	A_1	A_2	B	C
0.3	5	(0".52, 1".08) (2.1)	(0".94, 0".64) (2.1)	(-0".88, 0".32) (3.2)	(0".23, -1".37)
0.3	10	(0".56, 1".04) (2.2)	(0".92, 0".67) (2.3)	(-0".90, 0".31) (3.4)	(0".23, -1".35)
0.4	5	(0".54, 1".06) (3.9)	(0".96, 0".62) (4.0)	(-0".88, 0".31) (6.1)	(0".26, -1".36)
0.4	10	(0".52, 1".07) (3.8)	(0".92, 0".61) (4.0)	(-0".89, 0".30) (6.1)	(0".26, -1".36)
0.5	5	(0".54, 1".05) (5.8)	(0".99, 0".58) (6.0)	(-0".89, 0".29) (9.3)	(0".28, -1".36)
0.5	10	(0".54, 1".05) (5.8)	(0".99, 0".57) (6.0)	(-0".89, 0".29) (9.4)	(0".28, -1".36)

Table 2 (b)

Δ (h^{-1} days)	$C - A_1$	$C - A_2$	$C - B$	$C - D$	$C - E$
$\Omega_0 = 1$	9.757 ± 0.200	11.448 ± 0.234	19.407 ± 0.396	19.225 ± 0.392	3.076 ± 0.063
$\Omega_0 = 0$	$10.540^{+0.227}_{-0.225}$	$12.367^{+0.266}_{-0.264}$	$20.964^{+0.453}_{-0.447}$	$20.767^{+0.448}_{-0.443}$	$3.323^{+0.072}_{-0.071}$

Table 3

Fig. 1

- $X = Y^2$
- - - $\text{Im}(\text{cusp}) = 0$
- ⋯ $\text{Re}(\text{cusp}) = 0$

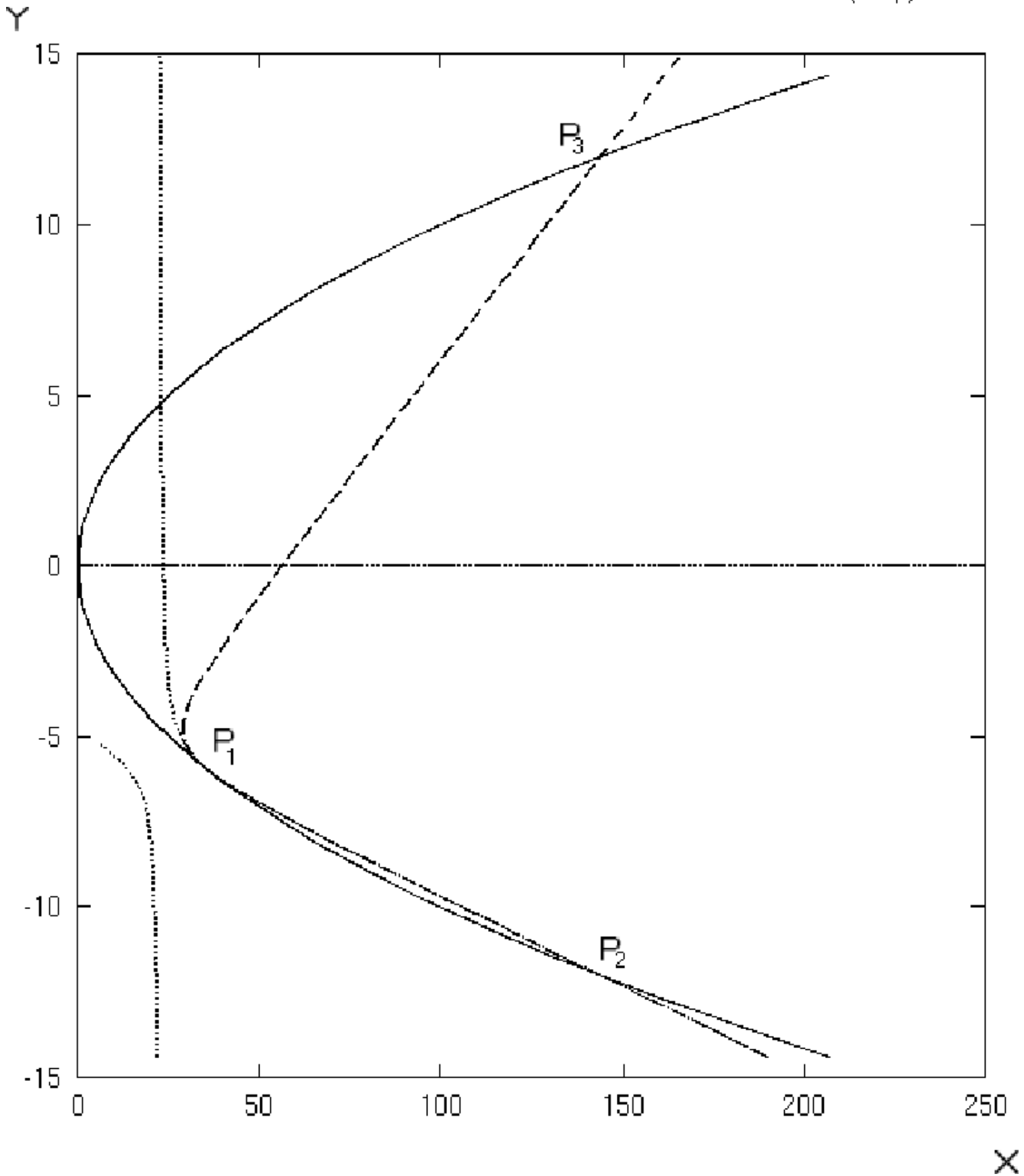


Fig. 2 (a) $n=2$

— $X=Y^2$
- - - $\text{Im}(\text{cusp})=0$
⋯ $\text{crit}=0$

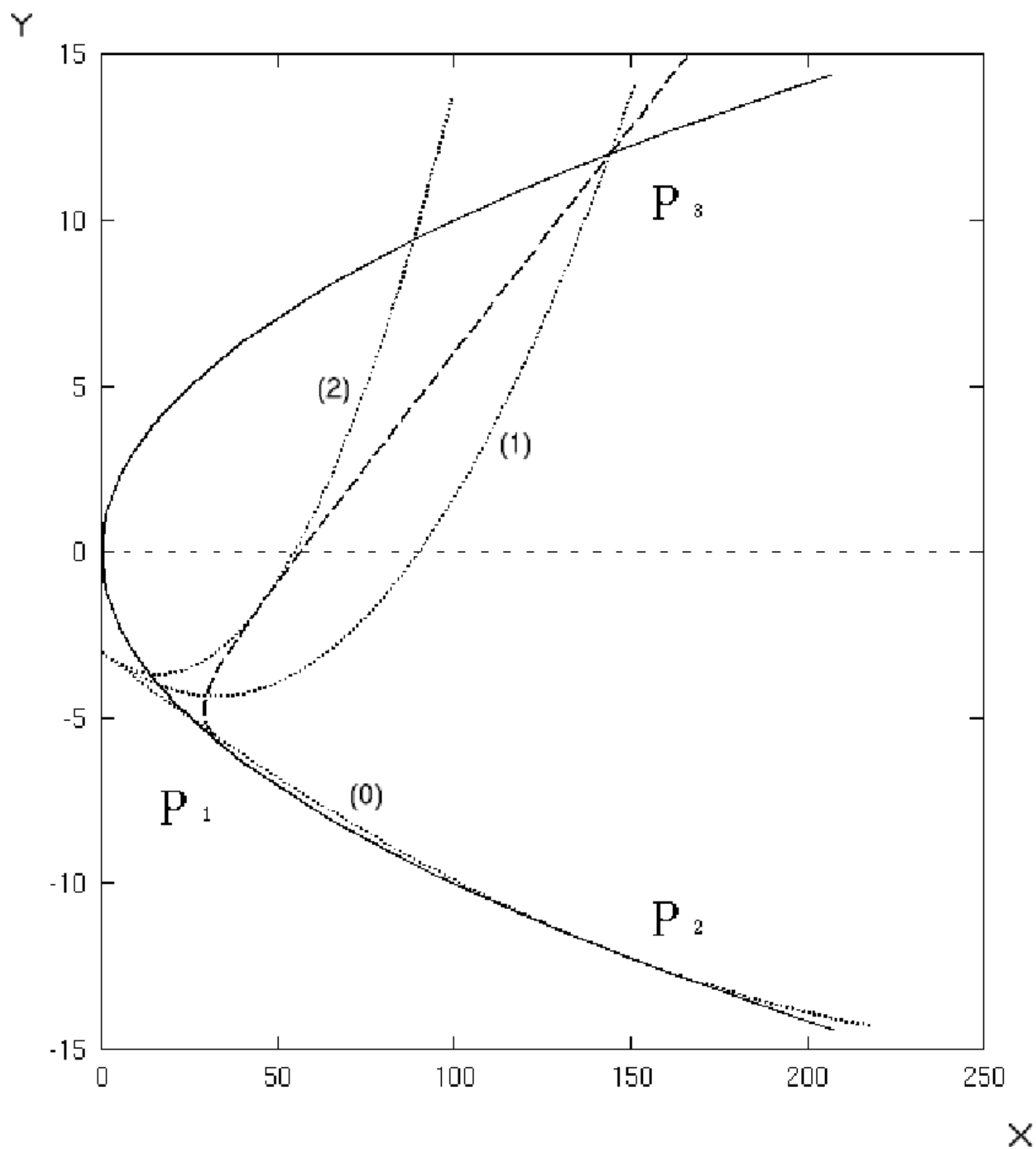
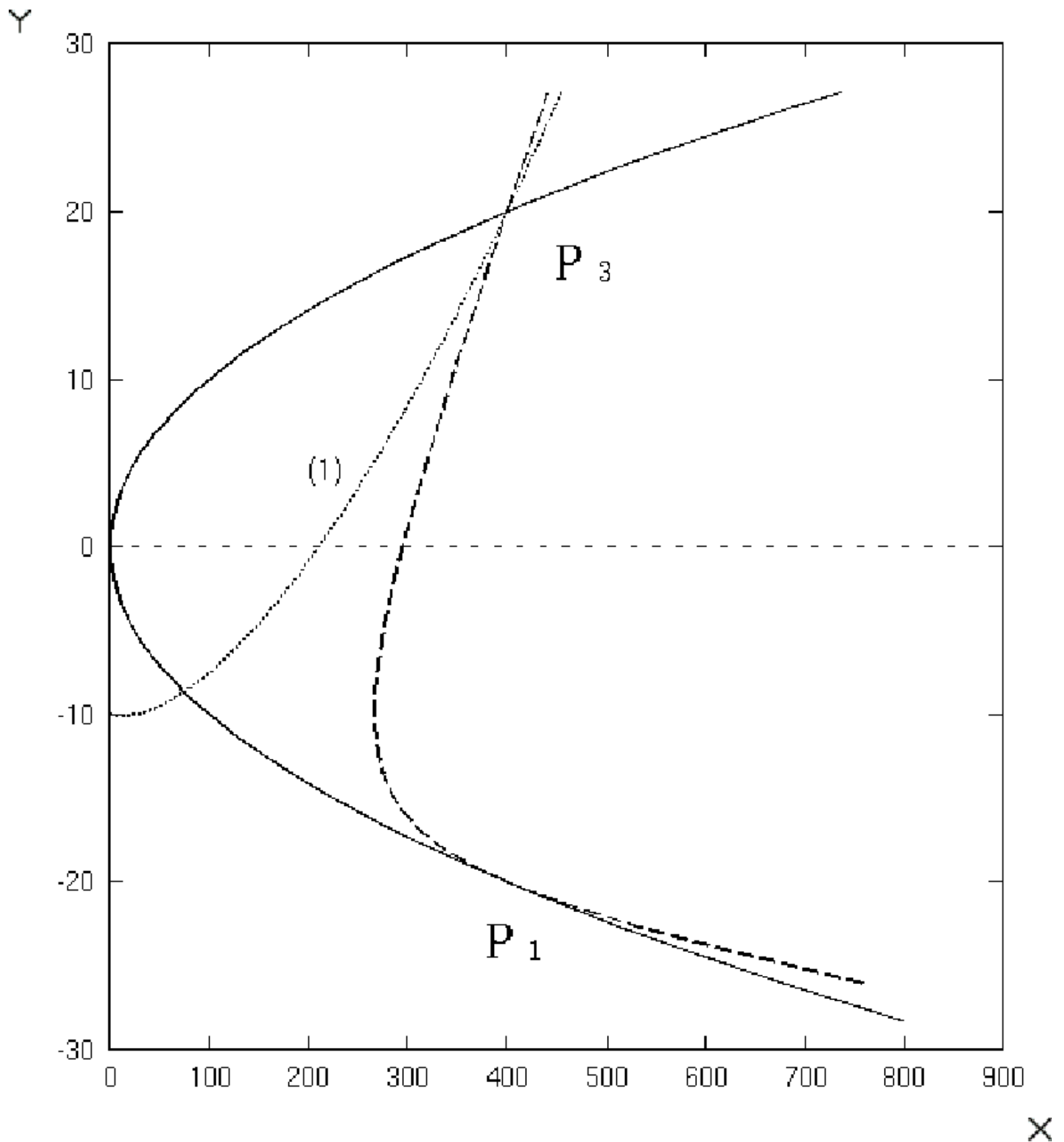


Fig. 2 (b) $n=4$



North

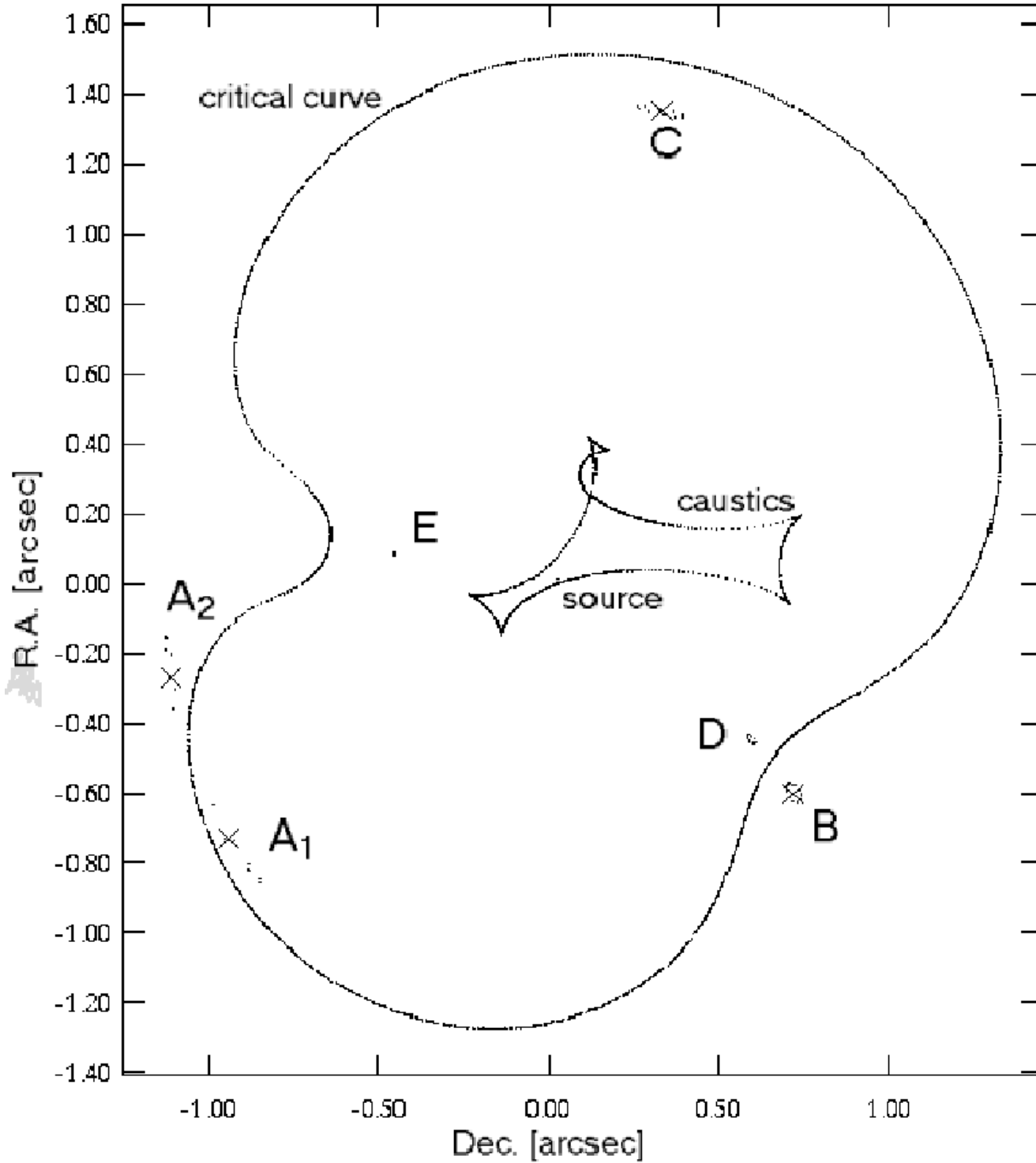


Fig. 3

Fig. 6

