

A Cosmological Three Level Neutrino Laser

Steen Hannestad and Jes Madsen

Theoretical Astrophysics Center and Institute of Physics and Astronomy, University of Aarhus, DK-8000 Århus C, Denmark
(March 22, 2018)

We present a calculation of a neutrino decay scenario in the early Universe. The specific decay is $\nu_2 \rightarrow \nu_1 + \phi$, where ϕ is a boson. If there is a neutrino mass hierarchy, $m_{\nu_e} < m_{\nu_\mu} < m_{\nu_\tau}$, we show that it is possible to generate stimulated decay and effects similar to atomic lasing without invoking new neutrinos, even starting from identical neutrino distributions. Under the right circumstances the decay can be to very low momentum boson states thereby producing something similar to a Bose condensate, with possible consequences for structure formation. Finally, we argue that this type of decay may also be important other places in early Universe physics.

95.35, 13.35.H, 98.62.L

I. INTRODUCTION

Any neutrino that is absolutely stable must have a mass less than roughly 30 eV in order not to overclose the Universe [1]. On the other hand, it is very plausible that neutrinos have a non-zero mass. This makes neutrino decays necessary if their mass is larger than the cosmological limit for stable neutrinos. There are several possible decay modes [2], for example the simple radiative decay $\nu_2 \rightarrow \nu_1 + \gamma$ or the flavor changing neutral current weak decay $\nu_2 \rightarrow \bar{\nu}_1 \nu_1$. Another possibility is the decay

$$H \rightarrow F + \phi, \quad (1)$$

where H is a heavy neutrino, F is a light neutrino and ϕ is a light scalar particle (for example the majoron). It is not essential that the boson should have spin 0, but it simplifies calculations significantly. All of these decay modes have been investigated in an early Universe context [3]. We choose to focus on the last decay type in order to investigate some very interesting non-equilibrium effects that pertain to this decay. It turns out that under the right circumstances the heavy neutrino will decay by stimulated decay into F and ϕ instead of just decaying thermally. This runaway process leads to the formation of a very low momentum component of the scalar particle, ϕ , while the rest are in an almost thermal distribution. The scenario has been described by Madsen [4] and subsequently in more detail by Kaiser, Malaney and Starkman [5,6], the idea being that the ϕ particle could make up the dark matter in our Universe. One of the currently favoured models of structure formation is the so-called Mixed Dark Matter (MDM) model [7]. This is

essentially a Cold Dark Matter (CDM) model, but with a small matter content of Hot Dark Matter (HDM) that lessen the fluctuations on small scales. The ϕ particles could fit both roles, the cold component acts as cold dark matter and the thermal component as hot dark matter.

There are, however, several problems with this scenario. First of all, the favored mixed dark matter models consist of roughly 5% baryons, 25% HDM and 70% CDM. If there is too much HDM, structure formation will be affected so as to produce too little clustering on small scales (if normalised to COBE data). The simple scenario of Refs. [4–6] predicts only about 35% CDM and 60% HDM, which is incompatible with the observed structure [8].

We develop further this model and in Section 2 we list the relevant equations for calculating the particle distribution functions resulting from the decay. In Section 3 we describe a new way of producing neutrino lasing that is very similar to an atomic 3-level laser. Here it is possible to achieve lasing without invoking new neutrinos and to increase the CDM fraction, which however still remains well below 70%. Section 4 contains a description of the numerical results from our investigation of this 3-level model and, finally, Section 5 contains a discussion of the possible consequences of this type of decays as well as a discussion of various astrophysical limits on them. From this discussion it will become clear that lasing decays are most likely to take place after the epoch of nucleosynthesis ($T \simeq 1 - 0.1\text{MeV}$). Of course they are also required to take place before matter-radiation equality ($T \simeq 1\text{eV}$) if the bosons are to act as ordinary MDM.

II. THE BASIC SCENARIO

The fundamental equation that describes the evolution of all particle species during the decay is the Boltzmann equation,

$$L[f] = C_{\text{dec}}[f] + C_{\text{coll}}[f]. \quad (2)$$

The left hand side is the basic Liouville operator in an expanding Universe

$$L[f] = \frac{\partial f}{\partial t} - \frac{dR}{dt} \frac{1}{R} p \frac{\partial f}{\partial p}. \quad (3)$$

The right hand side of Eq. (2) involves the specific physics of the decay process as well as possible other collision processes such as elastic scattering and annihilation. We shall assume that the term C_{coll} can be neglected, but

possible limitations to this assumption will be discussed later. For simplicity we assume that the decay is isotropic in the rest-frame (see, however, Refs. [5,6] for a discussion of the case of anisotropic decays).

The decay terms for the different particles have been calculated in for example Refs. [5,9]. They are of the form

$$C_{\text{dec}}[f_H] = -\frac{m_H^2}{\tau m_0 E_H p_H} \int_{E_\phi^-}^{E_\phi^+} dE_\phi \Lambda(f_H, f_F, f_\phi), \quad (4)$$

$$C_{\text{dec}}[f_F] = \frac{g_H}{g_F} \frac{m_H^2}{\tau m_0 E_F p_F} \int_{E_H^-}^{E_H^+} dE_H \Lambda(f_H, f_F, f_\phi), \quad (5)$$

$$C_{\text{dec}}[f_\phi] = \frac{g_H}{g_\phi} \frac{m_H^2}{\tau m_0 E_\phi p_\phi} \int_{E_H^-}^{E_H^+} dE_H \Lambda(f_H, f_F, f_\phi), \quad (6)$$

where $\Lambda(f_H, f_F, f_\phi) = f_H(1 - f_F)(1 + f_\phi) - f_F f_\phi(1 - f_H)$, $m_0^2 = m_H^2 - 2(m_\phi^2 + m_F^2) + (m_\phi^2 - m_F^2)^2/m_H^2$. τ is the lifetime of the heavy neutrino and g is the statistical weight of a given particle. We use $g_H = g_F = 2$ and $g_\phi = 1$, corresponding to $\phi = \bar{\phi}$ ¹. The integration limits are

$$E_H^\pm(E_i) = \frac{m_0 m_H}{2m_i^2} [E_i(1 + 4(m_i/m_0)^2)^{1/2} \pm (E_i^2 - m_i^2)^{1/2}], \quad (7)$$

and

$$E_i^\pm(E_H) = \frac{m_0}{2m_H} [E_H(1 + 4(m_i/m_0)^2)^{1/2} \pm p_H], \quad (8)$$

where the index $i = F, \phi$.

For non-relativistic decays, $E_\phi \simeq m_H/2 \gg T$. This means that the resulting fraction of low momentum bosons is vanishing because they are kinematically inaccessible. However, for relativistic decays this is not the case. Here the minimum boson energy is roughly $E_\phi^- \simeq \frac{1}{2} p_H [2m_\phi^2/m_H^2 + \frac{1}{2} m_H^2/p_H^2] \ll E_H$ which can be seen from Eq. (8). This corresponds to bosons being emitted backwards relative to the direction of motion of the parent particle. In relativistic decays it is thus possible to access very low energy boson states. This is essential for the phenomenon described below.

Something very interesting can happen if there is initially an overabundance of H over F . To see this, let us look at the structure of the decay term for the boson Eq. (6). Following Ref. [5] we make the following rough approximation, $1 + f_\phi \simeq f_\phi$. The decay term then reduces to

$$C_{\text{dec}}[f_\phi] = \frac{2m_H^2}{\tau m_0 E_\phi p_\phi} f_\phi \int_{E_H^-}^{E_H^+} dE_H [f_H - f_F]. \quad (9)$$

If $f_H > f_F$ this indicates an exponential growth of f_ϕ . This effect has been called neutrino lasing because it is very similar to normal lasing, the overabundance of H over F corresponding to a population inversion. Exactly as in a laser, the process saturates when $f_H = f_F$. The remaining neutrinos will then decay to an almost thermal ϕ distribution as they go non-relativistic².

Note that in all our actual calculations we use a zero initial abundance of bosons before the decay commences. This is not essential for the lasing phenomenon, but the final fraction of cold bosons is decreased if there is an initial thermal population (In Ref. [5] it was assumed that the bosons decoupled prior to the QCD phase transition so that their number density was depleted by a factor of 8 relative to the other species).

The effect will be larger for low momentum states because of the $(E_\phi p_\phi)^{-1}$ term. This means that if the low momentum states are accessible, the bosons will cluster in these states and produce something similar to a Bose condensate. For this to happen it is a necessary condition that the decay is relativistic, because otherwise no low momentum states can be accessed.

This phenomenon was first investigated in Refs. [4–6]. However, Ref. [4] used a somewhat different approach, namely equilibrium thermodynamics, where the decays can lead to the formation of a true Bose condensate. In the above scenario, following Refs. [5,6], no assumption of equilibrium has to be made.

III. THE 3-LEVEL LASER

It was assumed in Refs. [5,6] that F is a hitherto unknown neutrino that decouples prior to the QCD phase transition (for example a right handed component of one of the known neutrinos). This is the only way of achieving lasing in the above 2-level decay. However, it is actually possible to obtain lasing with only the three known neutrinos. The effect is somewhat similar to an atomic 3-level laser, where particles are pumped from the ground state to the top level. From there they decay rapidly to the lasing state and from the lasing state they decay by stimulated decay to the ground state. Exactly the same situation can occur for neutrinos if we have a

¹All calculations may be redone using $g_\phi = 2$. The changes are not very significant and tend to lessen the lasing effect described below [4,5].

²Note that as mentioned we have only considered isotropic decays, but as mentioned in Ref. [5] even if the decay is fully polarized and the bosons are emitted backwards, there will only be a rather small increase in the number of low momentum bosons. If the bosons are preferentially emitted in the forward direction there will be no lasing. Refs. [5,6] have good discussions of these polarisation effects.

three generation mass hierarchy, $m_{\nu_e} < m_{\nu_\mu} < m_{\nu_\tau}$ (the stable particles ν_e and ϕ are of course required to have masses below the cosmological limit for stable particles, $m < 30\text{eV}$, and can therefore be considered essentially massless in the calculations). Let us assume that we have the same generic decay mode as before. The possible majoron emitting decays are then ³

$$\nu_\tau \rightarrow \nu_\mu + \phi \quad (10)$$

$$\nu_\tau \rightarrow \nu_e + \phi \quad (11)$$

$$\nu_\mu \rightarrow \nu_e + \phi. \quad (12)$$

We shall assume that the second decay mode, Eq. (11), is suppressed so that it is negligible relative to the first, Eq. (10). This assumption is not ruled out by the physical models described later.

If the decays are non-relativistic, nothing exciting happens and the decays are thermal. However, if all the decays are relativistic and the free decay of ν_τ proceeds much faster than that of ν_μ , then we can achieve lasing. The τ neutrino now functions as the top level in a normal laser, it feeds particles to the lasing state, ν_μ . Particles in this state then decay to the ground state, ν_e , by stimulated decay. The condition for the lasing process to work is that $f_{\nu_\mu} > f_{\nu_e}$, but because of the fast decay of the τ neutrino this is automatically fulfilled for a large temperature range between m_{ν_τ} and m_{ν_μ} .

Let us for the moment assume that the ν_τ decays completely before ν_μ begins to decay. It is then easy to see why the amount of lasing increases if ν_τ has decayed relativistically. We now start with a non-thermal distribution of muon neutrinos. If ν_τ decays while still relativistic, the distribution of ν_μ will be significantly colder than thermal. If we again look at the structure of Eq. (9), we see that for n_H given, the integral increases if the distribution of H gets colder because of the p^2 factor in the number density integral. This means that the relativistic decay to muon neutrinos enhances the lasing from ν_μ to ν_e . The effect is opposite if the ν_τ decay is non-relativistic, and the lasing diminishes or disappears completely.

³We choose to focus alone on the majoron decays. In principle there might be other relevant decay modes as mentioned previously.

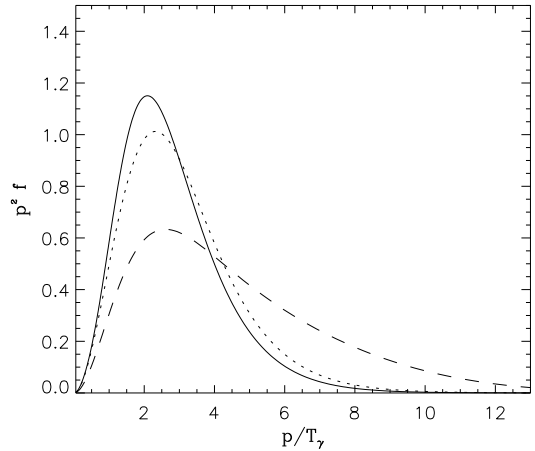


FIG. 1. The distribution function of the light neutrino, F , after complete decay of the heavy neutrino, H , for different lifetimes of the heavy neutrino using specifically $m_H = 2\text{MeV}$, $m_F = 0.2\text{MeV}$ and $m_\phi = 0.005\text{MeV}$. The full curve is for $\tau_H = 0.2\text{s}$, the dotted for $\tau_H = 1\text{s}$ and the dashed for $\tau_H = 20\text{s}$.

Fig. 1 shows the momentum distribution of the light neutrino after complete decay of the heavy neutrino. We see exactly that the light neutrino distribution gets colder if the decay is relativistic and hotter if it is non-relativistic. Of course, it is always a necessary condition for lasing to occur that ν_μ decays relativistically because otherwise it cannot populate low momentum boson states at all.

IV. NUMERICAL RESULTS

We have investigated numerically the behavior of this 3-level decay for different parameters by solving explicitly the coupled Boltzmann equations. Our numerical routine uses a grid in comoving momentum space and evolves forward in time using a Runge-Kutta integrator. The time evolution of the scale factor, R , and the photon temperature, T_γ , are found by use of the energy conservation equation $d(\rho R^3)/dt + p d(R^3)/dt = 0$ and the Friedmann equation $H^2 = 8\pi G\rho/3$.

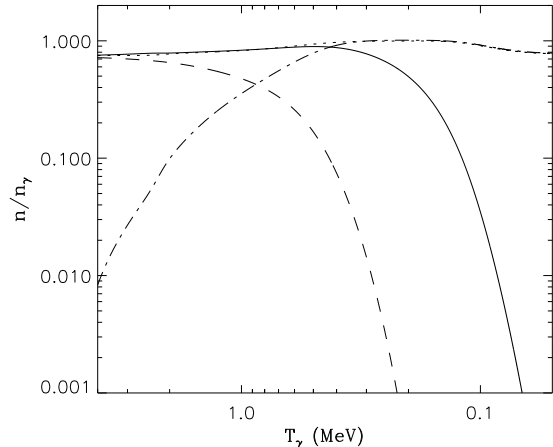


FIG. 2. The evolution of number density for the different involved particles. The full curve is ν_μ , the dotted ν_e , the dashed ν_τ and the dot-dashed ϕ . The parameters used are $m_{\nu_\tau} = 2\text{MeV}$, $m_{\nu_\mu} = 0.5\text{MeV}$, $m_\phi = m_{\nu_e} = 0.005\text{MeV}$ and $\tau_{\nu_\tau} = 0.2\text{s}$, $\tau_{\nu_\mu} = 1.0\text{s}$.

In Fig. 2 we show an example of the number density evolution of the different involved particles. It is seen that in a large temperature interval, the ν_μ number density is slightly higher than that of ν_e . This leads to a very fast growth of the boson number density and is identified with the region where lasing takes place. The final number density of ϕ and ν_e are the same because of neutrino number conservation (neglecting a possible small initial abundance of ϕ) because even though the ν_e abundance starts out higher, three ϕ 's are produced for every two ν_e .

Since both ν_e and ϕ are almost massless there are essentially four free parameters in our equations. The first is the mass scale, defined for example by the τ neutrino mass. This mass scale is unimportant for the shape of the spectra (this is only true if the decays take place below the weak decoupling temperature $T_{\text{dec}} \simeq 2.3\text{MeV}$. If the free decay temperature is larger than T_{dec} the ϕ distribution will quickly thermalize. Only well below T_{dec} can the non-equilibrium lasing proceed, but now with an initial thermal ϕ distribution. In our numerical work we choose that the free decay temperature to be lower than the decoupling temperature).

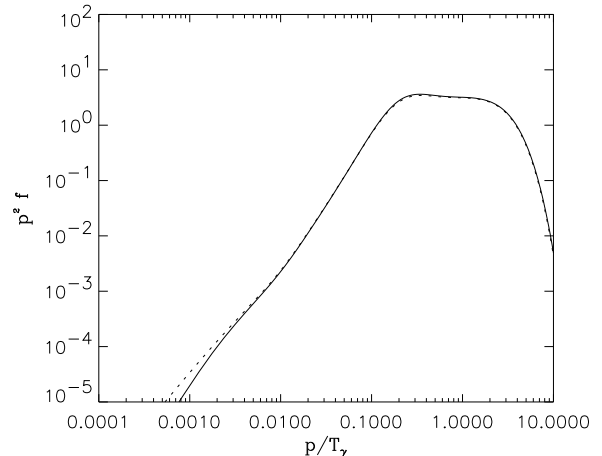


FIG. 3. Final boson distribution for two different decay models. The full curve is for the parameters $m_{\nu_\tau} = 2\text{MeV}$, $m_{\nu_\mu} = 0.5\text{MeV}$, $m_\phi = m_{\nu_e} = 0.005\text{MeV}$ and $\tau_{\nu_\tau} = 1.125\text{s}$, $\tau_{\nu_\mu} = 18\text{s}$. The dashed curve is for $m_{\nu_\tau} = 1\text{MeV}$, $m_{\nu_\mu} = 0.25\text{MeV}$, $m_\phi = m_{\nu_e} = 0.0025\text{MeV}$ and $\tau_{\nu_\tau} = 4.5\text{s}$, $\tau_{\nu_\mu} = 72\text{s}$. Note that although we have chosen values for m_{ν_e} and ϕ which is orders of magnitude larger than the experimental/cosmological limit, this does not influence the results as long as the values are small compared to all other relevant masses and temperatures.

In Fig. 3 we show an example of changing the normalisation (m_{ν_τ}) by a factor of two. This leads to an almost identical final boson distribution. The other three parameters are

$$\alpha_{\nu_\tau} \equiv \left(\frac{m_{\nu_\tau}}{3\text{MeV}} \right)^2 \left(\frac{\tau_{\nu_\tau}}{1\text{s}} \right) \quad (13)$$

$$\alpha_{\nu_\mu} \equiv \left(\frac{m_{\nu_\mu}}{3\text{MeV}} \right)^2 \left(\frac{\tau_{\nu_\mu}}{1\text{s}} \right) \quad (14)$$

$$\beta \equiv \frac{m_{\nu_\mu}}{m_{\nu_\tau}}. \quad (15)$$

The first two parameters describe how relativistic the free decays of the particles are. A thermal particle shifts from relativistic to non-relativistic at a temperature of roughly $T \simeq m/3$. When the Universe is radiation dominated

$$\frac{t}{1\text{s}} \simeq \left(\frac{T}{1\text{MeV}} \right)^{-2}. \quad (16)$$

Therefore if the decay is relativistic

$$\tau < t(T = m/3) \simeq \left(\frac{m}{3\text{MeV}} \right)^{-2} \text{s}. \quad (17)$$

Thus, if $\alpha_i < 1$ the decay is relativistic, whereas if $\alpha_i > 1$ it is non-relativistic. The third parameter is just the dimensionless ν_μ mass.

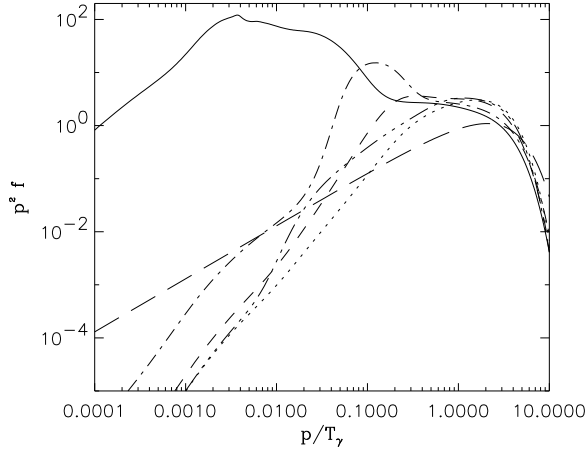


FIG. 4. The momentum spectrum of ϕ after complete decay for different decay parameters. The full curve is $\alpha_{\nu_\tau} = 0.09$, $\alpha_{\nu_\mu} = 0.01$ and $\beta = 0.15$. The dotted is for $\alpha_{\nu_\tau} = 1$, $\alpha_{\nu_\mu} = 1$ and $\beta = 0.25$. The dashed is for $\alpha_{\nu_\tau} = 0.5$, $\alpha_{\nu_\mu} = 0.5$ and $\beta = 0.25$. The dot-dashed is for $\alpha_{\nu_\tau} = 1$, $\alpha_{\nu_\mu} = 0.03$ and $\beta = 0.25$. The dot-dot-dot-dashed is for $\alpha_{\nu_\tau} = 0.09$, $\alpha_{\nu_\mu} = 1$ and $\beta = 0.25$. The long-dashed is a thermal Bose distribution with the same number density.

Fig. 4 shows the final boson distribution after complete decay for several different choices of decay parameters (for comparison we have also shown a thermal Bose distribution with the same number density). It is seen that in order to get a large fraction of cold particles, we need to have $\alpha_{\nu_\tau} \ll 1$ and $\alpha_{\nu_\mu} \ll 1$. The reason for this was described in the previous section.

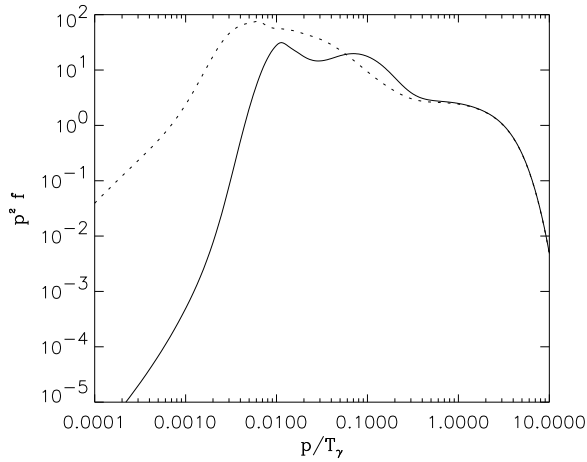


FIG. 5. Final momentum distribution of ϕ . The full curve is for $\alpha_{\nu_\tau} = 0.09$, $\alpha_{\nu_\mu} = 0.03$ and $\beta = 0.25$. The dotted curve is for $\alpha_{\nu_\tau} = 0.09$, $\alpha_{\nu_\mu} = 0.03$ and $\beta = 0.15$.

Fig. 5 shows the effect of changing the relative mass of the two heavy neutrinos. We see here that to get a large cold fraction we also need to have $m_{\nu_\mu}/m_{\nu_\tau} \ll 1$. This is

also understandable if we look at the allowed momentum range of the produced bosons from Eq. (8)

$$\frac{p_\phi^-}{T_\gamma} = \frac{1}{2}(1 - \beta^2) \left[\sqrt{\frac{p_{\nu_\tau}^2}{T_\gamma^2} + \frac{m_{\nu_\tau}^2}{T_\gamma^2}} - \frac{p_{\nu_\tau}}{T_\gamma} \right]. \quad (18)$$

If β is close to one we can get very cold bosons. This means that the bosons will tend to cluster in low momentum states, but because of energy conservation we get a very hot ν_μ distribution. On the other hand, if $\beta \rightarrow 0$, then the lowest boson states are inaccessible and we get instead a colder ν_μ distribution. This in turn leads to more lasing in the lasing state and even though the fraction of cold bosons coming from the initial ν_τ decay gets smaller, this is more than compensated for by the larger fraction coming from the ν_μ decay. This is indeed why the cold fraction increases when β decreases.

Thus, if we want to study the region of parameter space with possible interest for structure formation scenarios we have essentially limited ourselves to the region of ultrarelativistic decays with a large mass difference between the two heavy neutrinos. It is also interesting to follow the evolution of the boson distributions with temperature to see how the different states populate. Fig. 6 shows the temperature evolution of the boson distribution for the decay parameters $\alpha_{\nu_\tau} = 0.09$, $\alpha_{\nu_\mu} = 0.03$ and $\beta = 0.25$.

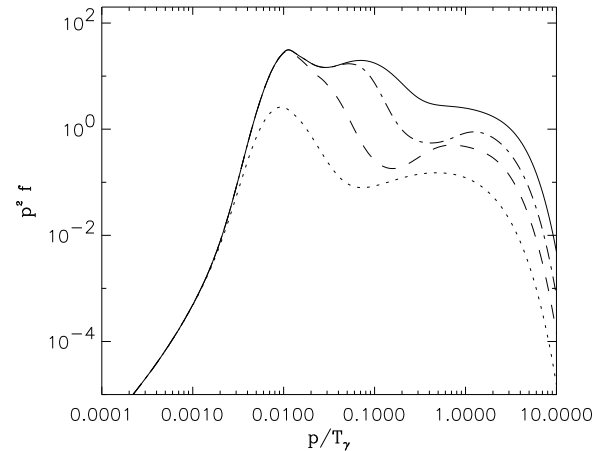


FIG. 6. The temperature evolution of the ϕ -distribution. The decay parameters are $\alpha_{\nu_\tau} = 0.09$, $\alpha_{\nu_\mu} = 0.03$ and $\beta = 0.25$. The dotted curve is at $T_\gamma = 2.3\text{MeV}$, the dashed at $T_\gamma = 1.1\text{MeV}$ and the dot-dashed at $T_\gamma = 0.5\text{MeV}$. The full curve is the final distribution after complete decay.

The minimum possible boson energy at a given temperature is given by Eq. (18), where instead of ν_τ we use ν_μ and for β we use 0. An approximate lower limit can be calculated by setting $p_{\nu_\mu}/T_\gamma = 3$, corresponding roughly to the mean value from a normal thermal distribution. This lower limit is an increasing function with

decreasing temperature and indicates roughly the momentum where the distribution “decouples” (decoupling here means that the states are kinematically inaccessible) at a given temperature. For the model shown in Fig. 6 we get $p_{\phi}^-/T_{\gamma} = 0.0039, 0.017, 0.081$ for photon temperatures of 2.3, 1.1 and 0.5 MeV. We see that the lower limit at a given temperature corresponds roughly to the momentum where the distribution decouples. Of course the lower limit will always be somewhat higher than the actual decoupling point, but it helps to understand the evolution of the spectra. Fig. 7 shows the corresponding evolution of ν_{μ} . We see the before mentioned effect of ν_{τ} decay producing a cold ν_{μ} distribution and thereby enhancing lasing.

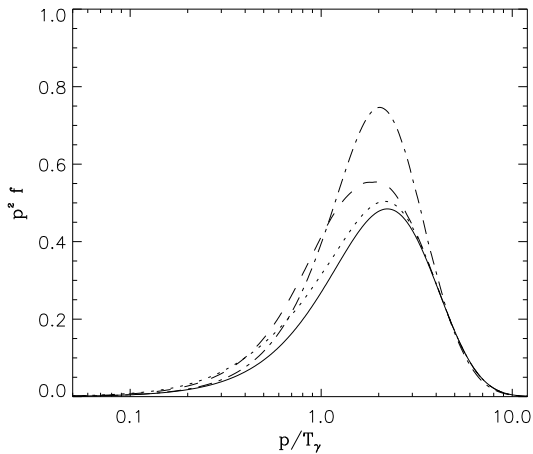


FIG. 7. The temperature evolution of the ν_{μ} distribution. The decay parameters are as in Fig. 6. The full curve is the initial thermal ν_{μ} distribution. The dotted curve is at $T_{\gamma} = 2.3\text{MeV}$, the dashed at $T_{\gamma} = 1.1\text{MeV}$ and the dot-dashed curve is at $T_{\gamma} = 0.5\text{MeV}$.

However, even in the case where the decays are ultra-relativistic and the mass ratio small, the fraction of cold bosons is only moderate. For example in the case where $\alpha_{\nu_{\tau}} = 0.09$, $\alpha_{\nu_{\mu}} = 0.01$ and $m_{\nu_{\mu}}/m_{\nu_{\tau}} = 0.15$, the fraction of bosons with $p_H/T_{\gamma} < 0.3$ is only 44%. If the boson was to act as the dark matter in our Universe, a much larger fraction would be needed. Note, however, that even if the obtainable cold fraction is too small, it is comparable with or larger than that obtained in the model of Refs. [4–6]. Furthermore, it is achieved without invoking an unknown neutrino state.

V. DISCUSSION

We have developed further the scenario originally proposed in Refs. [4–6] by introducing a physically different way of obtaining neutrino lasing. However, this model still suffers from one of the same shortcomings that the original model did, namely that it is impossible to achieve

sufficiently large fractions of cold bosons for structure formation.

An interesting consequence of the 3-level decay is that the number density of electron neutrinos is increased by a factor of almost three relative to the standard case. If the decay takes place before or during Big Bang Nucleosynthesis (BBN), then it can significantly change the outcome because the electron neutrinos are very important for the neutron to proton conversion reactions. The higher than usual number of electron neutrinos will tend to keep equilibrium longer than in the standard case, meaning that less neutrons survive to form helium. The helium abundance will then be lower than in the standard case. Furthermore, the ratio of low energy electron neutrinos is significantly higher than normal. This favors the neutron to proton reaction because of the mass difference between the neutron and the proton and leads to the opposite effect of the one described by Gyuk and Turner [10], where a massive τ neutrino decays to electron neutrinos, thereby enhancing the neutron fraction and allowing a very high baryon density without violating the BBN constraints. However, in their scenario, the decaying neutrino is non-relativistic and the resulting electron neutrinos therefore have very high energy (the opposite of our case).

Decays producing lasing effects are, however, not likely to take place during BBN. The reason is that neutrinos are kept in equilibrium by the weak reaction until roughly $T \simeq 2\text{MeV}$. All neutrino distributions are then of equilibrium form and no lasing will take place. If the mass of any of the heavy neutrinos is of the same order or larger than this temperature, we will essentially have a non-relativistic decay after decoupling, but this will not produce lasing. Thus, the heaviest neutrino in our scenario must be substantially lighter than 2 MeV, thus making it improbable that it should decay during BBN. In general neutrino decays affecting BBN may well take place, but then they will not produce lasing effects. Therefore we have not treated this case in the present paper.

If we turn to more specific physical models, the most natural candidate for the light scalar particle, ϕ , is the majoron. There exist several majoron models, all of them designed to explain the very small neutrino masses compared to the other fermions. In the simplest models, the decay $\nu_2 \rightarrow \nu_1 + \phi$ is forbidden at tree level [2], making the lifetime too long to be of interest. However, there are more complicated models where the lifetime can be short. In the simplest case the majoron couples to the neutrino via a Yukawa interaction

$$\mathcal{L} = i\frac{g}{2}\overline{J\nu^c}_1\gamma_5\nu_2 + \text{h.c.} \quad (19)$$

From this generic interaction several limits to the coupling strength, g , and therefore to the lifetime can be derived. For example neutrinoless double β decays give an upper limit on g of roughly 10^{-4} [11]. Other limits can be derived from the neutrino signal of SN1987A [12], but as mentioned in Ref. [12], it is very difficult to get a

clear picture of the current limits. A coupling constant of 10^{-4} gives a restframe decay lifetime of [2]

$$\tau = \frac{32\pi}{g^2 m_2} > 10^{-5} \text{s} \times \left(\frac{m_2}{1\text{eV}}\right)^{-1}. \quad (20)$$

This limit is rather weak and leaves open a large region of parameter space for relativistic decays in the early Universe. Note that for our model to work the decay $\nu_\tau \rightarrow \nu_e$ must be suppressed. This corresponds to the coupling $g_{\tau e}$ being very small compared to the other coupling constants.

Finally, we have assumed that the scattering and annihilation reactions between neutrinos and majorons are weak compared with the decay reaction. If, as we have assumed, the decay is not forbidden at tree level this is the case because the scattering and annihilations all are of order g^4 , whereas the decays are of order g^2 . Were the annihilation and scattering reactions to be important we would not obtain any cold bosons because the low momentum states would not be decoupled. Therefore, it is absolutely necessary that the decays are stronger than the scattering and annihilation reactions. Note, that even if the decay is of order g^2 and the scattering and annihilation g^4 the decay rate will be damped by a factor $\gamma^{-1} = m/E$ which can be very large if the decay is extremely relativistic. Thus, in the limit of $\gamma \rightarrow \infty$ we have to account for scatterings and annihilations, but γ would have to be extremely large because of the very small value of g .

As far as the neutrino masses are concerned, they are naturally explained by see-saw models. Then only the lefthanded components participate in the interactions because of the very large mass of the right handed components. The possible Majoron decays are then exactly

$$\nu_i(L) \rightarrow \nu_j(L) + \phi \quad (21)$$

$$\nu_i(L) \rightarrow \bar{\nu}_j(R) + \phi \quad (22)$$

as required in our lasing model.

In conclusion, what we have shown is that it is possible to generate large non-equilibrium effects, even starting from identical neutrino distributions. Very few “fine-tunings” are necessary in order to achieve lasing. Thus, these effects may be present many places in early Universe physics, both because the decay types are generic and because the early Universe is an inherently non-equilibrium environment. This was also noted in Ref. [6], but our specific model shows that the relevant range of models is much larger than originally thought. It is therefore of considerable interest to search for other physical scenarios where the lasing process (and other similar non-equilibrium processes) may be effective.

ACKNOWLEDGMENTS

We thank Georg Raffelt for valuable comments on a draft version of this paper. This work was supported by

the Theoretical Astrophysics Center under the Danish National Research Foundation.

-
- [1] E.W. Kolb and M.S. Turner, *The Early Universe*, Addison Wesley (1990).
 - [2] See for example C. W. Kim and A. Pevsner, *Neutrinos in Physics and Astrophysics*, Harwood Academic Publishers (1993).
 - [3] Recent treatments are M. Kawasaki, G. Steigman, and H.-S. Kang, Nucl. Phys. **B 403**, 671 (1993); G. Gyuk and M. S. Turner, in *Neutrino 94*, Proceedings of the 16th International Conference on Neutrino Physics and Astrophysics, Eilat, Israel, edited by A. Dar *et al.* [Nucl. Phys. Proc. Suppl. **B 38**, 13 (1995)].
 - [4] J. Madsen, Phys. Rev. Lett. **69**, 571 (1992).
 - [5] N. Kaiser, R. A. Malaney, and G. D. Starkman, Phys. Rev. Lett. **71**, 1128 (1993).
 - [6] G. D. Starkman, N. Kaiser, and R. A. Malaney, *Astrophys. J.* **434**, 12 (1994).
 - [7] See for example A. Klypin, J. Holtzman, J. Primack, and E. Regös, *Astrophys. J.* **416**, 1 (1993).
 - [8] G. B. Larsen and J. Madsen, Phys. Rev. D **53**, 2895 (1996).
 - [9] M. Kawasaki, G. Steigman, and H.-S. Kang, in Ref. [3].
 - [10] G. Gyuk and M. S. Turner, Phys. Rev. D **50**, 6130 (1994).
 - [11] Z. G. Berezhiani *et al.*, Phys. Lett. **B 291**, 99 (1992).
 - [12] G. G. Raffelt, *Stars as Laboratories for Fundamental Physics*, University of Chicago Press (1996).