

# New $\lambda$ *Bootis* stars with a shell

B. Hauck<sup>1</sup>, D. Ballereau<sup>2</sup>, and J. Chauville<sup>2</sup>

<sup>1</sup> Institut d'Astronomie de l'Université de Lausanne, CH-1290 Chavannes-des-Bois, Switzerland

<sup>2</sup> Observatoire de Paris-Meudon, DASGAL, F-92125 Meudon Principal Cedex, France

Received ; accepted

**Abstract.** We publish here the second part of our spectroscopic survey at high dispersion of some known and suspected  $\lambda$  *Bootis* stars with a view to detecting circumstellar shell features. Eight stars of our sample exhibit such features. These stars are fast rotators, a result which is in line with Holweger and Rentsch-Holm's study (1995). The analysis of the photometric data has allowed us to confirm the exclusion of a few stars misclassified from the  $\lambda$  *Bootis* group.

**Key words:** Stars: atmospheres - stars: chemically peculiar - stars: circumstellar matter - stars: rotation

## 1. Introduction

We have undertaken a spectroscopic survey at high dispersion of some known  $\lambda$  *Bootis* stars with a view to testing the hypothesis of Venn and Lambert (1990), who suggested a depleted gas accretion model. In a first paper we found (Hauck et al. 1995, hereafter Paper I) circumstellar shell (CS) features in the CaII-K line of two stars (HD 16955 and HD 204965) and a possible such feature for HD 220061. New observations were made at the Haute-Provence Observatory in 1994 and 1995 and we present here evidence for the presence of circumstellar components around some other  $\lambda$  *Bootis* stars.

Since publication of Paper I, many papers on the  $\lambda$  *Bootis* stars have been published, among which we may mention those from Holweger and Rentsch-Holm (1995) and Andriolat et al. (1995). Holweger and Rentsch-Holm report on high-resolution observations of the CaII-K line in two samples of A stars,  $\lambda$  *Bootis* and dusty normal A stars, finding CS components for five out of eleven  $\lambda$  *Bootis* stars. Their conclusion is that the presence of detectable amounts of circumstellar gas in A stars is rare among chemically normal A stars. However the  $\lambda$  *Bootis* stars are metal-deficient and nearly half of their sample

are surrounded by circumstellar gas. A similar conclusion is reached by Andriolat et al. (1995), who observed a sample of 20  $\lambda$  *Bootis* stars in three wavelength regions in the near infrared. Seven stars of this sample exhibit evidence of shells. It is also important to pay attention to temporal variations of  $V_r$  for both the stellar and circumstellar lines. Many authors have reported lately on the pulsation and variability of some  $\lambda$  *Bootis* stars (Weiss et al. 1994, Kuschnig et al. 1994a, b, Paunzen et al. 1995a, b, Paunzen 1995, Bohlender et al. 1996) and Holweger and Rentsch-Holm (1995) have mentioned a  $V_r$  variation of the CS component of HD 111786 between 1990 and 1994. At the earlier date the CS component is slightly blue shifted, while at the second date it is red shifted. Faragiana et al. (1997) consider this star to be a spectroscopic binary whose  $\lambda$  *Bootis* primary has a high rotation speed, while the secondary has an F type and a slow rotation; one of the two components pulsates.

## 2. Observations and reduction

### 2.1. Observations

The first difficulty we encounter in a study on the  $\lambda$  *Bootis* stars is that of establishing a list of candidates. Not all the  $\lambda$  *Bootis* classifications are based on the same criteria, although Gray (1988) has proposed a clear working definition. The stars selected for our survey come from those recognised as being  $\lambda$  *Bootis* stars according to spectroscopic criteria. Our first sources were Gray (1988) and Gray & Garrison (1987, 1989a, b). We subsequently used three other papers by Abt (1984), Abt & Morrell (1995) and Andriolat et al. (1995). Such a choice can obviously reveal some disagreement between these authors, our Table 1 showing that many stars considered as  $\lambda$  *Bootis* by Abt or Abt and Morrell are not classified  $\lambda$  *Bootis* by Gray and Garrison.

According to Gray (1988) some stars were classified in the literature as  $\lambda$  *Bootis* on the basis of a weak MgII  $\lambda$  4481 line, but some other groups of stars display the same feature, as for example many Ap and helium-weak

Send offprint requests to: B. Hauck

stars. Thus we can understand why some stars classified  $\lambda$  *Bootis* by Abt are classified Ap by other authors.

The above discussion shows the difficulty in selecting real  $\lambda$  *Bootis* stars. Some authors (Baschek et al. 1984, Faraggiana et al. 1990) have used UV criteria, but due to the small number of stars in their sample it is not sure if they really are a general property of  $\lambda$  *Bootis* stars. Faraggiana (1987) well resumed the situation before the work of Gray (1988), while Gerbaldi and Faraggiana (1993) have produced a list of what we could call real  $\lambda$  *Bootis* stars. However, such a list would now need to be revised by adding new stars.

It may be seen from Table 1 of Gerbaldi and Faraggiana (1993) that among the stars of our Table 1 the following are considered to be real  $\lambda$  *Bootis* stars: HD 31295, HD 38545, HD 110411, HD 111604, HD 125162 and HD 221756. A survey of the literature allows us to propose some more stars: HD 36496, HD 39283 from Andriolat et al. (1995), while HD 217782 was proposed by Parenago (1958) as a  $\lambda$  *Bootis* star and this property was confirmed by Andriolat et al.

It will be seen in section 3 that we propose the exclusion of four stars from the  $\lambda$  *Bootis* group: HD 47152, HD 108283, HD 204965 and HD 225180. HD 159082 and HD 196821 are also classified as HgMn stars and, taking into account the remark of Gray (1988), they may also be excluded. The status of HD 112097 is not very clear. This star is classified as Am by Levato and Abt (1978) and is classified F0Vp ( $\lambda$  *Bootis*, met: A7) by Abt and Morrell (1995). Photometric data (see section 3) agree with  $\lambda$  *Bootis* type, this star being slightly metal-deficient. HD 110377 is found to be a  $\delta$  *Sct* star by Peniche et al. (1981).

The remaining stars have either an alternate classification or are classified only by Abt (1984) or Abt and Morrell (1995). Gray and Garrison (1987, 1989a, b) have classified the following stars as normal, while Abt or Abt and Morrell classified them as  $\lambda$  *Bootis*: HD 11503, HD 16811, HD 30739, HD 118623, HD 125489, HD 153808, HD 161868, HD 210418, HD 214454 and HD 220061.

HD 34787 is classified as  $\lambda$  *Bootis* by Abt and Morrell (1995), while Faraggiana et al. (1990) have excluded it. Finally HD 2904, HD 5789 and HD 109980 are classified as  $\lambda$  *Bootis* only by Abt and Morrell and HD 141851 by Abt. Such an enumeration of disagreement clearly shows the necessity for a critical survey by a spectroscopic specialist of all  $\lambda$  *Bootis* stars and  $\lambda$  *Bootis* candidates. Since the submission of this paper, a consolidated catalogue of  $\lambda$  *Bootis* stars has been lately published (Paunzen et al. 1997) and surely it could play this role.

Some of these stars are already mentioned in the literature as having circumstellar matter. They are HD 38545 (Strenburg 1993, Bohlender and Walker 1994, Paper I), HD 39283 (Andriolat et al. 1995), HD 108283 (Jaschek et al. 1991) and HD 217782 (Andriolat et al. 1995). Concerning HD 31295, HD 110411 and HD 221756, Strenburg (1993) mention the presence of a marginal shell. For some

stars of our sample an IR excess is mentioned in the literature. King (1994) has found such an excess for HD 31295, HD 125162 and HD 161868 and a marginal excess for HD 111604. Cheng et al. (1995) find an IR excess for HD 110411.

Our observations were made during four sessions at the Haute-Provence Observatory in November 1994, February 1995, May 1995 and October-November 1995, using the 1.52 m telescope equipped with the AURELIE spectrograph. The detector is a double-element TH7832 with sets of 2048 photodiodes of 750 x 13 mm. Two gratings were used ( $N^\circ$  7 with 1800 lines/mm and  $N^\circ$  2 with 1200 lines/mm). More details on AURELIE can be found in Gillet et al. (1994).

Table 1 lists the stars observed during the four sessions, together with some of their characteristics. The fourth column, S1, gives the source of  $\lambda$  *Bootis* classification. Spectral types are from Abt and Morrell (column 6) and Gray and Garrison (column 7). Radial velocities are from the Bright Star Catalogue (Hoffleit and Jaschek, 1982), while  $V \sin i$  is taken from Abt and Morrell (1995) and photometric data, including  $m_v$ , are taken from the Geneva Database. Table 2 gives a record of the new observations, the latter being made in the following spectral regions:  $H\gamma$ , CaII-K, NaI-D and for a few stars, at  $H\alpha$  and  $H\beta$ .

## 2.2. Radial velocities of photospheric lines

As in Paper I, we have taken advantage of an excellent signal-to-noise ratio to determine the radial velocity of the main photospheric lines ( $H\alpha$ ,  $H\beta$ ,  $H\gamma$ ,  $H\delta$  and CaII-K). It is recalled that two procedures were used to derive the radial velocity. Each line was measured twice: by parabolic fit from the bottom of the profile and by the gravity centre of its lower part, limited by a straight horizontal line. Table 3 gives these two measurements for each observed line. In this table, radial velocities are given to one decimal digit, for the following reason. The wavelength of the line's bottom is defined by the minimum of the parabola fitted on  $N \pm 7$  point in the line core, and its precision is given approximately by the formula:

$$\Delta X \simeq \frac{2}{\sqrt{N-2}} \frac{\text{sampling step}}{S/N} \quad (1)$$

obtained by a similar way as the formula given by Gerstenkorn et al. (1977). With a 0.1 Å step for grating  $N^\circ 2$  and  $S/N \geq 300$ , we therefore obtain  $\Delta X \simeq 3 \cdot 10^{-4}$  Å, which is lower than the error of the Th-Ar dispersion curve, 0.015 Å. For a  $\lambda$  of 4000 Å (Ca II), this represents, in RV of the parabolic fit, a precision of  $\sim 1 \text{ km s}^{-1}$ , thus justifying the 1-decimal digit of RVs in Table 3.

In general, the radial velocities of the hydrogen lines are in agreement, although they are sometimes different from those of CaII-K. In paper I, we suggested that these differences may be explained either by the different velocities of the hydrogen winds and of ionised calcium (stratifi-

cation of the elements) or by the presence of a binary system whose spectral components vary in phase opposition, the hottest component showing H-lines and the coolest Ca II-K line. In some cases our mean radial velocities show a marked difference with those given by Hoffleit and Jaschek (1982). We will revert to these points in section 5.

### 2.3. Radial velocities of shell lines

All the line profiles were examined carefully to detect a CS component. In addition to HD 16955 and HD 204965, already discussed in paper I, we found eight more stars with such a component. Figure 1 shows the profile of the CaII-K line for these stars. It may be noted that no clearly pronounced CS component was found for HD 39283, while Andriolat et al. (1995) consider this star as LB shell. The radial velocity and the equivalent width of the CS component were then determined. Table 4 gives for each star these two quantities.

We obtained a spectrum of the CaII-K line of the  $\lambda$  *Bootis* prototype star (HD 125162), which deserves special mention. Barring errors on our part, no CaII-K line profiles of HD 125162 have been published up to the present.

Figure 2 shows this line, between  $H_\epsilon$  and  $H_\delta$ , for  $\lambda$  *Boo* and HD 31295 ( $\pi^1$  Ori), which has the same spectral type (A0V) and the same projected rotation velocity ( $V \sin i = 105 \text{ km s}^{-1}$ ). The equivalent CaII-K widths are respectively:

$$W_{CaII-K} = 400.8 \text{ m}\text{\AA} (\lambda \text{ } \textit{Boo})$$

$$W_{CaII-K} = 637.6 \text{ m}\text{\AA} (\text{HD } 31295)$$

Figure 3 shows an enlargement of the  $\lambda$  *Boo* CaII-K line illustrated in Figure 2.

Contrary to what one would expect, this star has no circumstellar component in fine absorption, but what would appear to be two slight components in emission. It will be seen that at the bottom of the CaII-K line of  $\lambda$  *Boo* two weak emissions that are well separated from each other appear above the photospheric profile. They may be compared with what appears on the  $H_\gamma$  line of the Be star HD 47054 in Ballereau et al. 1995 (p. 440). However, this emission was only observed on one profile and has to be confirmed by further observations.

### 3. Photometric data

Data for table 1 are taken from the Geneva Database maintained by G. Burki. B2-V1 is a temperature parameter,  $d$  a luminosity parameter,  $\Delta m_2$  a blanketing parameter and  $\Delta$  a parameter sensitive to luminosity and blanketing. Before using B2-V1 to determine  $T_{\text{eff}}$ , we have to consider if the stars are reddened. For this we can first of all use the Strmgren photometry and then the code developed by Knzli et al. (1997). Only HD 225180 was detected as being reddened.

As regards a luminosity effect on B2-V1, Hauck (1985) has shown that as far as classes V to III are concerned the  $T_{\text{eff}}$  vs B2-V1 relation is not influenced by luminosity effect.  $T_{\text{eff}}$  was derived from a relation between  $T_{\text{eff}}$  and B2-V1 (Hauck 1994). The precision of such a  $T_{\text{eff}}$  is of order of  $\pm 200 \text{ K}$ . Hauck & Knzli (1996) have shown that the  $T_{\text{eff}}$  determined by the relation between  $T_{\text{eff}}$  and B2-V1 have an accuracy of the same order as those determined by the code of Knzli et al. (1997), i.e.  $\pm 200 \text{ K}$ . Since many  $\lambda$  *Bootis* stars have a high  $V \sin i$  value it should be recalled that B2-V1 is affected by such high values (Hauck and Slettebak 1989). Stars with high  $V \sin i$  values have too red a B2-V1 value. For A1 stars for instance, the mean B2-V1 value for  $V \sin i$  values between 0 and 100 is 0.134 while it is -0.100 for  $V \sin i$  values between 200 and 400. Thus for the latter stars the  $T_{\text{eff}}$  value given in Table 1 is only an estimate of the real  $T_{\text{eff}}$ .

Since the  $\lambda$  *Bootis* stars are metal-deficient, it is interesting to use the properties of the Geneva system to consider whether the stars of our sample meet this assumption.  $\Delta m_2$ , the difference between  $m_2(\text{stars}) - m_2(\text{Hyades})$ , is a blanketing parameter, well-correlated to [Fe/H] (Hauck 1978). Stars with a negative  $\Delta m_2$  value have a lower [Fe/H] than the Hyades stars. According to  $\Delta m_2$ , the following stars are metal-deficient: HD 36496, HD 110377, HD 111604, HD 141851, a few others being only slightly metal-deficient ( $-0.028 \leq \Delta m_2 \leq -0.018$ ).

Some other stars possess interesting photometric properties:

HD 108283 has a positive value of  $\Delta m_2$  (of the same order as an Am or Ap star) and we may assume that this star does not belong to the  $\lambda$  *Bootis* group. It is mentioned as Sr? by Renson (1992), classified as A9 IVnp Sr II by Gray and Garrison (1989) but A9 Vp ( $\lambda$  *Boo*) by Abt and Morrell (1995). Jaschek et al. (1991) found a moderate shell for this star. We have also found shell components for the same star.

HD 47152 is a well-known *Hg* star (Osawa 1965) and this is confirmed by its positive value of the  $\Delta(\text{V1-G})$  parameter.

HD 204965 has high  $d$  and  $\Delta$  values and thus in a  $d$  vs  $\Delta$  diagram it is located in the region of luminosity class III stars. Iliev and Barzova (1995) have recently confirmed the assumption that  $\lambda$  *Bootis* stars are main-sequence stars. So we may wonder if HD 204965 belongs to the  $\lambda$  *Bootis* group. We can also reach the same conclusion for HD 225180, which is classified by Gray and Garrison (1987) as A1 II-III and this is confirmed by our  $d$  and  $\Delta$  parameters. This star is reddened, therefore we cannot derive a  $\Delta m_2$  value.

Thus, on the basis of the photometric data, we can exclude these four stars from the  $\lambda$  *Bootis* group.

#### 4. Stars with circumstellar component

As mentioned in section 2.3, we have found eight stars, in addition to HD 16955 and HD 204965 already discussed in paper I, presenting a CS component and we have used a relation proposed by Higurashi and Hirata (1978) to derive the extension of the shell. This relation is:

$$r/r^* = (\Delta V_{1/2}/V \sin i)^{1/(1+j)} \quad (2)$$

where  $r/r^*$  is the extension of the shell in stellar radius,  $\Delta V_{1/2}$  the half-width at half-depth and  $j$  a parameter depending from the rotation law of the shell gas. In our case, keplerian rotation,  $j = 1/2$ .

We have applied it to the stars of our sample with a CS component, Table 4 showing the results of our calculations.

In addition to the stars of table 4, we have found two stars for which the presence of a CS component is less marked: HD 39283 and HD 108283. On the basis of its photometric data HD 108283 is not a  $\lambda$  *Bootis* star but an Am or Ap star. No evidence has been found for a CS component in the case of HD 31295 and HD 110411, whereas Sturenburg (1993) finds a marginal CS component for both of these stars. For HD 110411, Holweger and Rentzsch-Holm (1995) find a very weak CS component.

The presence of a CS component in the stars of table 4 is confirmed by some other studies. Andriolat et al. (1995) also find a CS component for HD 38545 and HD 217782. Furthermore, Sturenburg (1993) and Bohlender & Walker (1994) indicate the presence of a CS component for HD 38545. The fact that some authors find a CS component and others do not is perhaps due to a temporal variation of this CS component. In September 1993, we noticed such a CS component in the spectrum of HD 204965 and in October 1995 this component had disappeared.

Several of our programme stars display the sodium doublet. These stars are listed in Table 5, which includes some of their spectroscopic characteristics and the extension of the circumstellar shell, for which the relation of Higurashi and Hirata (1978) was used, as in the case of CaII-K. Five of the stars in Table 5 possess a CS component on the CaII-K line.

The 14 other stars observed in the NaID region do not display the NaID doublet, either because it is too weak or because it is completely masked by the telluric lines which overcrowd this spectral domain.

A comparison of the RVs of the CaII-K CS component (Table 4) with the NaI doublet (Table 5) reveals that they are always similar to each other. It may be assumed that these ions are associated in the expansion/contraction movement of the circumstellar shell. It is also noted that the absorption shell of NaI is inside that of CaII. Special mention is made of the sodium doublet of HD 225180, shown in Figure 4. These lines are strong and all the lines of the optical spectrum possess a shell component. The

NaI doublet presents a double structure in which a photospheric and a red-shift shell component may be identified. The shell component has an asymmetric background.

The RVs of the points of inflexion on each blue edge are  $-39.5 \text{ km s}^{-1}$  (5890 Å) and  $-36.0 \text{ km s}^{-1}$  (5896 Å) respectively. Close to the stellar continuum, at  $I = 0.96$ , the total width of each line is  $83.2 \text{ km s}^{-1}$  and  $77.7 \text{ km s}^{-1}$  and the RV line at this level is  $-21.0$  and  $-20.7 \text{ km s}^{-1}$ .

Finally, the velocity gradient along each line is  $+12.6 \text{ km s}^{-1}$  and  $+12.1 \text{ km s}^{-1}$  respectively, indicating a circumstellar movement towards the star (onfall).

#### 5. Discussion

##### 5.1. Difference of $V_r$ between $H_8$ and CaII-K lines

As noticed in Paper I, we may remark in some cases a difference between the radial velocity deduced from  $H_8$  and that from CaII-K. Our sample is now sufficiently large to see clearly from the data of table 3 that this is not a general property since nearly half of the sample does not exhibit such a gradient, including  $\lambda$  *Boo* itself. Moreover, no correlation has been found between the presence or absence of this gradient and one of the criteria, or suspected criteria, such as the IR excess or UV depression. However, as can be seen from Table 1, nearly all the stars studied are spectroscopic binaries or have a variable radial velocity. Thus we can assume that this difference is due to the binarity of these stars.

##### 5.2. Variation of $V_r$ between two periods of observations

A variation of  $V_r$  between two or more periods of observations could be an indication of binarity or of pulsation. There are too few measurements for a clear conclusion to be reached from our observations. We can only remark that of the six stars for which we have data in the same spectral regions at two or three epochs only one (HD 204965) exhibits a severe change of radial velocity in one year and one (HD 38545) a moderate change, while the other four (HD 31295, HD 34787, HD 210418 and HD 220061) are seen to undergo no, or only a small, change.

##### 5.3. Difference of $V_r$ between the photospheric lines and the circumstellar lines

We can consider the difference of  $V_r$  between the photospheric line and the circumstellar line for stars for which a circumstellar component has been detected on the CaII-K line. This difference may be interpreted as being the radial component of the circumstellar gas movement. This gradient is positive for the following stars, indicating a fall of the gas on the star: HD 2904, HD 16811. For the following stars the gradient is negative, indicating an expansion of the gas: HD 5789, HD 34787 (in 1994 and 1995), HD 141851, HD 161868, HD 217782. The gradient is slightly negative for HD 38545. Two stars of the 1993 mission that

also show an onfall, HD 16955 and HD 204965, can be added to the first of the above-mentioned group.

#### 5.4. Rotation velocities of $\lambda$ *Bootis* stars with a CS component

Holweger and Rentzsch-Holm (1995) have shown that the  $\lambda$  *Bootis* stars with detectable CS gas are to be found preferably among rapid rotators. This is still true if we consider our results. With the exception of HD 204965 and HD 221756, all the stars of Table 4 possess  $V \sin i$  values that are greater than  $100 \text{ km s}^{-1}$ . However, on the basis of their photometric data, these two stars cannot be considered to be  $\lambda$  *Bootis* stars. It may also be remarked that not all  $\lambda$  *Bootis* stars with a  $V \sin i$  value in excess of  $100 \text{ km s}^{-1}$  exhibit a CS component.

Holweger and Rentzsch-Holm thus conclude that  $V \sin i$  is the prime factor responsible for the presence or absence of CS absorption in CaII-K. They also make the assumption that  $\lambda$  *Bootis* stars are pre-main-sequence objects that are still accreting material left over from the protostellar phase. Our discussion in 5.3 shows that it is difficult to confirm or rule out this assumption on the basis of the difference of  $V_r$  between the photospheric lines and the circumstellar lines.

## 6. Conclusions

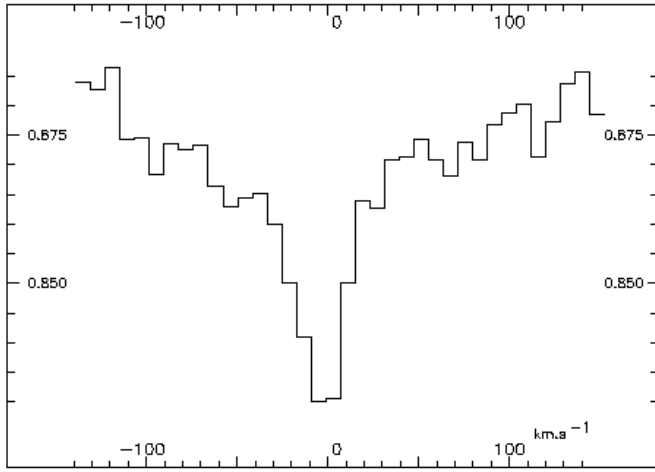
Our observations confirm the presence of CS gas around eight  $\lambda$  *Bootis* stars, more particularly among the most rapid rotators. This is in line with the recent study of Holweger and Rentzsch-Holm (1995), who conclude that these stars are in the pre-main-sequence phase of evolution. Furthermore, our data show that the intensity of the CS component is variable on a timescale of months or years. As the actual time resolution of the observations does not cover a timescale of days we cannot arrive at a conclusion for this timescale. The analysis of the photometric data confirms that four  $\lambda$  *Bootis* candidates can be excluded from the  $\lambda$  *Bootis* group.

*Acknowledgements.* This research has made use of the SIMBAD database, operated at the CDS, Strasbourg, France. One of us (BH) is grateful to the Fonds National suisse de la Recherche Scientifique, which gave its support to part of the research.

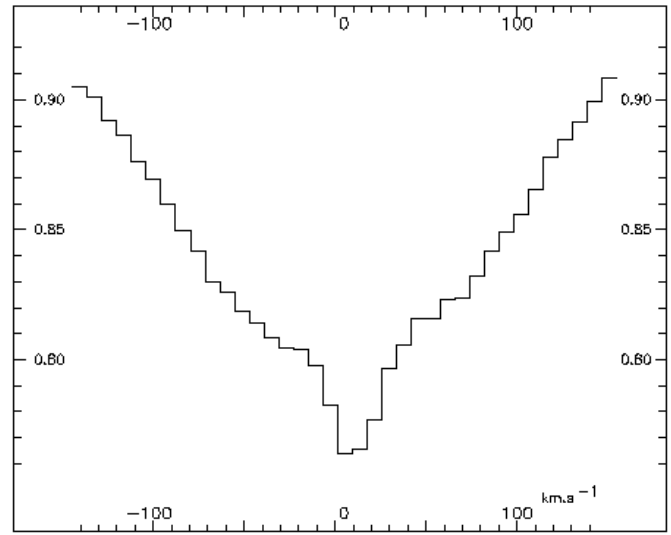
## References

Abt H.A., 1984, in *The MK Process and MK Classification*, R.F. Garrison (Ed.), David Dunlap Observatory, p. 340  
 Abt H.A., Morrell N.I., 1995, *ApJS* 99, 135  
 Andrillat Y., Jaschek C., Jaschek M., 1995, *A&A* 299, 493  
 Ballereau D., Chauville J., Zorec J., 1995, *A&AS* 111, 423  
 Baschek B., Heck A., Jaschek C., et al., 1984, *A&A* 131, 378  
 Bohlender D.A., Walker G.A.H., 1994, *MNRAS* 266, 891  
 Bohlender D.A., Gonzalez J.-F., Kennelly E.J., 1996, *A&A* 307,

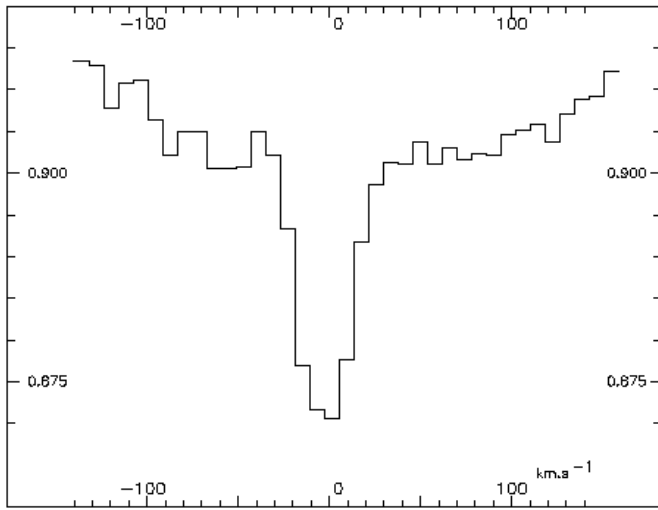
Cheng K.P., Bruhweiler F.C., Kondo Y., Grady C.A., 1992, *ApJ* 396, L83  
 Cowley A., Cowley C., Jaschek M., Jaschek C., 1969, *AJ* 74, 375  
 Faraggiana R., 1987, *Astrophys. Space Sci.* 134, 381  
 Faraggiana R., Gerbaldi M., Bhm C., 1990, *A&A* 235, 311  
 Faraggiana R., Gerbaldi M., Burnage R., 1997, *A&A* 318, 21  
 Gerbaldi M., Faraggiana R., 1993, in *ASP Conf. Series* 44, 368  
 Gerstenkorn S., Luc P., Perrin A., Chauville J., 1977, *A&A* 58, 255  
 Gillet D., Burnage R., Kohler D., et al., 1994, *A&AS* 108, 1  
 Gray R.O., Garrison R.F., 1987, *ApJS* 65, 581  
 Gray R.O., 1988, *AJ* 95, 220  
 Gray R.O., Garrison R.F., 1989a, *ApJS* 69, 301  
 Gray R.O., Garrison R.F., 1989b, *ApJS* 70, 623  
 Hauck B., 1978, *A&A* 63, 273  
 Hauck B., 1985, in *Calibration of Fundamental Stellar Quantities*, eds. D.S. Hayes et al., 271-284  
 Hauck B., Slettebak A., 1989, *A&A* 214, 153  
 Hauck B., 1994, in *The MK Process at Fifty Years*, eds. C. Corbally & R.F., Garrison A.S.P. Conference Series Vol. 60, p. 157  
 Hauck B., Ballereau D., Chauville J., 1995, *A&AS* 109, 505  
 Hauck B., Knzli M., 1996, *Baltic Astronomy*, 5, 303  
 Higurashi T., Hirata R., 1978, *PASJ* 30, 615  
 Hoffleit D., Jaschek C., 1982, *The Bright Star Catalogue*, Yale Univ. Obs., New Haven  
 Holweger H., Rentzsch-Holm I., 1995, *A&A* 303, 819  
 Iliiev I.K., Barzova I.S., 1995, *A&A* 302, 735  
 Jaschek M., Andrillat Y., Jaschek C., 1991, *A&A* 250, 127  
 King J.R., 1994, *MNRAS* 269, 209  
 Knzli M., North P., Kurucz R.L., Nicolet B., 1997, *A&AS* 122, 51  
 Kuschnig R., Paunzen E., Weiss W.W., 1994, *IBVS* 4069, 1  
 Kuschnig R., Paunzen E., Weiss W.W., 1994, *IBVS* 4070, 1  
 Levato H., Abt H.A., 1978, *PASP* 90, 429  
 Osawa K., 1965, *Ann. Tokyo Astron. Obs. 2nd Series*, IX, 123  
 Parenago P.P., 1958, *Soviet Astron.* 2, 151  
 Paunzen E., 1995, *IBVS* 4254, 1  
 Paunzen E., Duffee B., 1995, *IBVS* 4255, 1  
 Paunzen E., Heiter U., Weiss W.W., 1995, *IBVS* 4191, 1  
 Paunzen E., Weiss W.W., Heiter U., North P., 1997, *A&AS* 123, 93  
 Peniche R., Peña J.H., 1981, *PASP* 93, 735  
 Renson P., 1992, *Bull. CDS* 40, 97  
 Sadakane K., Nishida M., 1986, *PASP* 266, 479  
 Sturenburg S., 1993, *A&A* 277, 139  
 Venn K.A., Lambert D.L., 1990, *ApJ* 363, 234  
 Weiss W.W., Paunzen E., Kuschnig R., Schneider H., 1994, *A&A* 281, 797



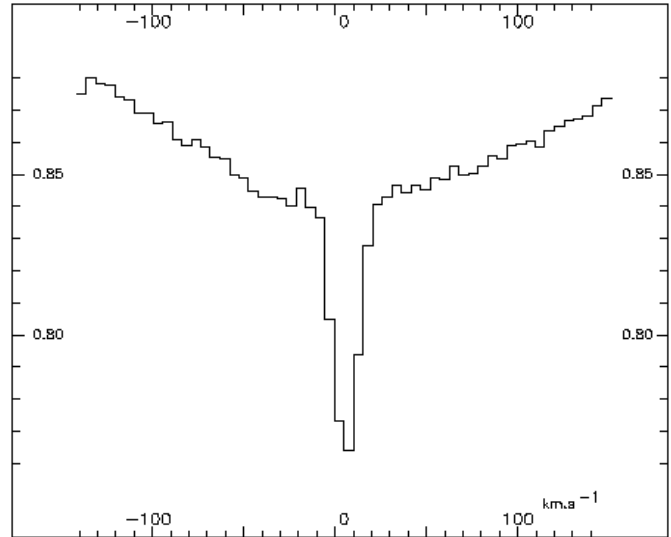
**Fig. 1a.** CaII-K line profile for HD 2904.



**Fig. 1c.** as Fig. 1a for HD 16811.



**Fig. 1b.** as Fig. 1a for HD 5789.



**Fig. 1d.** as Fig. 1a for HD 34787 11/11/94.

**Table 1.** General data for the observed stars

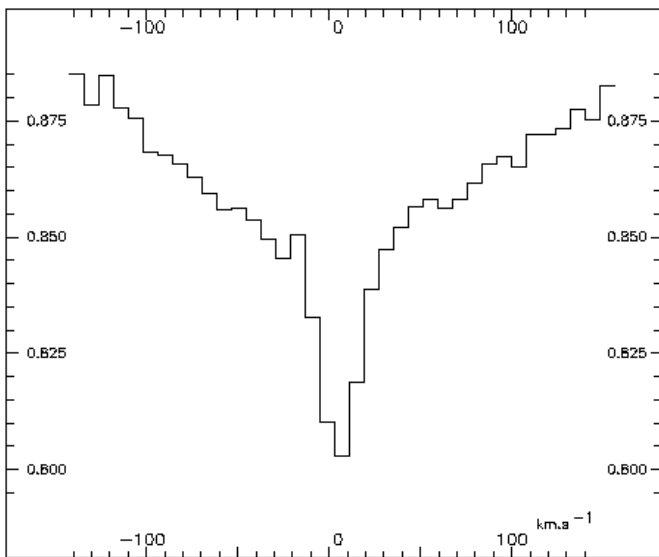
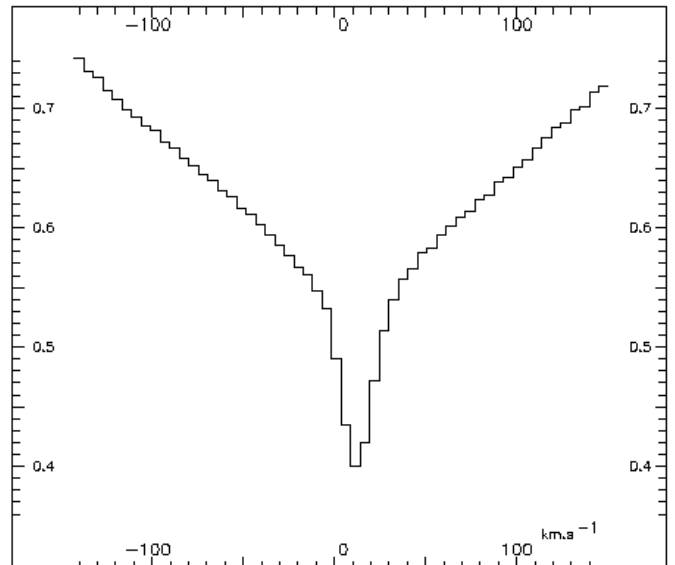
name	HR	HD	S1	V	Sp	Sp	S2	RV	$v \sin i$	B2-V1	d	$\Delta m_2$	$\Delta$	$T_{\text{eff}}$
					Abt & Morrell									
	129	2904	3	6.42	A0Vnn( $\lambda$ <i>Boo</i> )	A0Vn	2	-10	225:	-0.149	1.480		0.461	9400
	283	5789	3	6.04	B9.5Vnn( $\lambda$ <i>Boo</i> )	B9.5Vn	2	+1SB	230:					
$\gamma^1$ Ari	545	11503	3	4.83	A0Vp( $\lambda$ <i>Boo</i> )n	B9.5IVn	1	+4V	185					
$\mu$ Ari	793	16811	2	5.73	A0Vn	A0IVn	1	-7V	160	-0.161	1.446		0.444	9500
	1137	23258	3	6.10	A0Vp( $\lambda$ <i>Boo</i> )	A0V	2	+15SB	110	-0.141	1.381		0.494	9300
$\pi^2$ Ori	1544	30739	3	4.36	A0Vp( $\lambda$ <i>Boo</i> )n	A0.5IVn	1	+24SB	195	-0.136	1.542		0.539	9200
$\pi^1$ Ori	1570	31295	1	4.65	A0Vp( $\lambda$ <i>Boo</i> )	A0Va( $\lambda$ <i>Boo</i> )	1	+13V	105	-0.091	1.372	-0.010	0.524	8800
16 Cam	1751	34787	3	5.23	B9.5Vp( $\lambda$ <i>Boo</i> )n	A0Vn	2	+12SB	200:	-0.163	1.534		0.458	9400
	1853	36496	4	6.26	A5Vn	A8Vn	2	-15V?	180	0.034	1.196	-0.029	0.354	7700
131 Tau	1989	38545	1	5.72	A2IVn+sh	A2Va( $\lambda$ <i>Boo</i> )	1	+21V	175	-0.087	1.526	-0.015	0.588	8700
$\xi$ Aur	2029	39283	4	4.99	A1IVp	A1Va	1	-12V?	55	-0.115	1.492		0.598	9000
53 Aur	2425	47152	3	5.79	A2Vp( $\lambda$ <i>Boo</i> )	B9np	2	+18V?	25	-0.161	1.368		0.413	9500
14 Com	4733	108283	3	4.95	A9Vp( $\lambda$ <i>Boo</i> )	A9IVnpSr	1	-4SB1	85	0.081	1.419	0.018	0.539	7400
9 CVn	4811	109980	3	6.37	A6Vp( $\lambda$ <i>Boo</i> )	A7Vn	2	-15	255:	0.006	1.272	-0.023	0.445	7900
27 Vir	4824	110377	3	6.19	A6Vp( $\lambda$ <i>Boo</i> )	A7Vn	2	+9SB	160	0.010	1.266	-0.038	0.401	7900
$\rho$ Vir	4828	110411	1	4.88	A0Vp	A0Va( $\lambda$ <i>Boo</i> )	1	+2SB	140	-0.092	1.407	-0.021	0.525	8800
	4875	111604	2	5.89	A5Vp( $\lambda$ <i>Boo</i> )	A3V	2	-14V	180	-0.007	1.415	-0.037	0.482	8000
41 Vir	4900	112097	3	6.25	F0Vp( $\lambda$ <i>Boo</i> )	B9III	2	-10SB	61	0.080	1.127	-0.020	0.283	7400
25 CVn	5127	118623	3	4.82	F0Vp( $\lambda$ <i>Boo</i> )n	A7Vn	1	-6V1	90	0.040	1.280	-0.017	0.420	7600
$\lambda$ <i>Boo</i>	5351	125162	1	4.18	A0Vp( $\lambda$ <i>Boo</i> )	A0Va( $\lambda$ <i>Boo</i> )	1	-8	110	-0.081	1.400	-0.013	0.546	8700
	5368	125489	3	6.19	F0Vp( $\lambda$ <i>Boo</i> )	A7V	1	-22V	145					
36 Ser	5895	141851	2	5.11	A3Vp(*)n	A3Vn	2	-8V	185	-0.049	1.388	-0.041	0.491	8400
$\epsilon$ Her	6324	153808	3	3.92	A0IVp( $\lambda$ <i>Boo</i> )	A0IV	1	-25SBO	50	-0.161	1.394		0.409	9500
	6532	159082	3	6.42	A0IVp( $\lambda$ <i>Boo</i> )	B9.5V	2	-12SBO	30					
$\gamma$ Oph	6629	161868	2	3.75	A0Vp(*)n	A0Van	1	-7SB?	185	-0.124	1.459		0.549	9000
	7903	196821	3	6.08	A0IIIp( $\lambda$ <i>Boo</i> )s	A0III	2	-37SB?	10	-0.185	1.522		0.426	10200
	8237	204965	2	6.02	A2Vp(*)	A3V	2	-17SB	85	-0.090	1.606	0.005	0.672	8700
$\theta$ Peg	8450	210418	2	3.53	A2V	A2m1IV-V	1	-6SB2	130	-0.086	1.461	-0.013	0.564	8700
9 Lac	8613	214454	3	4.63	F0Vp( $\lambda$ <i>Boo</i> )	A7IV-V	1	+12SB	93	0.050	1.298	-0.003	0.453	7600
2 And	8766	217782	4	5.10	A1V	A3Vn	2	+2SB	195	-0.075	1.567	-0.023	0.605	8600
$\tau$ Peg	8880	220061	2	4.60	A5Vp( $\lambda$ <i>Boo</i> )	A5V	1	+16V	135	-0.005	1.382	-0.019	0.507	8000
15 And	8947	221756	1	5.59	A1Vp(*)	A1Va( $\lambda$ <i>Boo</i> )	1	+13V	75	-0.089	1.459	-0.002	0.595	8700
9 Cas	9100	225180	3	5.88	A1Vp( $\lambda$ <i>Boo</i> )	A1II-III	1	-18V	25	0.259	1.805		0.798	

Notes to table

Sources of  $\lambda$  *Boo* type, column 4: 1. Gray (1988) 2. Abt (1984) 3. Abt and Morrell (1995) 4. Andriolat et al. (1995)

Sources of spectral types, column 8: 1. Gray and Garrison (1987, 1989a,b) 2. Cowley et al. (1969)

\* in column 6 is for 4481 wk

**Fig. 1e.** as Fig. 1a for HD 34787 2/11/95.**Fig. 1f.** as Fig. 1a for HD 38545.

**Table 2.** Log of observations (1994-1995)

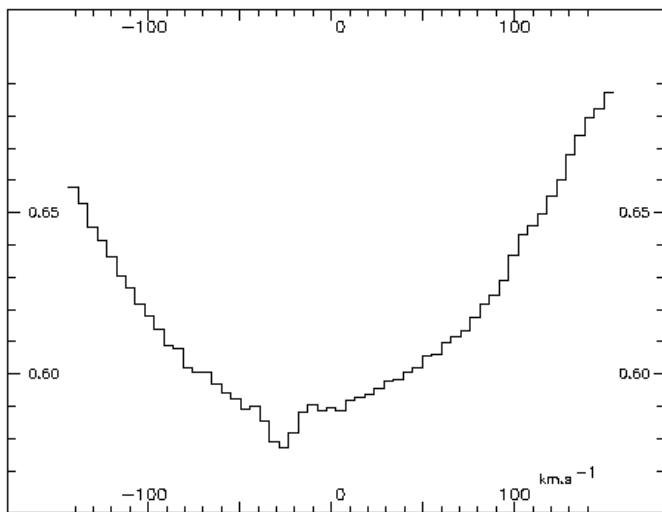
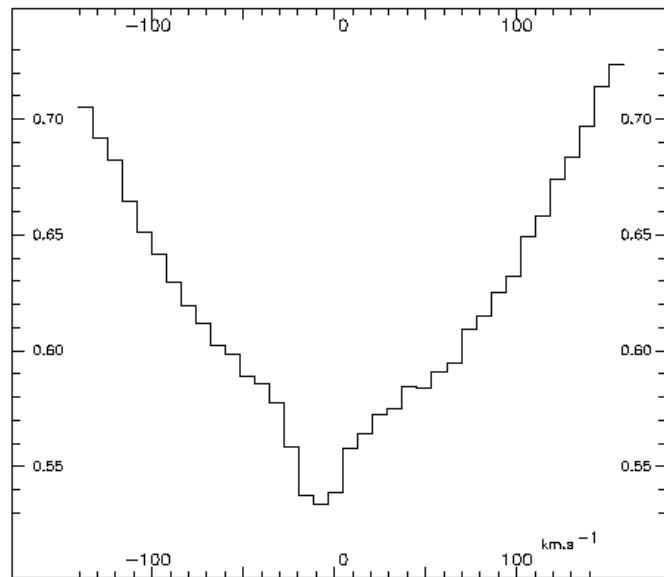
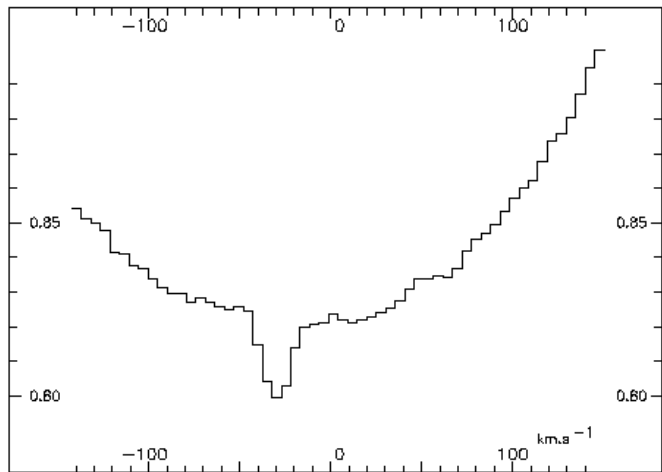
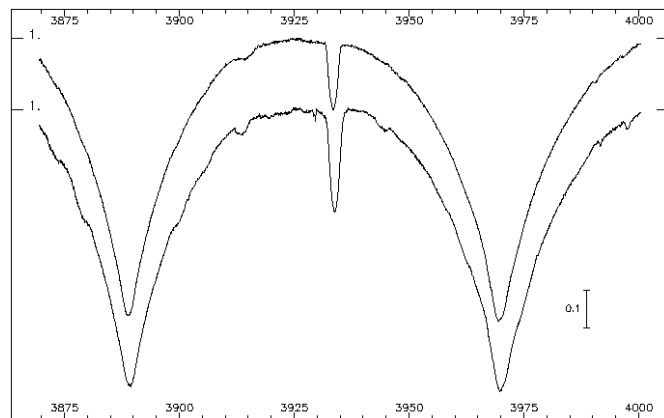
star HD	line(s)	date d/m/y	HJD-2400000	exposure time (min.)	resolution	S/N
2904	$H_8$ -CaIIK	01/11/95	50023.480	158	14000	180
5789	$H_8$ -CaIIK	31/10/95	50022.417	105	14000	450
	NaID	02/11/95	50024.469	120	21000	320
11503	$H_8$ -CaIIK	10/11/94	49667.420	43	23000	380
	$H_\gamma$	11/11/94	49668.389	47	25000	470
16811	$H_8$ -CaIIK	30/10/95	50021.474	76	14000	390
	NaID	03/11/95	50025.419	132	21000	420
23258	$H_8$ -CaIIK	01/11/95	50022.585	98	14000	300
	NaID	03/11/95	50025.551	164	21000	300
30739	$H_\gamma$	11/11/94	49668.436	66	25000	430
31295	$H_\gamma$	11/11/94	49668.510	66	25000	450
34787	$H_8$ -CaIIK	01/11/94	49667.563	62	23000	350
	$H_8$ -CaIIK	02/11/95	50023.675	108	14000	280
	$H_\gamma$	12/11/94	49668.556	62	25000	420
	NaID	03/11/95	50024.559	65	21000	460
36496	$H_8$ -CaIIK	31/10/95	50021.632	120	14000	270
38545	$H_8$ -CaIIK	11/11/94	49667.630	113	23000	350
	$H_\gamma$	12/11/94	49668.653	102	25000	430
	NaID	04/11/95	50025.662	150	21000	300
39283	$H_8$ -CaIIK	31/10/95	50021.694	43	14000	210
	$H_\beta$ *	05/11/95	50026.677	101	17000	600
	NaID	03/11/95	50024.606	64	21000	480
47152	$H_8$ -CaIIK	01/11/95	50022.656	89	14000	160
	NaID	03/11/95	50024.673	120	21000	150
108283	$H_8$ -CaIIK	05/05/95	49843.363	96	23000	350
	NaID*	08/05/95	49846.356	60	34000	400
109980	NaID	10/05/95	49848.389	167	34000	420
110377	NaID	09/05/95	49847.383	167	34000	470
110411	$H_8$ -CaIIK	06/05/95	49844.382	111	23000	450
	$H_\gamma$	07/02/95	49755.582	19	15000	430
	$H_\beta$	10/02/95	49758.608	38	17000	500
	NaID	08/05/95	49846.404	59	34000	520
	$H_\alpha$	10/02/95	49758.671	23	23000	380
111604	$H_8$ -CaIIK	07/05/95	49845.395	161	23000	380
	$H_\gamma$	07/02/95	49755.614	46	15000	420
112097	$H_\gamma$	07/02/95	49755.658	66	15000	260
118623	$H_8$ -CaIIK	05/05/95	49843.438	77	23000	400
	$H_\gamma$	07/02/95	49755.688	16	15000	470
	NaID	08/05/95	49846.448	58	34000	450
	$H_\alpha$	10/02/95	49758.690	27	23000	420
125162	$H_8$ -CaIIK	05/05/95	49843.490	40	23000	450
	NaID	08/05/95	49846.484	23	34000	480
125489	$H_8$ -CaIIK*	06/05/95	49844.995	300	23000	370
	NaID*	09/05/95	49847.983	187	34000	360
141851	$H_8$ -CaIIK	06/05/95	49843.547	77	23000	260
	NaID	08/05/95	49846.530	91	34000	480
153808	$H_8$ -CaIIK	06/05/95	49843.584	22	23000	380
	NaID	09/05/95	49846.568	15	34000	450
159082	$H_8$ -CaIIK*	07/05/95	49845.089	225	23000	300
	NaID	11/05/95	49848.564	103	34000	901
161868	$H_8$ -CaIIK	06/05/95	49843.607	24	23000	310
	NaID	09/05/95	49846.587	22	34000	530
196821	$H_8$ -CaIIK	31/10/95	50022.297	111	14000	200
	NaID	02/11/95	50024.305	120	21000	220
204965	$H_8$ -CaIIK	30/10/95	50021.328	114	14000	300
210418	$H_8$ -CaIIK	10/11/94	49667.253	24	23000	300
	$H_8$ -CaIIK	01/11/95	50023.277	26	14000	400
	$H_\gamma$	11/11/94	49668.266	51	25000	360



**Table 2 (continued).**

star HD	line(s)	date d/m/y	HJD-2400000	exposure time (min.)	resolution	S/N
214454	$H_8$ -CaIIK	10/11/94	49667.290	64	23000	300
	$H_\gamma$	11/11/94	49668.307	54	25000	300
217782	$H_8$ -CaIIK	31/10/95	50022.359	48	14000	380
	NaID	03/11/95	50025.341	82	21000	450
220061	$H_8$ -CaIIK	10/11/94	49667.357	102	23000	250
	$H_8$ -CaIIK	01/11/95	50023.310	55	14000	380
	$H_\gamma$	11/11/94	49668.349	51	25000	300
221756	$H_8$ -CaIIK	01/11/95	50023.373	120	14000	400
	NaID	02/11/95	50024.388	100	21000	520
225180	$H_8$ -CaIIK	30/10/95	50021.407	98	14000	300
	NaID	04/11/95	50026.354	300	21000	400

\*...mean of two spectra (HJDs are averaged, and exposure times added)

**Fig. 1g.** as Fig. 1a for HD 141851.**Fig. 1i.** as Fig. 1a for HD 217782.**Fig. 1h.** as Fig. 1a for HD 161868.**Fig. 2.** Comparison of the spectrum of  $\lambda$  Boo (upper spectrum) and  $\pi^1$  Ori near CaII-K.

**Table 3.** Radial velocities ( $km\ s^{-1}$ ) of photospheric lines (The RV value is taken from the BS Catalogue)

1) NOVEMBER 1994

		$H_8$	CaIIK	$H_\gamma$
HD 11503	parabolic fit	+8.4	+17.3	+12.0
RV = +4 V	gravity centre	+8.7	+16.8	+12.0
	mean	+8.6	+17.1	+12.0
	mean of the 6 measurements = +12.5 $\pm$ 3.5			
HD 30739	parabolic fit			+28.7
RV = +24 SB	gravity centre			+28.7
	mean			+28.7
	mean of the 2 measurements = +28.7			
HD 31295	parabolic fit			+13.7
RV = +13 V	gravity centre			+13.5
	mean			+13.6
	mean of the 2 measurements = +13.6			
HD 34787	parabolic fit	+8.3	+10.1	+8.7
RV = +12 SB	gravity centre	+8.1	+14.5	+9.0
	mean	+8.2	+12.3	+8.9
	mean of the 6 measurements = +9.8 $\pm$ 2.2			
HD 38545	parabolic fit	+11.5	+11.0	+12.1
RV = +21 V	gravity centre	+11.4	+12.6	+12.9
	mean	+11.5	+11.8	+12.5
	mean of the 6 measurements = +11.9 $\pm$ 0.7			
HD 210418	parabolic fit	-8.9	-6.7	-9.7
RV = -6 SB2	gravity centre	-8.4	-10.1	-10.1
	mean	-8.7	-8.4	-9.9
	mean of the 6 measurements = -9.0 $\pm$ 1.2			
HD 214454	parabolic fit	+11.2	+9.2	+10.5
RV = +12 SB	gravity centre	+11.3	+9.1	+11.2
	mean	+11.2	+9.1	+10.8
	mean of the 6 measurements = +10.4 $\pm$ 0.9			
HD 220061	parabolic fit	+0.8	+9.2	+3.9
RV = +16 V	gravity centre	+2.1	+8.6	+3.4
	mean	+1.5	+8.9	+3.7
	mean of the 6 measurements = +4.5 $\pm$ 3.1			

2) FEBRUARY 1995

		$H_\gamma$	$H_\beta$	$H_\alpha$
HD 10411	parabolic fit	-9.2	-7.7	-8.2
RV = +2 SB	gravity centre	-9.2	-8.4	-8.8
	mean	-9.2	-8.1	-8.5
	mean of the 6 measurements = -8.6 $\pm$ 0.5			
HD 111604	parabolic fit	-12.2		
RV = -14 V	gravity centre	-17.6		
	mean	-14.9		
	mean of the 2 measurements = -14.9			
HD 112097	parabolic fit	-7.5		
RV = -10 SB	gravity centre	-7.9		
	mean	-7.7		
	mean of the 2 measurements = -7.7			
HD 118623	parabolic fit	-7.1		-4.3
RV = -6 V	gravity centre	-7.2		-5.3
	mean	-7.2		-4.8
	mean of the 4 measurements = -6.0 $\pm$ 1.2			

3) MAY 1995

		$H_8$	CaIIK
HD 108283	parabolic fit	-21.5	2.3
RV = -4 SB	gravity centre	-22.3	2.7
	mean	-21.9	2.5
	mean of the 4 measurements = -9.7 $\pm$ 12.2		
HD 110411	parabolic fit	-9.4	-6.8
RV = +2 SB	gravity centre	-9.8	-6.9
	mean	-9.6	-6.8
	mean of the 4 measurements = -8.2 $\pm$ 1.4		

**Table 3 (continued).**

HD 111604	parabolic fit	-22.1	-10.2	
RV = -14 V	gravity centre	-22.4	-9.7	
	mean	-22.3	-10.0	
	mean of the 4 measurements = $-16.1 \pm 6.2$			
HD 118623	parabolic fit	-16.5	-8.9	
RV = -6 V	gravity centre	-16.7	-9.0	
	mean	-16.6	-9.0	
	mean of the 4 measurements = $-12.8 \pm 3.8$			
HD 125162	parabolic fit	-9.1	-8.9	
RV = -8	gravity centre	-9.5	-8.2	
	mean	-9.3	-8.6	
	mean of the 4 measurements = $-8.9 \pm 0.4$			
HD 125489	parabolic fit	-30.1	-21.9	
RV = -22 V	gravity centre	-30.7	-22.3	
	mean	-30.4	-22.1	
	mean of the 4 measurements = $-26.2 \pm 4.2$			
HD 141851	parabolic fit	-18.7	-13.3	
RV = -8 V	gravity centre	-18.2	-10.2	
	mean	-18.5	-11.8	
	mean of the 4 measurements = $-15.1 \pm 3.5$			
HD153808	parabolic fit	-27.1	-29.3	
RV = -25SBO	gravity centre	-27.4	-29.1	
	mean	-27.2	-29.2	
	mean of the 4 measurements = $-28.2 \pm 1.0$			
HD 159082	parabolic fit	-59.8	-57.7	
RV = -12 SBO	gravity centre	-58.7	-58.5	
	mean	-59.2	-58.1	
	mean of the 4 measurements = $-58.7 \pm 0.72$			
HD 161868	parabolic fit	-20.5	-20.2	
RV = -7 SB	gravity centre	-20.4	-19.9	
	mean	-20.5	-20.0	
	mean of the 4 measurements = $-20.3 \pm 0.2$			
4) OCTOBER-NOVEMBER 1995				
		$H_8$	CaIIK	$H_\beta$
HD 2904	parabolic fit	-23.2	-3.9	
RV = -10	gravity centre	-25.6	-4.3	
	mean	-24.4	-4.1	
	mean of the 4 measurements = $-14.2 \pm 10.2$			
HD 5789	parabolic fit	1.1	16.8	
RV = +1 SB	gravity centre	0.8	17.2	
	mean	0.9	17.0	
	mean of the 4 measurements = $9.00 \pm 8.1$			
HD 16811	parabolic fit	-1.3	5.3	
RV = -7 V	gravity centre	-1.1	6.1	
	mean	-1.2	5.7	
	mean of the 4 measurements = $2.2 \pm 3.5$			
HD 23258	parabolic fit	14.5	16.4	
RV = +15 SB	gravity centre	14.6	16.4	
	mean	14.6	16.4	
	mean of the 4 measurements = $15.5 \pm 0.9$			
HD 34787	parabolic fit	9.2	10.2	
RV = +12 SB	gravity centre	8.7	13.3	
	mean	9.0	11.8	
	mean of the 4 measurements = $10.4 \pm 1.8$			
HD 36496	parabolic fit	-24.8	-13.2	
RV = -15 V?	gravity centre	-25.1	-13.3	
	mean	-25.0	-13.2	
	mean of the 4 measurements = $-19.1 \pm 5.9$			
HD 39283	parabolic fit	-19.1	-17.1	-17.4
RV = -12 V?	gravity centre	-18.9	-17.2	-17.4
	mean	-19.0	-17.2	-17.4
	mean of the 6 measurements = $-17.9 \pm 0.8$			

**Table 3 (continued).**

HD 47152	parabolic fit	14.5	11.7
RV = +18 V?	gravity centre	14.6	11.8
	mean	14.5	11.8
	mean of the 4 measurements = $13.1 \pm 1.4$		
HD 196821	parabolic fit	-31.8	-24.5
RV = -37 SB?	gravity centre	-31.8	-24.2
	mean	-31.8	-24.4
	mean of the 4 measurements = $-28.1 \pm 3.73$		
HD 204965	parabolic fit	-16.1	-14.4
RV = -17 SB	gravity centre	-16.7	-14.8
	mean	-16.4	-14.6
	mean of the 4 measurements = $-15.5 \pm 0.9$		
HD 210418	parabolic fit	-9.1	-5.4
RV = -6 SB2	gravity centre	-8.9	-4.8
	mean	-9.0	-5.1
	mean of the 4 measurements = $-7.1 \pm 1.9$		
HD 217782	parabolic fit	-3.4	3.2
RV = +2 SB	gravity centre	-4.2	2.6
	mean	-3.8	2.9
	mean of the 4 measurements = $-0.5 \pm 3.36$		
HD 220061	parabolic fit	2.7	9.5
RV = +16 V	gravity centre	3.4	9.3
	mean	3.1	9.4
	mean of the 4 measurements = $6.2 \pm 3.2$		
HD 221756	parabolic fit	12.9	14.2
RV = +13 V	gravity centre	13.2	14.5
	mean	13.0	14.3
	mean of the 4 measurements = $13.7 \pm 0.7$		
HD 225180	parabolic fit	-21.9	-14.0
RV = - 18 V	gravity centre	-22.2	-14.7
	mean	-22.0	-14.4
	mean of the 4 measurements = $-18.2 \pm 3.8$		

**Table 4.** Some data from the circumstellar component of CaII K.

star HD	date	$V_r$ ( $km\ s^{-1}$ )	$W_\lambda$ (mÅ)	$\Delta V_{1/2}$	r/r*
2904	01/11/95	-2.7	13.2	13.35	6.6
5789	31/10/95	-4.1	14.1	16.3	5.8
16811	30/10/95	8.1	19.7	15.0	4.8
16955 <sup>(1)</sup>	20/09/93	2.9	9.6	7.1	8.0
34787	11/11/94	5.2	18.1	8.0	8.5
34787	02/11/95	5.4	16.0	12.15	6.5
38545	11/11/94	11.1	72.2	9.9	6.8
141851	06/05/95	-27.5	2.3	6.9	9.0
161868	06/05/95	-30.3	6.0	8.95	7.5
204965 <sup>(2)</sup>	20/09/93	-18.2	8.1	6.9	5.3
217782	31/10/95	-9.8	20.0	13.75	5.9

<sup>(1)</sup>Star from Paper I ( $V_{\text{ sini }} = 160\ km\ s^{-1}$ )

<sup>(2)</sup>Star from Paper I ( $V_{\text{ sini }} = 85\ km\ s^{-1}$ ). The circumstellar component has vanished on a spectrum dated 30/10/95.

$V_r$  = RV of the component

$\Delta V_{1/2}$  = width of the CaII K line at half-depth;

$W_\lambda$  (mÅ) = Equivalent width, reduced to the stellar continuum

r/r\* = Extension of the circumstellar disk, in stellar radii (see text)

**Table 5.** Some spectroscopic data from 8 programme stars which display the Na I D lines ( $km\ s^{-1}$ )

	Na I 5890					Na I 5896					r/r*
	$R_v$	d	$\Delta V_{1/2}$	$RV_{1/2}$	$W$	$R_v$	d	$\Delta V_{1/2}$	$RV_{1/2}$	$W$	
HD 5789	-3.9	0.821	24.0	-4.5	95.5	-3.7	0.898	21.0	-4.6	45.6	4.7
HD 16811	9.8	0.764	19.2	10.6	108.3	11.0	0.837	21.3	11.8	73.7	4.0
HD 34787	6.5	0.741	20.3	7.4	131.4	6.5	0.821	20.3	6.8	75.7	4.6
HD 38545	13.7	0.836	42.7	17.5	126.8	17.1	0.904	-	-	74.8	2.6
HD 108283	0.3	0.548	43.8	-0.8	355.2	2.8	0.612	46.5	6.9	398.9	2.6
HD 159082	-20.3	0.628	12.0	-20.3	92.4	-20.4	0.700	12.0	-20.4	81.5	1.8
HD 217782	-7.4	0.798	24.1	-8.4	110.2	-7.8	0.883	24.6	-7.0	59.2	4.0
HD 225180	-8.4	0.359	26.3	-8.9	433.9	-8.6	0.406	25.2	-9.2	378.4	1.0

$R_v$  = radial velocity of the deepest point of the line

d = depth of the line, in unit of the continuum intensity ( $I = 1$ )

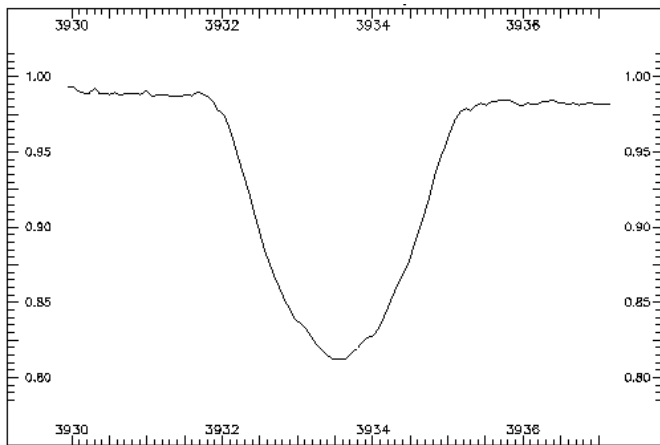
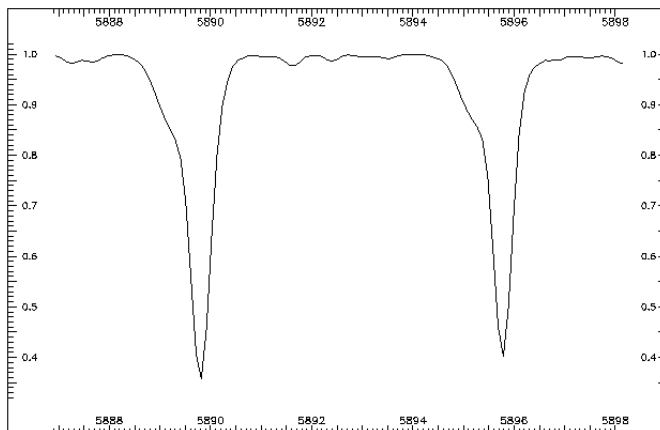
$\Delta V_{1/2}$  = width of the Na I D line at half-depth;

$RV_{1/2}$  = radial velocity of the line at half-depth

$W$  = equivalent width of the line (in mÅ)

r/r\* = extension of the Na I circumstellar cloud, expressed in radii of the central star

The underlined stars are those which present a circumstellar absorption on the Ca II K photospheric line (see Table 4).

**Fig. 3.** CaII-K line profile of  $\lambda$  Boo.**Fig. 4.** Spectrum of HD 225180 near the NaI doublet.