

Absorption of Intergalactic TeV Gamma-Rays

F. W. Stecker¹ & O.C. De Jager²

¹Laboratory for High Energy Astrophysics, NASA Goddard Space Flight Center, Greenbelt,
MD 20771, USA

²Space Research Unit, Potchefstroom University, Potchefstroom 2520, South Africa

Abstract

We discuss the problem of the absorption of very high-energy γ -rays by pair production interactions with extragalactic photons which originate from stellar emission in the infrared, optical and ultraviolet and dust absorption of starlight with reradiation in the mid- and far-infrared. The absorption of γ -rays above 1 TeV is dominated by interactions with infrared photons. We make a new determination of the optical depth of the universe to multi-TeV photons as a function of energy and redshift and use the results to compare with recent spectral data of Mrk 421 and Mrk 501, sources that have been observed in the flaring state up to ~ 10 TeV. For the optical depth calculations, we have made use of a new, *empirically based* calculation of the intergalactic infrared radiation field (IIRF) which we consider to be more accurate than that based on previous theoretical modeling. We also discuss the absorption of sub-TeV γ -rays by starlight photons at high redshifts.

1. Introduction

The magnitude and shape of the intergalactic infrared radiation field (IIRF) are fundamental to understanding the early evolution of galaxies. The IIRF is produced by the emission of radiation from the photospheres of cool stars, dust reradiation, and redshifting to even longer wavelengths. The IIRF is especially sensitive to the “instantaneous” rates of star formation at a given redshift, since much of the energy in bursts of new star formation escapes in the infrared after being reradiated by dust. The study of the IIRF is therefore of great cosmological significance.

We have previously pointed out (Stecker, De Jager and Salamon 1992 (SDS92)) that very high energy γ -ray beams from blazars can be used to measure the intergalactic infrared radiation field, since pair-production interactions of γ -rays with intergalactic IR photons will attenuate the high-energy ends of blazar spectra. Determining the intergalactic IR field, in turn, allows us to model the evolution of the galaxies which produce it. As energy thresholds are lowered in both existing and planned ground-based air Cherenkov light detectors (Cresti 1996), cutoffs in the γ -ray spectra of more distant blazars are expected, owing to extinction by the low energy stellar photons. These can be used to explore the redshift dependence of the stellar emissivity. Furthermore, by using blazars for a determination of attenuation as a function of redshift, combined with a direct observation of the IR background from the *DIRBE* detector on *COBE*, one can, in principle, measure of the Hubble constant H_0 at truly cosmological distances (Salamon, Stecker and De Jager 1994).

The potential importance of the photon-photon pair-production process in high energy astrophysics was first pointed out by Nikishov (1961). Unfortunately, his early paper overestimated the energy density of the IIRF by about three orders of magnitude. However, with the

discovery of the cosmic microwave background radiation, Jelley (1966) and Gould and Schreder (1967) were quick to point out the opacity of the universe to photons of energy greater than 100 TeV. Stecker (1969) and Fazio and Stecker (1970) generalized these calculations to high redshifts, showing that photons originating at a redshift z will be absorbed above an energy of $\sim 100(1+z)^{-2}$ TeV.

There are now over 50 grazars which have been detected by the *EGRET* team (Thompson, *et al.* 1996). These sources, optically violent variable quasars and BL Lac objects, have been detected out to a redshift greater than 2. An *EGRET*-strength “grazar” (observed γ -ray blazar) with a hard spectrum extending to multi-TeV energies is potentially detectable with ground-based telescopes (see the review on the Atmospheric Cherenkov Technique by Weekes (1988)). Pair-production interactions with the cosmic microwave background radiation (CBR) will not cut off the γ -ray spectrum of a low-redshift source below an energy of ~ 100 TeV (see above). However, as pointed out in SDS92, even bright blazars at moderate redshifts ($z > 0.1$) will suffer absorption at TeV energies owing to interactions with the IIRF.

Shortly after SDS92 was published, the Whipple Observatory group reported the discovery of \sim TeV γ -rays coming from the blazar Mrk 421, a BL Lac object with a redshift of 0.031 (Punch *et al.* 1992). This source has a hard, roughly E^{-2} , γ -ray spectrum extending to the TeV energy range (Mohanty, *et al.* 1993; Lin, *et al.* 1994) where the pair-production process involving infrared photons becomes relevant. Following this discovery, we made use of the TeV observations of Mrk 421 to carry out our suggestion of using such sources to probe the IIRF (Stecker and De Jager 1993; De Jager, Stecker and Salamon 1994). This problem was also discussed by Dwek and Slavin (1994) and Biller, *et al.* (1995). The TeV spectrum of Mrk 421 obtained by the Whipple Observatory group (Mohanty *et al.* 1993) showed no significant absorption out to an energy of at least 3 TeV. It is this lack of absorption below 3 TeV which we (Stecker and De Jager 1993) used to put upper limits on the extragalactic infrared energy density in the $\sim 1 \mu\text{m}$ to $8 \mu\text{m}$ wavelength range (see also Dwek and Slavin 1994).

Our upper limits on the IIRF, obtained from the Whipple data on Mrk 421 below 3 TeV, ruled out various exotic mechanisms for producing larger fluxes, such as decaying particles, exploding stars, massive object and black hole models (Carr 1988). They are consistent with the extragalactic near infrared background originating from ordinary stellar processes in galaxies (Stecker, Puget and Fazio 1977; Franceschini *et al.* 1994; see also the papers included in Dwek 1996).

The paper by De Jager, *et al.* (1993) attempted to estimate the IIRF based on preliminary data on the spectrum of Mrk421 given by Mohanty, *et al.* (1993), data which indicated that there may be absorption above 3 TeV in that source. Recent observations of Mrk421 in the flaring state by the same group with much better statistics indicate no absorption or weak absorption out to an energy of at least ~ 8 TeV (McEnery, *et al.* 1997); Thus, the analysis of De Jager, *et al.* (1993) no longer holds. We examine the implications of the new Mrk421 data later in this paper.

Of all of the blazars detected by *EGRET*, only the low-redshift BL Lac, Mrk 421, has been seen by the Whipple telescope. The fact that the Whipple team did not detect the much brighter *EGRET* source, 3C279, at TeV energies (Vacanti, *et al.* 1990, Kerrick, *et al.* 1993) is consistent with the predictions of a cutoff for a source at its much higher redshift of 0.54 (see SDS92). So too is the recent observation of two other very close BL Lacs ($z < 0.05$), *viz.*, Mrk 501 (Quinn, *et al.* 1996) and 1ES2344+514 (Catanese, *et al.* 1997) which were too faint at GeV energies to be seen by *EGRET*.

In this paper, we calculate the absorption coefficient of intergalactic space using a new, empirically based calculation of the spectral energy distribution (SED) of intergalactic low energy photons (Malkan & Stecker 1998) obtained by integrating luminosity dependent infrared spectra of galaxies over their luminosity distribution (as given by their $60\ \mu\text{m}$ luminosity function) and over their redshift distribution. After giving our results on the γ -ray optical depth as a function of energy and redshift out to a redshift of 0.3, we apply our calculations to the high-energy γ -ray spectra of Mrk 421 and Mrk 501 and compare our results with recent spectral data on Mrk 421 as reported by McEnery, *et al.* (1997) and spectral data on Mrk 501 given by Aharonian, *et al.* (1997). The results presented here supercede those of our previous calculations (Stecker & De Jager 1997), which were based more on theoretical models (see discussion in Malkan & Stecker 1998).

2. The Intergalactic Radiation Field

A theoretical upper limit to the intergalactic infrared energy density whose ultimate origin is stellar nucleosynthesis was given by Stecker *et al.* (1977). Direct observational limits on the IIRF, determined by analysis of the *COBE/DIRBE* data with other components subtracted out, has been given by Hauser (1996). Both of these determinations are well below the limits obtained by Biller, *et al.* (1995). Biller, *et al.* (1995) argued that the most conservative estimate of an upper limit on the IIRF would be obtained by taking the flattest spectral index for Mrk 421 consistent with *EGRET* data at GeV energies and assuming that the spectrum of Mohanty *et al.* (1993) is the result of absorption with an optical depth $\tau > 6$ in the TeV energy range. The huge IIRF required to obtain this optical depth is inconsistent with the *COBE/DIRBE* data (Hauser 1996). Also, in order to produce a power-law absorbed γ -ray spectrum from a different power-law source spectrum in the TeV energy range, they had to employ an unphysical SED which is inconsistent with that produced by theoretical models of stellar and dust emission from galaxies.

Recently, Puget, *et al.* (1996) have claimed a tentative detection of the far-infrared background from an analysis of *COBE* data at wavelengths greater than $200\ \mu\text{m}$. We have obtained an upper limit to the IIRF (Stecker and De Jager 1993) based on an analysis of the preliminary spectrum of Mrk 421 at TeV energies obtained by the Whipple group (Mohanty, *et al.* 1993). All of these direct and indirect observational results can be brought together into a coherent scenario where the IIRF is assumed to be generated by stellar processes in galaxies. The resulting IIRF from both starlight and dust reradiation should then have a two-peaked SED made up of the contributions from all of the galaxies in the universe. The energy flux of the IIRF is expected to be roughly within a factor of two of the value of $10\ \text{nWm}^{-2}\text{sr}^{-1}$.

Most recently, new estimates of the SED for the IIRF were obtained by Malkan & Stecker (1998), based on the following empirical data: (1) the luminosity dependent infrared SEDs of galaxies, (2) the $60\ \mu\text{m}$ luminosity function of galaxies and, (3) the redshift distribution of galaxies. This empirically based determination, is consistent with the limits given by Stecker & De Jager (1993) and the determination of Puget, *et al.* (1996). We consider it to be the most accurate estimate of the IIRF and will use it here to calculate intergalactic absorption at low redshifts and multi-TeV energies.

Figure 1 shows the spectral energy distribution (SED) of the extragalactic infrared background from galaxy emission calculated by Malkan & Stecker (1998) together with the cosmic

microwave background spectrum (CMBR). The IR-SED given by the solid curve in Figure 1 assumes evolution out to $z = 1$, whereas the IR-SED given by the short dashed curve assumes evolution out to $z = 2$. Evolution in stellar emissivity is expected to level off or decrease at redshifts greater than ~ 1.5 (Fall, Charlot & Pei 1996, Madau 1996) and evidence for this is discussed in Section 5.1. Thus, the two curves in Fig. 1 may be considered to be lower and upper limits, bounding the expected IR flux (Malkan & Stecker 1998).

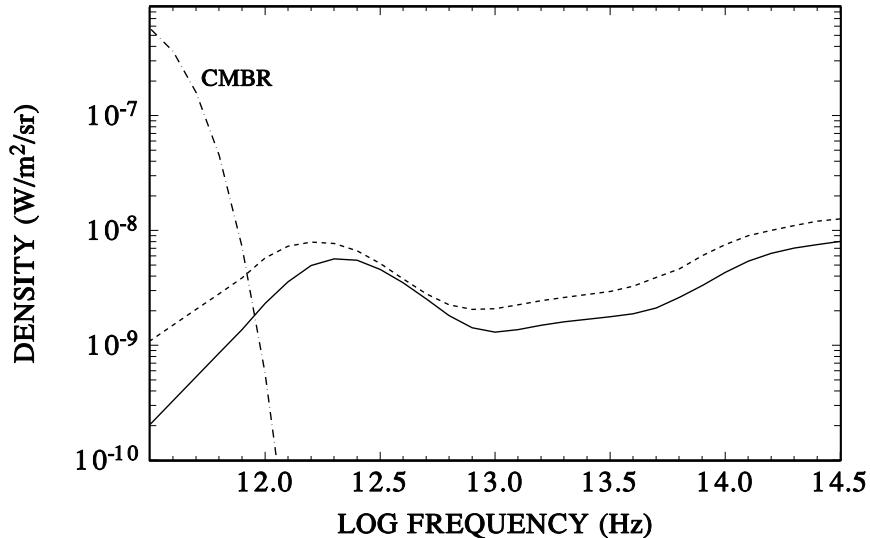


Figure 1: The SED of the extragalactic IR background radiation calculated by Malkan & Stecker (1998) together with the 2.7K cosmic microwave background radiation (CMBR). The solid line IR-SED and the short dashed line IR-SED correspond to the middle and upper curves given by Malkan & Stecker with the redshift evolution assumptions as described in the text.

3. The Opacity of Intergalactic Space to Low Energy Photons at Redshifts < 0.3

The formulae relevant to calculations involving the pair-production process are given and discussed in SDS92. For γ -rays in the TeV energy range, the pair-production cross section is maximized when the soft photon energy is in the infrared range:

$$\lambda(E_\gamma) \simeq \lambda_e \frac{E_\gamma}{2m_e c^2} = 2.4 E_{\gamma, \text{TeV}} \mu m \quad (1)$$

where $\lambda_e = h/(m_e c)$ is the Compton wavelength of the electron. For a 1 TeV γ -ray, this corresponds to a soft photon having a wavelength near the K-band ($2.2 \mu m$). (Pair-production interactions actually take place with photons over a range of wavelengths around the optimal value as determined by the energy dependence of the cross section.) If the emission spectrum of an extragalactic source extends beyond 20 TeV, then the extragalactic infrared field should cut off the *observed* spectrum between ~ 20 GeV and ~ 20 TeV, depending on the redshift of the source (Stecker & Salamon 1997; Salamon & Stecker 1998, and this paper).

The technique for calculating the pair-production optical depth as a function of energy and redshift is given in SDS92. In order to calculate the absorption of multi-TeV γ -rays by IR photons, we make the reasonable simplifying assumption that the IR background is basically

in place at a redshifts < 0.3 , having been produced primarily at higher redshifts (Cowie, *et al.* 1996; Madau 1996; Stecker & Salamon 1997; Salamon & Stecker 1998 and references therein). We therefore limited our calculations to $z < 0.3$. For a treatment of intergalactic absorption at higher redshifts by optical and UV photons using recent data on galaxy evolution at moderate and high redshifts, see Stecker & Salamon (1997) and Salamon & Stecker (1998). Absorption at higher redshifts is also discussed in Section 5.

Figure 2 shows the results of our calculations of the optical depth for various energies and redshifts up to 0.3. We take a Hubble constant of $H_o = 65 \text{ km s}^{-1}\text{Mpc}^{-1}$ (Gratton, *et al.* 1997). We assume for the IIRF, the two SEDs given by Malkan & Stecker (1997) as shown in Figure 1.

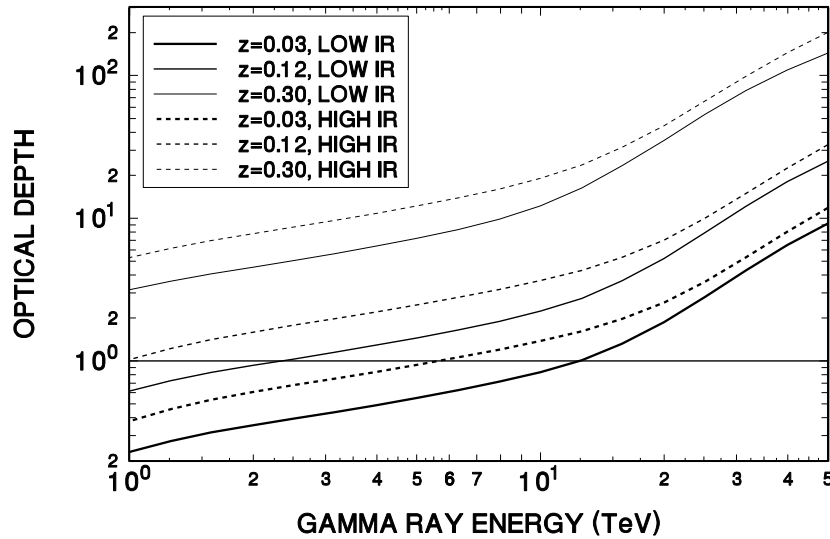


Figure 2: Optical depth versus energy for γ -rays originating at various redshifts obtained using the low IR-SED (solid lines) and high IR-SED (short dashed lines) with the IR-SEDs as shown in Figure 1.

Using these two SEDs for the IIRF, we have obtained parametric expressions for $\tau(E, z)$ for $z < 0.3$. The double-peaked form of the SED of the IIRF requires a 3rd order polynomial to reproduce parametrically. It is of the form

$$\log_{10}[\tau(E_{\text{TeV}}, z)] = \sum_{i=0}^3 a_i(z)(\log_{10} E_{\text{TeV}})^i \text{ for } 1.0 < E_{\text{TeV}} < 50, \quad (2)$$

where the z -dependent coefficients are given by

$$a_i(z) = \sum_{j=0}^2 a_{ij}(\log_{10} z)^j. \quad (3)$$

Table 1 gives the numerical values for a_{ij} , with $i = 0, 1, 2, 3$, and $j = 0, 1, 2$. The numbers before the brackets are obtained using the lower IIRF SED shown in Figure 1; the numbers in the brackets are obtained using the higher IIRF SED. Because we are using real IRAS data to give more accurate estimates of the IIRF, we do not give values of τ for $E < 1 \text{ TeV}$ and for larger redshifts, which would involve interactions with starlight photons of wavelengths $\lambda \leq 1\mu\text{m}$ (see previous discussion and next section).

Table 1: Polynomial coefficients a_{ij}

j	a_{0j}	a_{1j}	a_{2j}	a_{3j}
0	1.11(1.46)	-0.26(0.10)	1.17(0.42)	-0.24(0.07)
1	1.15(1.46)	-1.24(-1.03)	2.28(1.66)	-0.88(-0.56)
2	0.00(0.15)	-0.41(-0.35)	0.78(0.58)	-0.31(-0.20)

Figure 3 shows observed spectra for Mrk 421 (McEnergy, *et al.* 1997) and Mrk 501 (Aharonian *et al.* 1997) in the flaring phase, compared with best-fit spectra of the form $KE^{-\Gamma} \exp(-\tau)$, with $\tau(E, z)$ given by the two SEDs given in Figure 1 and Table 1 and z taken to be 0.03 for both sources. Because $\tau < 1$ for $E < 10$ TeV, there is no obvious curvature in the *differential* spectra below this energy; rather, we obtain a slight steepening in the power-law spectra of the sources as a result of the weak absorption. This result implies that the *intrinsic* spectra of the sources should be harder by $\delta\Gamma \sim 0.2$ in the lower IIRF case, and ~ 0.45 in the higher IIRF case.

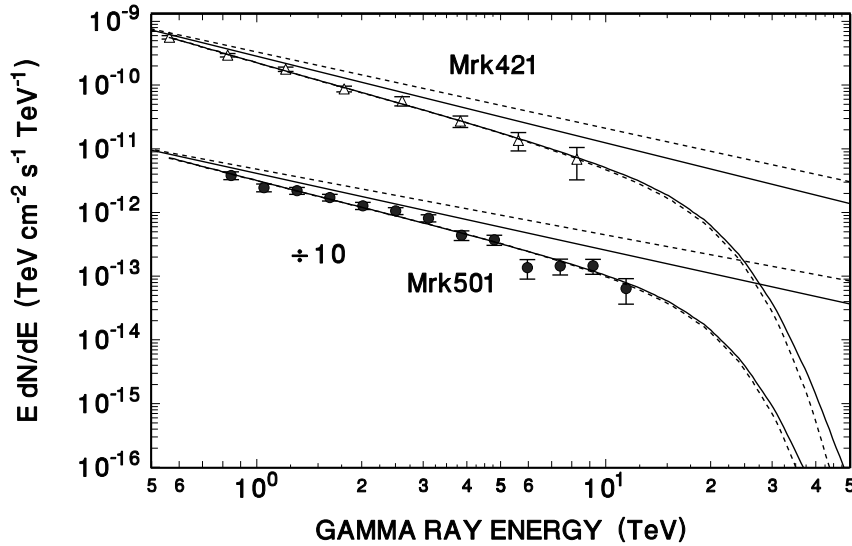


Figure 3: The observed spectra of Mrk 421 from McEnergy, *et al.* (1997) (open triangles) and Mrk 501 from Aharonian, *et al.* (1997) (solid circles with the fluxes divided by 10). Best-fit $KE^{-\Gamma}$ power-law spectra and spectra with absorption of the form $KE^{-\Gamma}e^{-\tau}$ with $\tau(E, z = 0.03)$ as shown in Figure 2 are shown for both sources. For the solid lines corresponding to the low IR-SED, $\Gamma = 2.36$ and 2.2 for Mrk 421 and Mrk 501 respectively. For the short dashed lines corresponding to the high IR-SED, $\Gamma = 2.2$ and 2.03 for Mrk 421 and Mrk 501 respectively.

4. Reversing the Argument: Constraints on the IIRF from the Gamma-Ray Observations

Before closing our discussion of low-redshift sources, it is important to point out that the recent observations of Mrk 421 and Mrk 501 discussed above and presented at this conference have accomplished the significant feat of providing the best constraints on the IIRF to date, better than the present direct constraints from the *COBE* satellite. By applying the same

method which we used to give constraints on the IIRF a few years ago using preliminary data on Mrk 421 (Stecker & De Jager 1993), we find here that the present data on Mrk 421 (McEnergy, *et al.* 1997) give an upper limit to the IIRF at $\sim 20 \mu\text{m}$ of $\sim 4 \text{ nWm}^{-2}\text{sr}^{-1}$. A similar number has been derived by Stanev & Franceschini (1997) based on the spectral data for Mrk 501 of Aharonian, *et al.* (1997). This value is only slightly higher than the value of $2.6 \text{ nWm}^{-2}\text{sr}^{-1}$ obtained by Malkan & Stecker for their upper IR-SED curve as shown in Figure 1. The implication of this important constraint obtained from very-high-energy γ -ray observations is very important for understanding the early history of galaxies and star formation. It implies that *there cannot have been significant evolution and large amounts of star formation much beyond a redshift of 2*. This conclusion is in agreement with very recent *HST* and Keck telescope observations of galaxies at high redshifts as mentioned above and discussed further in the next section.

5. Absorption of γ -rays at High Redshifts

Absorption of γ -rays from blazars and extragalactic γ -ray bursts is strongly dependent on the redshift of the source (SDS92). The study of extragalactic absorption below 0.3 TeV at higher redshifts is a complex and physically interesting subject. In order to calculate such absorption properly, one must determine the spectral evolution of galaxy starlight photons from the IR through the UV range out to high redshifts.

5.1. Calculation of the Stellar Emissivity

Pei & Fall (1995) have devised a clever method for calculating stellar emissivity as a function of redshift, one which is consistent with all recent data. Salamon & Stecker (1998) (see also Stecker & Salamon 1997) have calculated the stellar emissivity at high redshifts by following the method of Pei & Fall (1995) and also taking the evolution of stellar metallicity into account.

The idea of the Pei & Fall (1995) approach is to relate the star formation rate to the evolution of neutral gas density in damped Ly α systems and then to use the population synthesis models (Bruzal & Charlot 1993) to calculate the mean volume emissivity of the universe from stars as a function of redshift and frequency. Damped Ly α systems are believed to be either the precursors to galaxies or young galaxies themselves. It is in these systems that initial star formation probably took place, so that there is a relationship between the mass content of stars and gas in these clouds. The results obtained by Fall, *et al.* (1996) show excellent agreement with observational data obtained by the Canada-France redshift survey group for redshifts out to 1 (Lilly, *et al.* 1996) and are consistent with lower limits obtained on the emissivity at higher redshifts (Madau 1996). The stellar emissivity is found to peak between a redshift of 1 and 2 which is consistent with the results of ongoing observations from both the Hubble and Keck telescopes. Recent evidence for this peak in the redshift distribution has been given by Connolly, *et al.* (1997).

Salamon & Stecker (1998) have modified the calculations of Fall, *et al.* (1996) by attempting to account for the significantly lower metallicity of early generation stars at higher redshifts which results in increased emission at shorter wavelengths and less emission at longer wavelengths. In order to estimate this effect, they have used the results of Worthey (1994)

and moderately extrapolated them to both lower and higher wavelengths. They have also considered the effect of dust opacity and have assumed a reasonable escape factor to account for the fact that a small fraction of Lyman continuum photons escape from galaxies unattenuated by stars and dust. The effect of this escape factor on opacity calculations is negligible, since there are not enough ionizing photons in intergalactic space to provide a significant opacity to multi-GeV γ -rays.

5.2. The Opacity of the Universe at Low-to-High Redshifts

Once the spectral energy density distribution of stellar photons in intergalactic space as a function of redshift is determined, the opacity of the universe to γ -rays via pair-production as a function of γ -ray energy and redshift can be calculated (SDS92). The results obtained by Salamon & Stecker (1998) indicate that γ -rays above an energy of ~ 15 GeV will be attenuated if they are emitted at redshifts greater than or equal to ~ 3 . The γ -ray burst observed by EGRET on 17 Feb 1994 contained a photon of energy ~ 18 GeV. Therefore, it probably originated at a redshift < 3 . Figure 4 shows the calculated opacity as a function of γ -ray energy for various source redshifts, with and without the metallicity correction; the true opacities likely lie between the values shown in the left and right halves of Fig. 4.

Because the stellar emissivity peaks between a redshift of 1 and 2, there is little increase in the γ -ray opacity when one goes to redshifts greater than 2. This weak dependence indicates that the opacity is not determined by the initial epoch of galaxy formation (at $z \geq 5$), contrary to the speculation of MacMinn & Primack (1996).

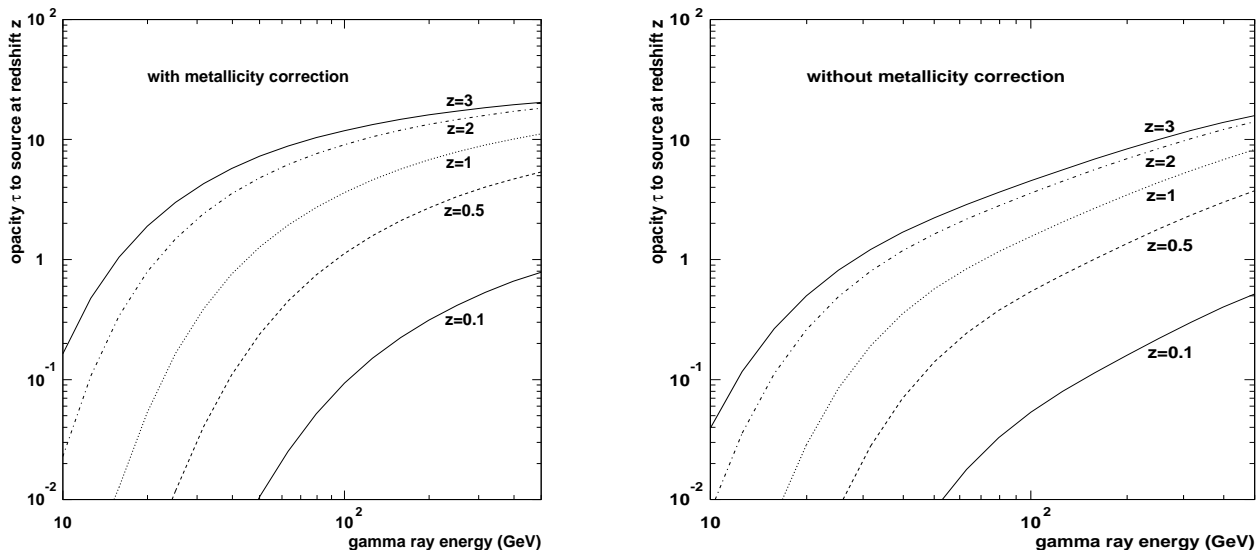


Figure 4: Gamma-ray opacities calculated with and without metallicity correction factor (Salamon & Stecker 1998).

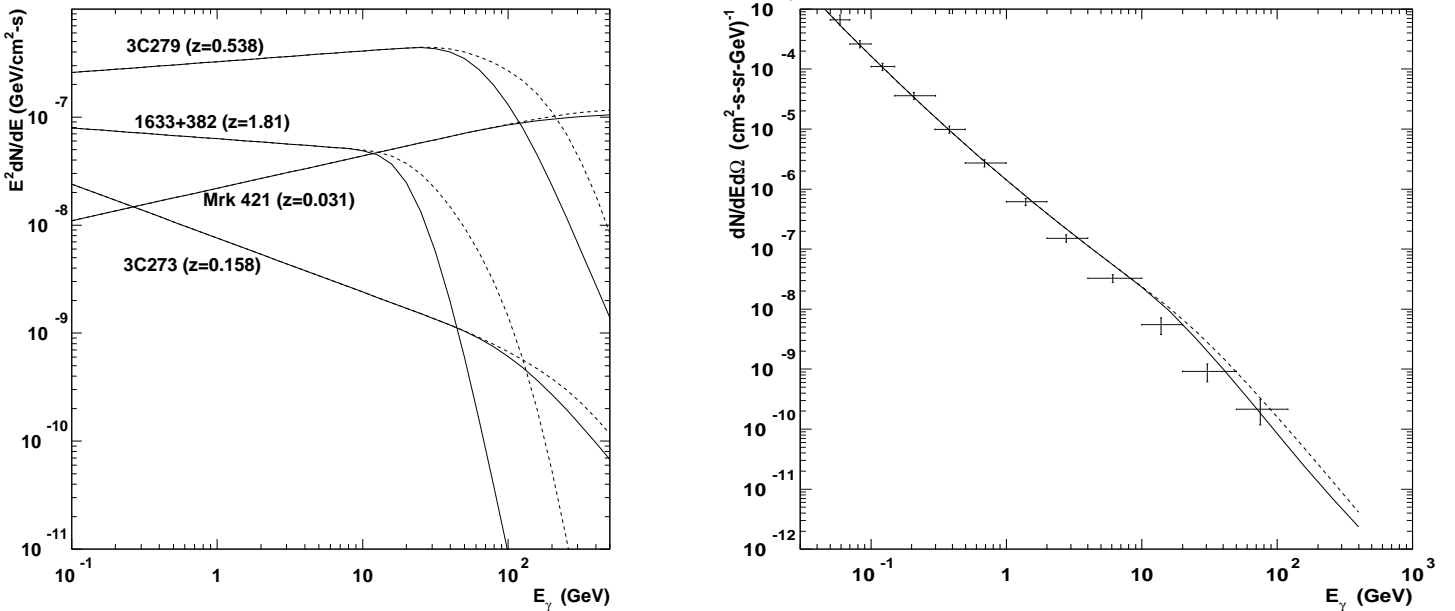


Figure 5: (a) High energy γ -ray power-law spectra of selected blazars attenuated using the opacities given in Figure 4. (b) The extragalactic γ -ray background spectrum calculated with the model of Stecker and Salamon (1996) and attenuated with the opacities of Fig. 4. The solid (dashed) lines correspond to the opacities calculated with (without) the metallicity correction (Salamon & Stecker 1998).

5.3. The Effect of Absorption on Blazar Spectra and the γ -ray Background

Figure 5a shows the attenuation of γ -ray spectra resulting from the opacities given in Figure 4 for the blazar sources 1633+382 ($z = 1.81$), 3C279 ($z = 0.54$), 3C273 ($z = 0.16$), and Mrk421 ($z = 0.031$). The solid (dashed) lines result from the opacities shown in left (right) half of Figure 4. The redshift dependence of the break energies is evident, as is the absence of any breaks below 10 GeV. Future measurements of blazar spectral break energies at various redshifts will thus allow one to discriminate between cutoffs owing to extragalactic absorption and cutoffs which may be intrinsic to the source.

Figure 5b shows the effect of absorption on the extragalactic γ -ray background computed using the unresolved blazar model of Stecker & Salamon (1996). The solid (dashed) lines correspond to the metallicity correction being included (neglected) in the opacity calculation. The EGRET data on the extragalactic γ -ray background spectrum (Sreekumar, Stecker and Kappadath 1997; Sreekumar, *et al.* 1998) are also shown in the figure.

6. Conclusions

We have calculated the absorption coefficient of intergalactic space from interactions with low energy photons of the IIRF, both as a function of energy and redshift, using new estimates of SED for the IIRF which were obtained by Malkan & Stecker (1998). We have further applied our calculations to the nearby BL Lac objects Mrk 421 and Mrk 501. The more precise optical

depth calculations predict that, for these sources, there should not be a pronounced spectral break below ~ 10 TeV, but rather a small steepening of between 0.2 to 0.45 in the spectral index. The real power output from these sources should therefore be larger than that which would be calculated using the observed spectrum. These results are consistent with the recent spectral observations of these sources in the flaring state.

Our new calculations give a smaller intergalactic absorption effect than we obtained previously (Stecker & De Jager 1997) because of the lower IIRF calculated by Malkan & Stecker (1998). The reasons for this lower predicted IIRF are discussed by Malkan & Stecker (1998).

Our calculations predict a significant intergalactic absorption effect which should cut off the spectra of Mrk 421 and Mrk 501 at energies greater than ~ 20 TeV. Observations of these objects at large zenith angles, which correspond to large effective threshold energies, may thus demonstrate the effect of intergalactic absorption. Cutoffs in the spectra of grazars at higher redshifts should occur at correspondingly lower energies.

Our calculations confirm the conclusion in SDS92 that the high energy (TeV) spectra of sources at redshifts higher than 0.1 should suffer significant absorption. The recent tentative detection of two additional X-ray selected BL Lac objects (XBLs) at redshifts below 0.1, *viz.*, 1ES2344+514 (Catanese, *et al.* 1997) and PKS 2005-489 (K.E. Turver 1997, this conference), coupled with the non-observations of *all* of the known *EGRET* blazars at redshifts above 0.1, even those which are much brighter than Mrk 421 in the GeV range and have comparable spectral indices, further supports our earlier conclusions regarding the importance of intergalactic absorption effects in very-high-energy blazar spectra (SDS92) as well as the argument that nearby XBLs are the only significant TeV sources presently detectable (Stecker, De Jager & Salamon 1996). Indeed, all of these sources, with estimates of expected flux values, were on our list of predicted TeV sources (Stecker, De Jager & Salamon 1996).

In complementary work, Stecker & Salamon (1997) and Salamon & Stecker (1998) have calculated the effect of intergalactic absorption of sub-TeV γ -rays by pair production interactions with starlight optical and UV photons at higher redshifts. This absorption can be important for energies as low as ~ 15 GeV at a redshift of ~ 3 and can have a significant effect on the spectra of blazars and γ -ray bursts at high redshifts and on the high-energy γ -ray background spectrum.

7. Acknowledgments

We wish to acknowledge R. Lamb, F. Aharonian and G. Hermann for sending us their γ -ray data in numerical form.

References

- Aharonian, F., *et al.* 1997, preprint astro-ph/9706019, *Astron. & Ap.*, in press
- Biller, S.D., *et al.* 1995, *Astrophys. J.* 445, 227
- Bruzal, A. G. & Charlot, S. 1993, *Astrophys. J.* 405, 538
- Carr, B.J. 1988, in A. Lawrence (ed.), *Comets to Cosmology*, Springer-Verlag: Berlin, p. 265
- Catanese, M., *et al.* 1997, *25th Internat. Cosmic Ray Conf., Durban, South Africa* 3, 277
- Connolly, *et al.* 1997, astro-ph/9706255, *Astrophys. J.*, in press
- Cowie, L.L. *et al.* 1996, *A.J.* 112, 839
- Cresti, M. ed. *Towards a Major Atmospheric Cherenkov Detector IV*, Padova (1996)

- De Jager, O.C., Stecker, F.W. & Salamon, M.H. 1994, *Nature* 369, 294
- Dwek, E. 1996, (ed.) *Unveiling the Cosmic Infrared Background*, AIP CP 348, (New York: Amer. Inst. Phys.)
- Dwek, E. & Slavin, J. 1994, *Astrophys. J.*, 436, 696.
- Fall, S.M., Charlot, S. & Pei, Y.C. 1996, *Astrophys. J.*, 402, 479
- Fazio, G.G. & Stecker, F.W. 1970, *Nature* 226, 135
- Franceschini, *et al.* 1994, *Astrophys. J.* 427, 140
- Gould, R. J. & Schreder, G.P. 1966, *Phys. Rev. Letters* 16, 252
- Gratton, R.G., *et al.* 1997, preprint astro-ph/9707107
- Hauser, M. G. 1996, in *Unveiling the Cosmic Infrared Background*, AIP CP 348, ed. E. Dwek, Amer. Inst. Phys.:New York, 11
- Jelley, J.V. 1966, *Phys. Rev. Lett.* 16, 479
- Kerrick, A.D. *et al.* 1993, *Proc. 23rd Int'l. Cosmic Ray Conf.*, U. Calgary Press, Calgary, 1, 405
- Lilly, S.J., Le Fevre, O. Hammer, F. & Crampton, D. 1996, *Astrophys. J.* 460, L1
- Lin, Y.C., *et al.* 1994, in *The 2nd Compton Symposium*, ed. C. Fichtel, N. Gehrels and J.P. Norris, AIP CP 304, Amer. Inst. Phys.:New York, 582
- MacMinn, D, & Primack, J. 1966, in *TeV Gamma Ray Astrophysics*, ed. H.J. Völk and F.A. Aharonian, (Dordrecht: Kluwer) 75, 413
- Madau, P. 1996, in *Star Formation Near and Far*, ed. S.S. Holt & L.G. Mundy, AIP Symp. Proc. No. 393 (New York: Amer. Inst. Phys.), 481
- Malkan, M.A. & Stecker, F.W. 1998, astro-ph/9710072, *Astrophys. J.*, in press
- McEnery, J.E., *et al.* 1997, *25th Internat. Cosmic Ray Conf., Durban, South Africa* 3, 257
- Mohanty, G. *et al.* 1993, *Proc. 23rd Int'l. Cosmic Ray Conf.*, Univ. of Calgary Press, Calgary, 1, 440
- Nikishov, A.I. 1962, *Sov. Phys. JETP* 14, 393
- Pei, Y. C. & Fall, S. M., 1995, *Astrophys. J.* 454, 69
- Puget, J.-L. *et al.* 1996, *Astron. and Ap.* 308, L5
- Punch, M. *et al.* 1992, *Nature* 358, 477
- Quinn, *et al.* 1996, *Astrophys. J.*, 456, L83
- Salamon, M.H., Stecker, F.W. & de Jager, O.C., 1994, *Astrophys. J. (Lett.)* 423, L1
- Salamon, M. H. & Stecker, F. W. 1998, astro-ph/9704166, *Astrophys. J.*, in press (1 Feb.)
- Sreekumar, P., Stecker, F.W. & Kappadath, S.C. 1997, astro-ph/9709258, *Proc. 4th Compton Symp. (Williamsburg, VA)*, in press
- Sreekumar, P. *et al.* 1996, *Astrophys. J.* 464, 628
- Sreekumar, P. *et al.* 1998, astro-ph/9709257, *Astrophys. J.* 494, in press, (20 Feb.)
- Stanev, T. & Franceschini, A. 1997, preprint astro-ph/9708162
- Stecker, F.W. 1969, *Astrophys. J.* 157, 507
- Stecker, F.W. & De Jager, O.C. 1993, *Astrophys. J. (Lett.)* 415, L71
- Stecker, F.W. & De Jager, O.C. 1997, *Astrophys. J.* 476, 712
- Stecker, F.W., Puget, J.L. & Fazio, G.G. 1977, *Astrophys. J. (Lett.)* 214, L51
- Stecker, F.W., & Salamon, M.H. 1996, *Astrophys. J.* 464, 600
- Stecker, F.W. & Salamon, M.H. 1997, *Proc. 25th Intl. Cosmic Ray Conf., Durban, South Africa* 3, 317
- Stecker, F.W., De Jager, O.C. & Salamon, M.H. 1992, *Astrophys. J. (Lett.)* 390, L49 (SDS92)
- Stecker, F.W., De Jager, O.C. & Salamon, M.H. 1996, *Astrophys. J. (Lett.)* 473, L75

Thompson, D. J., *et al.* 1996, *Astrophys. J. Suppl.*, 107, 227
Vacanti, G., *et al.* 1990, *21st Internat. Cosmic Ray Conf.* , 2, 329
Weekes, T.C. 1988, *Physics Reports* 160, 1
Worthey, , G. 1994, *ApJS*, 95, 107