

ON THE EVOLUTION OF DAMPED $\text{Ly}\alpha$ SYSTEMS TO GALACTIC DISKS

ARTHUR M. WOLFE¹ & JASON X. PROCHASKA¹

Department of Physics, and Center for Astrophysics and Space Sciences;
University of California, San Diego;
C-0424; La Jolla; CA 92093

September 21, 2018

Abstract

The mean metallicity of the thick disk of the Galaxy is 0.5 dex higher than that of the damped $\text{Ly}\alpha$ systems. This has been interpreted to argue that stars in the former do not arise out of gas in the latter. Using new metallicity and H I column-density data we show the metal-rich damped systems do contain sufficient baryons at the thick-disk metallicity to account for the stellar masses of thick disks. Comparing our kinematic data with the metallicities we show that damped $\text{Ly}\alpha$ systems exhibiting the largest profile velocity widths, Δv , span a narrow range of high metallicities, while systems with small Δv span a wider range of metallicities. This is naturally explained by passage of the damped $\text{Ly}\alpha$ sightlines through rapidly rotating disks with negative radial gradients in metallicity. The systematically lower $N(\text{H I})$ of systems with high Δv indicates (a) the gaseous disks have centrally located holes, and (b) an apparent inconsistency with the protogalactic clump model for damped $\text{Ly}\alpha$ systems. The higher metallicity of systems with low $N(\text{H I})$ further implies that stars rather than gas dominate the baryonic content of the most metal-rich damped systems.

Keywords: cosmology—galaxies: evolution—galaxies: quasars—absorption lines

¹Visiting Astronomer, W.M. Keck Telescope. The Keck Observatory is a joint facility of the University of California and the California Institute of Technology.

1 INTRODUCTION

The collapse of a spheroidal protogalaxy to the centrifugally supported disk of the Galaxy was inferred from correlations between the metallicities and kinematics of old stars in the solar neighborhood (Eggen, Lynden-Bell, and Sandage 1962). But subsequent studies have not sorted out the sequence of events leading to the formation of stellar populations comprising the halo, the thick disk, and the thin disk (e.g., Majewski 1993). The damped Ly α absorption systems, a population of H I layers widely believed to be the gaseous progenitors of current galaxies (see Wolfe 1995), provide an independent perspective for studying these events because (a) they occur in objects comprising the bulk of the galaxy population at high redshifts, and (b) the ranking of redshifts yields an unambiguous time sequence. Detected in the redshift interval $z = [0,4.5]$ the damped Ly α systems trace the evolution of neutral gas in galaxies from their protogalactic phase to the present. However, the chemical properties of the gas may be incompatible with those of existing stellar populations. At $z = [1.6,4.5]$ the metallicity of the gas is low compared to the thin disk metallicity (Pettini et al. 1997) indicating that stars in the thin disk do not arise directly from high- z damped systems (Lanzetta et al. 1995). The possible enhancement of alpha-rich elements suggests the gas gives rise to halo stars (Lu et al. 1996), but the kinematics of the gas are inconsistent with this hypothesis (Prochaska & Wolfe 1997). More recently Pettini et al. (1997) argued that the metallicities of the damped systems are too low to explain the thick disk (Gilmore et al. 1989; Carney et al. 1996).

In this letter we reconsider the scenario in which star formation in damped Ly α systems results in the formation of the thick disk. Combining metallicities and column densities with new kinematic data obtained with the Keck I 10 m telescope we suggest a plausible scenario in which the thick disk forms out of damped Ly α gas.

2 COSMIC METALLICITY DEPENDENCE ON BARYON DENSITY

We wish to find whether the mass content and metal abundances of gas in damped Ly α systems can account for the mass density and metallicities of thick stellar disks. Define the cosmic metallicity $\langle \mathcal{Z} \rangle \equiv \Omega_{metals}/\Omega_g$ where Ω_{metals} and Ω_g are the comoving densities of metals and neutral gas in damped Ly α systems (Lanzetta et al. 1995). Let the number of damped systems in the metallicity and column-density intervals $(Z', Z'+dZ')$ and $(N, N+dN)$ be given by $h(Z', N)dZ'dN$. The latter is related to the frequency distribution of H I column densities by $f(N)=\int h(Z', N)dZ'$ (Lanzetta et al. 1995), and the frequency distribution of metallicities by $g(Z')=\int h(Z', N)dN$. Suppose $h(Z', N)$ spans the metallicity interval $Z' = [Z_{min}, Z_{max}]$ and column-density interval $N = [N_{min}, N_{max}]$, and $\Omega_g(Z)$ is the density of damped Ly α baryons in the metal-rich subinterval $Z' = [Z, Z_{max}]$. Then $\Omega_g(Z)$ and the corresponding $\langle \mathcal{Z}(Z) \rangle$ are given by

$$\Omega_g(Z) = \Omega_g \times \frac{\int_{Z_{min}}^Z dZ' \int_{N_{min}}^{N_{max}} dN N h(Z', N)}{\int_{Z_{max}}^Z dZ' \int_{N_{min}}^{N_{max}} dN N h(Z', N)} , \quad (1)$$

$$\langle \mathcal{Z}(Z) \rangle = \frac{\int_{Z_{max}}^Z dZ' \int_{N_{min}}^{N_{max}} dN Z' N h(Z', N)}{\int_{Z_{max}}^Z dZ' \int_{N_{min}}^{N_{max}} dN N h(Z', N)} , \quad (2)$$

where the order of Z integration is reversed. In the discrete limit $h(Z', N) = \sum_i \delta(Z' - Z_i) \delta(N - N_i)$, where the sum extends over all the N_i, Z'_i pairs in the sample. As a result

$$\Omega_k = \Omega_g \times \frac{\sum_{i=1}^k N_i}{\sum_{j=1}^{i_{min}} N_j} , \quad \langle \mathcal{Z}_k \rangle = \frac{\sum_{i=1}^k N_i \times Z'_i}{\sum_{j=1}^k N_j} , \quad (3)$$

where the indices $i=1, k$, and i_{min} correspond to Z_{max}, Z , and Z_{min} . Because the sums in eq. (3) are over an array of damped Ly α gas layers ordered according to *decreasing* metallicity, $\langle \mathcal{Z}(Z) \rangle$ decreases with *decreasing* Z while $\Omega_g(Z)$ increases. We can determine $\Omega_g(Z)$ corresponding to the mean metallicity of the thick disk, provided the latter is less than Z_{max} .

To determine $\langle \mathcal{Z}(Z) \rangle$ as a function of $\Omega_g(Z)$ we turn to the $[\text{Zn}/\text{H}], N(\text{H I})$ pairs that Pettini et al. (1997) acquired for 34 damped systems, where $Z = Z_{\odot} 10^{[\text{Zn}/\text{H}]}$. We focus on Zn rather than Fe as a metallicity indicator, because this is the largest recorded sample of damped Ly α metal abundances, and Zn is less depleted than Fe by dust which may be present (Fall & Pei 1995). We select the 27 pairs in the redshift range $z = [1.6, 3.0]$. Systems with $z > 3.0$ are excluded, since the metallicities in this redshift range are systematically lower than those of the thick disk. The sample comprises 16 systems with detected $[\text{Zn}/\text{H}]$ and 11 with upper limits. Two of the detections, which come from our Keck HIRES observations, replace the upper limits of Pettini et al. (1997).

We used equation (3) to determine the points in Figure 1 which plots $[\langle \text{Zn}/\text{H} \rangle]$ ($\equiv \log(\mathcal{Z}_k/Z_{\odot})$) vs Ω_k for $k = [1, i_{min}]$. We let $\Omega_g = 0.003$, the value inferred by Storrie-Lombardi & Wolfe (1997) in the redshift interval $z = [1.8, 3.5]$ for $H_0 = 50 \text{ km s}^{-1} \text{ Mpc}^{-1}$ (which is adopted throughout this paper). The circles were computed by letting the upper limits equal the true values of $[\text{Zn}/\text{H}]$. In this case $\Omega_g(Z) = 0.0004$ when $[\langle \text{Zn}/\text{H} \rangle] = -0.6$, the mean metallicity of the thick disk (Carney et al. 1996). The triangles and squares were computed by equating the upper limits minus 0.5 and 1.0 with the true values of $[\text{Zn}/\text{H}]$. In both cases $\Omega_g(Z) \approx 0.0003$ when $[\langle \text{Zn}/\text{H} \rangle] = -0.6$, indicating the result is robust. Assuming bulges and disks contribute equally to the density of visible matter (Schechter & Dressler 1987),

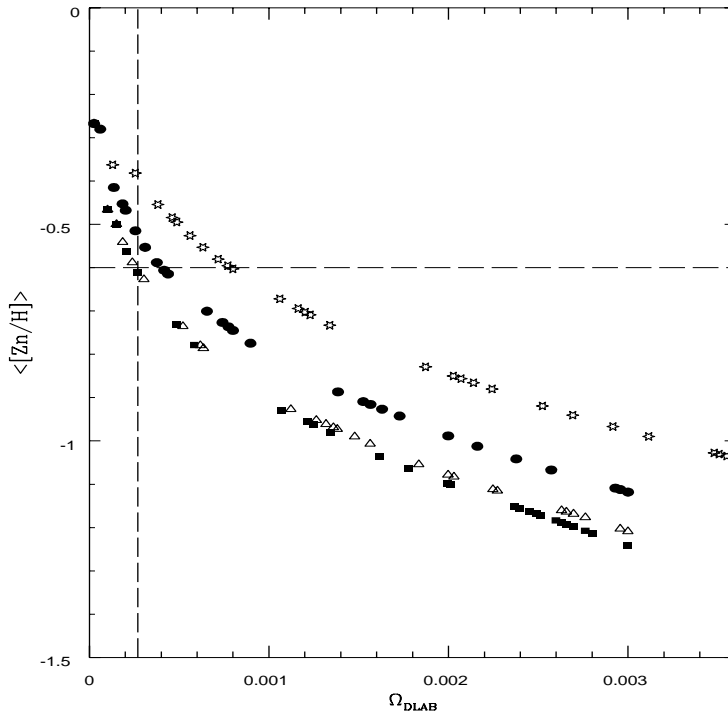


Figure 1: Log of mean cosmic metallicity vs the comoving density of damped Ly α baryons, for damped systems with metallicities $Z = [Z, Z_{max}]$. Circles computed assuming upper limits equal true values of $[Zn/H]$. Triangles and squares computed assuming upper limits minus 0.5 and 1.0 equal true values of $[Zn/H]$. In latter cases all baryons are assumed to be gas. Thus eq. (3) is used to compute $\Omega_{DLAB}(Z) = \Omega_k$ and $\langle [Zn/H] \rangle = \log(\langle Z_k \rangle / Z_\odot)$. Stars include correction for the presence of baryons in stars. In this case eqs. (4) – (6) are used to compute $\Omega_{DLAB}(Z)$ and $\langle [Zn/H] \rangle$. Vertical and horizontal dashed lines correspond to cosmic density and metallicity of the thick stellar disk.

which is given by 0.0054 (Gnedin & Ostriker 1992), and that the mass of the thick disk is 0.1 times that of the thin disk (Majewski 1993) we find the thick disk mass density, $\Omega_{thick} = 0.00027$. Although the error bars associated with Ω_{thick} are of order 50%, it is reasonable to conclude that the damped Ly α systems contain sufficient baryons to account for the masses of thick stellar disks (see Figure 1).

3 KINEMATICS, METALLICITIES, AND STARS

To learn more about the metal-rich damped systems we turn to the kinematics of the gas. Analysis of the velocity profiles of weak metal lines in over 30 damped Ly α systems shows the frequency distribution of profile velocity widths, Δv , and other statistics that test for asymmetries exhibited by the profiles are consistent with absorption by thick disks with rotation speeds $v_{rot} \approx 250 \text{ km s}^{-1}$ (Prochaska & Wolfe 1997). The CDM simulation of Haehnelt

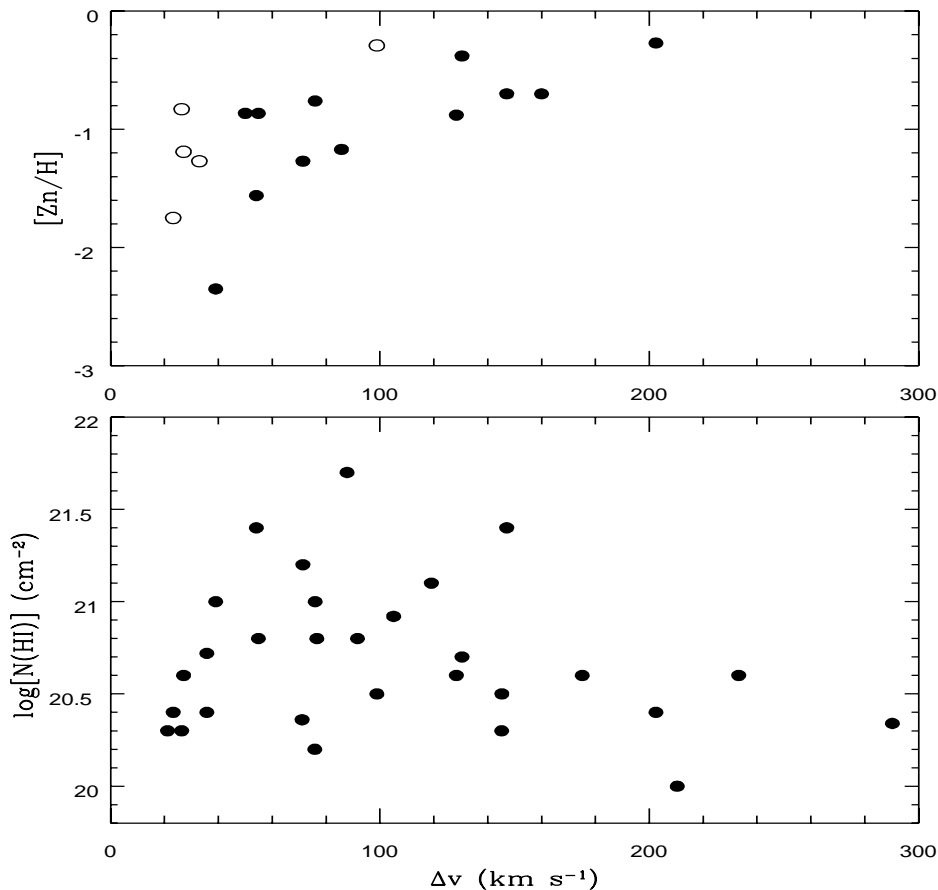


Figure 2: (a) metallicity vs Δv for damped systems with $z = [1.6, 3.0]$. Filled and empty circles correspond to detections and upper limits. (b) $\log N(\text{H I})$ vs Δv .

et al. (1997), in which infall, random motions, and rotation of protogalactic clumps contribute equally to Δv , may be likewise consistent. Here we focus on rotating disks.

Figure 2a plots 17 $[Zn/H]$, Δv pairs drawn from our kinematic sample with $z = [1.6, 3.0]$. The figure shows that systems with high Δv and low metallicity are *not* detected in this redshift range. Specifically metallicities $[Zn/H] < -1.0$ are absent in all 5 systems with $\Delta v > 120 \text{ km s}^{-1}$, but present in 7 out of 12 systems with $\Delta v < 120 \text{ km s}^{-1}$. The effect is real and is not an artifact due to observational selection, since systems with high Δv and low metallicity are detected at $z > 3.0$. Nor is dust likely to be a contributing factor, since dust would remove metal-rich rather than the metal-poor systems missing from Figure 2a. The reality of this effect is further supported by its presence in a $[Fe/H]$ vs Δv diagram. We also find possible evidence for a correlation between $[Zn/H]$ and Δv exceeding 3.5σ significance when the true $[Zn/H]$ equal the upper limits minus 1.0.

The systematic pattern in Figure 2a can be explained by negative radial gradients in metallicity. Monte Carlo simulations of absorption profiles produced by sightlines penetrating randomly oriented disks indicate that a necessary condition for large Δv is a small impact

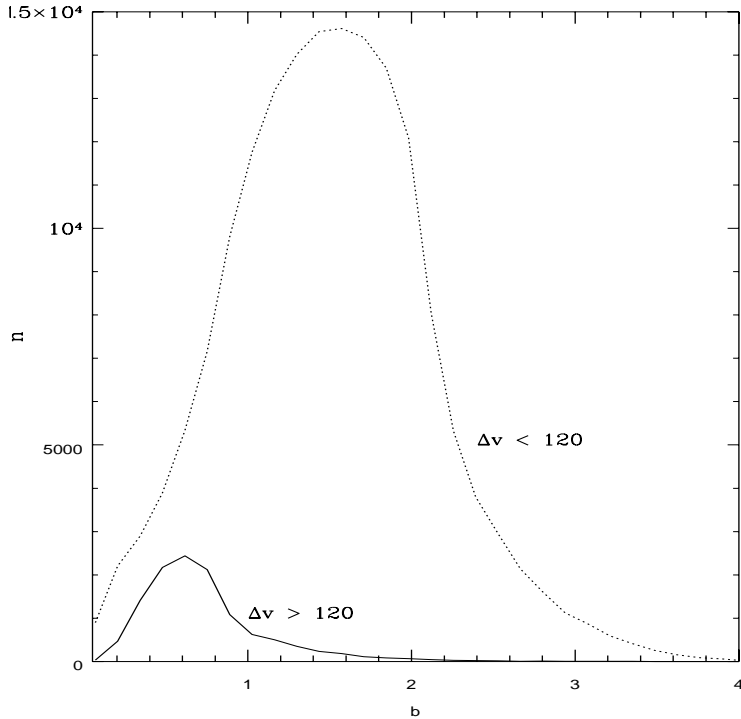


Figure 3: Distribution of impact parameters resulting from the numerical simulation described in text. Solid curve corresponds to impacts leading to $\Delta v > 120 \text{ km s}^{-1}$, and dotted curve to $\Delta v < 120 \text{ km s}^{-1}$. Impact parameters in units of radial scale-length, R_d .

parameter. This is evident in Figure 3 which plots the distribution of impact parameters, b (where b is in units of radial scale length, R_d , of an assumed exponential gas distribution), resulting from simulating identical exponential disks with rotation speed $v_{rot} = 250 \text{ km s}^{-1}$ and vertical scale-height $h = 0.3R_d$. Whereas 86% of impacts leading to $\Delta v > 120 \text{ km s}^{-1}$ are confined to $b < 1$, 1% are at $b > 2$. Therefore, the absence of low metallicities at $\Delta v > 120 \text{ km s}^{-1}$ requires high element abundances at small radii. On the other hand 26% of impacts leading to $\Delta v < 120 \text{ km s}^{-1}$ are at $b < 1$, while 16% are at $b > 2$. The wide range of impact parameters can explain the broader distribution of metallicities at $\Delta v < 120 \text{ km s}^{-1}$, if impacts at large b yield low metallicities, i.e., if metallicity decreases with radius. None of these results changes significantly when we use a more realistic model in which v_{rot} is drawn from a distribution of rotation speeds characterizing present-day spiral galaxies.

Damped Ly α systems with large Δv also exhibit systematically lower $N(\text{H I})$. This is shown in Figure 2b which plots $\log N(\text{H I})$ vs Δv for 29 damped Ly α systems drawn from our kinematic sample. Whereas 1 out of 10 systems with $\Delta v > 120 \text{ km s}^{-1}$ has $\log N(\text{H I}) > 20.6$, 12 out of 19 systems with $\Delta v < 120 \text{ km s}^{-1}$ have $\log N(\text{H I}) > 20.6$. Figure 2b includes systems with $z > 3.0$, because the effect is independent of redshift. Suppose the gas distribution has a central hole. At high Δv the impact parameters are so small that the sightlines encounter the low column densities present at small radii. A wider range of $N(\text{H I})$ occur at low Δv ,

because the sightlines sample a broader range of impact parameters. Preliminary results from simulations with central holes are in better agreement with the $\log N(\text{H I})$ vs Δv data than standard exponential disks.

Deficiency of neutral gas occurs often in the central regions of spiral galaxies (Broeils & van Woerden 1994), the same regions where enhancements in metallicity are also common (Edmunds & Pagel 1984). Thus, there is empirical support for the idea that damped Ly α systems comprise gaseous disks with central holes and negative radial gradients in metallicity, if they evolve into current spirals. The increased metallicity is a signature of enhanced star formation which also helps to explain the deficit of gas, either through direct gas consumption or the loss of gas through energetic outflows from supernovae. In either case a significant fraction of baryons in the metal-rich damped systems may be locked up in stars. As a result the expression for cosmic metallicity in eq. (3) will underestimate the contribution from the gas-poor metal-rich systems.

When stars are present, Ω_k and $\langle \mathcal{Z}_k \rangle$ are given by

$$\Omega_k = \Omega_g \times \frac{\sum_{i=1}^k (N_i + N_i^s)}{\sum_{j=1}^{i_{min}} N_j} \quad , \quad \langle \mathcal{Z}_k \rangle = \frac{\sum_{i=1}^k (N_i \times Z'_i + N_i^s \times Z_i^s)}{\sum_{j=1}^k (N_j + N_j^s)} \quad , \quad (4)$$

where Ω_k is the comoving mass density of baryons in stars plus gas. Because N_i^s and Z_i^s are the column density and metallicity of matter in stars, $\langle \mathcal{Z}_k \rangle$ is the comoving mass density of metals in stars plus gas divided by Ω_k . Although $\langle \mathcal{Z}_k \rangle$ in eq. (4) differs from the standard definition for metallicity, it is the appropriate quantity, because metals in stars as well as gas in damped Ly α systems supply metals to stars comprising the current thick disk. And the thick disk metallicity is inferred solely from stars.

To solve eq. (4) we first adopt the chemical evolution model of Larson (1972) to compute the fraction of baryons in stars. The model assumes the star formation rate is balanced by the rate of mass infall to the disk, and as a result the gas content of the galaxy does not change. This agrees with the observed constancy of $\Omega_g(z)$ in the redshift range $z = [1.6, 3.3]$ (Storrie-Lombardi & Wolfe 1997) in which stars of the thick disk are assumed to form. We have

$$N_i^s / N_i = \ln \left[\frac{y + Z_f - Z_{init}}{y + Z_f - Z'_i} \right] \quad , \quad (5)$$

where y is the chemical yield, and Z_f and Z_{init} are the metallicities of the infalling material and of the ‘initial’ disk at $z > 3.0$. We determine Z'_i from the constraint

$$Z_i^s \times N_i^s + (Z'_i - Z_{init}) \times N_i = y \times N_i^s \quad , \quad (6)$$

(see Tinsley 1980). We combined eqs. (4)–(6) to compute $\log(\mathcal{Z}_k/Z_\odot)$ versus Ω_k in the presence of stars. The solution, shown as stars in Figure 1, was computed assuming $y = 0.5Z_\odot$,

$Z_{init} = Z_f = 0.01Z_{\odot}$. We estimated Z_{init} and Z_f from the lowest metallicities found for damped Ly α systems at $z > 3.0$, and y from standard models (Tinsley 1980). In this case $\Omega_k = 0.0008$, i.e., $3\Omega_{thick}$, when $\log(Z_k/Z_{\odot}) = -0.6$. The increase in Ω_k at the metallicity of the thick disk results from the significant stellar corrections in baryonic mass for the metal rich damped Ly α systems.

4 DISCUSSION AND CONCLUSIONS

Our results suggest that contrary to previous claims (Pettini et al. 1997) the damped Ly α systems contain more than enough baryons at suitable metallicity and rotation speed to form thick stellar disks in spiral galaxies. The kinematic/metallicity data further imply (a) stars in the thick disk form in the inner metal-rich regions of rapidly rotating gaseous disks, and (b) these stars may dominate the baryonic content of the most metal rich damped systems. We conjecture that vertical contraction of the metal-rich, thick gaseous disk leads to the formation of the inner thin disk. The metal-poor gas of the outer disk, i.e., the $\sim 90\%$ of the damped Ly α baryons that remain in gas after the formation of the thick disk, could supply the remaining thin-disk mass through radial contraction driven by angular momentum transport mediated by high-amplitude spiral density waves (Roberts & Shu 1972). The metallicity of this gas may increase as a result of mass loss by stars in the inner regions.

By contrast stars forming in the protogalactic clumps considered by Haehnelt et al. (1997) end up in bulges and halos rather than rotationally supported structures, because the motions of the merging clumps are not dominated by rotation. Formation of the thick disk occurs at $z < 1$, after merging ceases, and when the mean metallicity equals -0.6 . But the age of the thick disk is unlikely to be less than 12 Gyr (Carney 1997) which exceeds the lookback time to $z = 1$ in all $\Lambda = 0$ cosmologies and spatially flat cosmologies in which $\Omega_{\Lambda} < 0.8$, when $H_0 > 50 \text{ km s}^{-1} \text{ Mpc}^{-1}$. Edge-leading asymmetries of the velocity profiles arise in this model because clumps with the highest volume and column density move fastest with respect to the surrounding gas. This may occur because ram pressure deceleration by ambient gas is less effective in decelerating denser clumps. The predicted correlation between $N(\text{H I})$ and Δv is in conflict with the detection of systems having high Δv (i.e., $> 120 \text{ km s}^{-1}$) and low $\log N(\text{H I}) (< 20.6)$ (see Figure 2b).

We wish to thank W. L. W. Sargent and L. Lu for providing HIRES data prior to publication, and B. Carney, A. Loeb, and N. Reid for valuable discussions. We also thank the referee, K. Lanzetta for valuable comments that improved the presentation of this paper. AMW was a guest of the Center for Particle Astrophysics at U. C. Berkeley during the inception of this work and he thanks M. Davis, B. Sadoulet, and J. Silk for their kind hospitality. The authors were partially supported by NASA grant NAGW-2119 and NSF grant AST 86-9420443.

References

- [Broiels & van Woerden 1994] Broiels & van Woerden, A. 1996, *Astron. Astrophys. Suppl.*, 107, 129
- [Carney et al. 1996] Carney, B. W., Laird, J. B., Latham, D. W. & Aguilar, L. A. 1986 *AJ*, 112, 668
- [Carney 1997] Carney, B. W. 1997, private communication
- [Edmunds & Pagel 1984] Edmunds, M. G., & Pagel, B. E. J. 1984 *MNRAS*, 211, 507
- [Eggen, Lynden-Bell, & Sandage 1962] Eggen, O.J., Lynden-Bell, D. & Sandage, A. 1962, *ApJ*, 136, 748
- [Fall & Pei 1993] Fall, S.M., & Pei, Y.C. 1993, *ApJ*, 402, 479
- [Gilmore, Wyse & Kuijken 1989] Gilmore, G., Wyse, R. F. G., Kuijken, K. 1989, *ARAA*, 27, 555
- [Gnedin & Ostriker 1992] Gnedin, N. Y., & Ostriker, J. P. *ApJ*, 400, 1
- [Haehnelt, M. G., Steinmetz, M., & Rauch, M. 1997] Haehnelt, M. G., Steinmetz, M., & Rauch, M. *ApJ*, preprint, astro-ph/9706201.
- [Lanzetta et al. 1995] Lanzetta, K. M., Wolfe, A. M., & Turnshek D. A. 1995, *ApJ*, 402, 479
- [Lu et al. 1996b] Lu, L., Sargent, W.L.W., Barlow, T.A., Churchill, C.W., & Vogt, S. 1996, *ApJS*, 107, 475
- [Majewski 1993] Majewski, S.R. 1993, *ARAA*, 31, 575
- [Pettini et al. 1994] Pettini, M., Smith, L. J., King, D. L., & Hunstead, R. W. 1997, *ApJ*, 486, 665
- [Prochaska and Wolfe 1997] Prochaska, J. X. and Wolfe, A. M. 1997, *ApJ*, 487, 73
- [Roberts, W., & Shu, F.] Roberts, W. W., & Shu, F. H. 1972, *Ap. Lett.*, 12, 49.
- [Schechter & Dressler 1987] Schechter, P. L., & Dressler, A. 1987, *AJ.* 94, 563.
- [Storrie-Lombardi and Wolfe 1997] Storrie-Lombardi, L.J. & Wolfe, A.M. 1997, in preparation
- [Tinsley 1980] Tinsley, B. M. 1980 *Fund.Cosm. Phys.*, 5, 287.
- [Wolfe 1995] Wolfe, A.M. 1995, in *ESO Workshop on QSO Absorption Lines*, ed. G. Meylan, (Berlin:Springer-Verlag), p. 13