

The Spatial Distribution of Coalescing Neutron Star Binaries: Implications for Gamma-Ray Bursts

Joshua S. Bloom^{1,2} and Steinn Sigurdsson¹, and Onno R. Pols^{1,3}

¹ *Institute of Astronomy, Madingley Road, Cambridge, CB3 0HA, England*

² *California Institute of Technology, MS 105-24, Pasadena, CA 91106 USA*

³ *Instituto de Astrofísica de Canarias, c/ Via Láctea s/n, E-38200 La Laguna, Tenerife, Spain*

email: jsb@astro.caltech.edu

ABSTRACT

We find the distribution of coalescence times, birthrates, spatial velocities, and subsequent radial offsets of coalescing neutron stars (NSs) in various galactic potentials accounting for large asymmetric kicks introduced during a supernovae. The birthrates of bound NS–NS binaries are quite sensitive to the magnitude of the kick velocities but are, nevertheless, similar (~ 10 per Galaxy per Myr) to previous population synthesis studies. The distribution of merger times since zero-age main sequence is, however, relatively insensitive to the choice of kick velocities. With a median merger time of $\sim 10^8$ yr, we find that compact binaries should closely trace the star formation rate in the Universe.

In a range of plausible galactic potentials (with $M_{\text{galaxy}} \gtrsim 3 \times 10^{10} M_{\odot}$) the median radial offset of a NS–NS mergers is less than 10 kpc. At a redshift of $z = 1$ (with $H_0 = 65 \text{ km s}^{-1} \text{ Mpc}^{-1}$ and $\Omega = 0.2$), this means that half the coalescences should occur within ~ 1.3 arcsec from the host galaxy. In all but the most shallow potentials, ninety percent of NS–NS binaries merge within 30 kpc of the host. We find that although the spatial distribution of coalescing neutron star binaries is consistent with the close spatial association of known optical afterglows of gamma-ray bursts (GRBs) with faint galaxies, a non-negligible fraction (~ 15 percent) of GRBs should occur well outside ($\gtrsim 30$ kpc) dwarf galaxy hosts. Extinction due to dust in the host, projection of offsets, and a range in interstellar medium densities confound the true distribution of NS–NS mergers around galaxies with an observable set of optical transients/galaxy offsets.

Key words: Stars: neutron—relativity—binaries: general—pulsars: general—galaxies: general

1 INTRODUCTION

The discovery of an X-ray afterglow by BeppoSAX (Costa et al. 1997; Piro, Scarsi, & Butler 1995) and subsequently an optical transient associated with gamma-ray burst (GRB) 970228 (van Paradijs et al. 1997) led to the confirmation of the cosmological nature of GRBs (Metzger et al. 1997). The broadband optical afterglow has been modeled relatively successfully (Mészáros & Rees 1993; Wijers, Rees, & Mészáros 1997; Waxman 1997; Waxman, Kulkarni & Frail 1998) as consistent with an expanding relativistic fireball (Rees & Mészáros 1994; Paczyński & Rhoads 1993; Katz 1994; Mészáros & Rees 1997; Vietri 1997; Sari, Piran, & Narayan 1998; Rees & Mészáros 1998).

Still, very little is known about the nature of the progenitors of GRBs, and, for that matter, their hosts. Broad-band

fluence measures and the known redshifts of some bursts implies a minimum (isotropic) energy budget for GRBs of $\sim 10^{52-53}$ ergs (Metzger et al. 1997; Kulkarni et al. 1998; Djorovski et al. 1998). The $\log N$ - $\log P$ brightness distribution, the observed rate, N , of bursts above some flux, P , versus flux, indicates a paucity of dim events from that expected in a homogeneous, Euclidean space. With assumptions of a cosmology, source evolution and degree of anisotropy of emission, the $\log N$ - $\log P$ has been modeled to find a global bursting rate. Assuming the bursts are non-evolving standard candles Fenimore & Bloom 1995 found ~ 1 bursts events per galaxy per Myr (GEM) to be consistent with the observed $\log N$ - $\log P$. More recently, Wijers et al. 1998 (see also, Totani et al. 1998; Lipunov, Postnov, & Prokhorov 1997) found the same data consistent with GRBs as standard candles assuming the bursting rate traces the star-

formation rate (SFR) in the Universe; such a distribution implies a local burst rate of ~ 0.001 GEM and a standard peak luminosity of $L_0 = 8.3 \times 10^{51}$ erg s $^{-1}$ (Wijers et al. 1998).

Given the energetics, burst rate and implied fluences, the coalescence, or merger, of two bound neutron stars (NSs) is the leading mechanism whereby gamma-ray bursts are thought to arise (Paczynski 1986; Goodman 1986; Eichler et al. 1989; Narayan, Paczynski, & Piran 1992). One quantifiable prediction of the NS–NS merger hypothesis is the spatial distribution of GRBs (and GRB afterglow) with respect to their host galaxies. Conventional wisdom, using the relatively long-lived Hulse–Taylor binary pulsar as a model, is that such mergers can occur quite far ($\gtrsim 100$ kpc) outside of a host galaxy. Observed pulsar (PSR) binaries with a NS companion provide the only direct constraints on such a populations, but the observations are biased both towards long lived systems, and systems that are close to the Galactic plane.

The merger rate of NS–NS binaries has been discussed both in the context of gravitational wave-detection and GRBs (eg. Phinney 1991; Narayan et al. 1991; Tutukov & Yungelson 1994; Lipunov et al. 1995). Recently Fryer, Burrows, and Benz (1997), Lipunov, Postnov, & Prokhorov (1997), Portegies Zwart & Spreeuw (1996) studied the effect of asymmetric kicks on birthrates of NS–NS binaries, but did not quantify the spatial distribution of such binaries around their host galaxies. Tutukov & Yungelson (1994) discussed the spatial distribution of NS–NS mergers but neglected asymmetric kicks and the effect of a galactic potential in their simulations. Only Zwart & Yungelson (1998) have discussed the maximum travel distance of merging neutron stars including asymmetric supernovae kicks.

It is certainly of interest to find the rate of NS–NS coalescences *ab initio* from population synthesis of a stellar population. This provides an estimate of beaming of GRBs, assuming they are due to NS–NS mergers, and hence an estimate of probable frequency of gravitational wave sources, providing a complementary rate estimate to those of Phinney 1991 and Narayan et al. 1991, which are based on long lived NS–PSR pairs only and are very conservative. It also provides an estimate of how the NS–NS mergers trace the cosmological star formation rate (SFR) of the Universe, if mean formation rates and binarity of high mass stars are independent of star formation environments such as metallicity.

Here we concentrate on estimating the spatial distribution of coalescing NS–NS binaries around galaxies. To do so, both the system velocity and the interval between formation of the neutron star binary and the merger through gravitational radiation is found by simulation of binary systems in which two supernovae occur. We explore the effects of different asymmetric kick amplitudes, and the resultant birthrates and spatial distribution of coalescing NS–NS binaries born in different galactic potentials.

In section 2 we briefly outline the prescription for our Monte Carlo code to simulate bound binary pairs from an initial population of binaries by including the effect of asymmetric supernovae kicks. In section 3 we outline the integration method of NS–NS pairs in various galactic potentials. Section 4 highlights the birthrates and spatial distributions inferred from the simulations. Section 5 concludes by discus-

sion the implications and predictions for gamma-ray burst studies.

2 NEUTRON STAR BINARY POPULATION SYNTHESIS

We used a modified version of the code created for binary evolution by Pols (Pols & Marinus 1994) taking into account the evolution of eccentricity through tidal interaction and mass transfer before the first and second supernova, and allowing for an asymmetric kick to both the NS during supernova. The reader is referred to Pols & Marinus (1994) for a more detailed discussion account of the binary evolution code.

2.1 Initial Conditions and Binary Evolution

In general, the evolution of a binary is determined by the initial masses of the two stars (m_1, m_2), the initial semi-major axis (a_o) and the initial eccentricity (e_o) of the binary at zero-age main sequence (ZAMS). We construct Monte Carlo ensembles of high-mass protobinary systems (with primary masses between $4M_\odot$ and $100M_\odot$) by drawing from an initial distribution of each of the four parameters as prescribed and motivated in Portegies Zwart & Verbunt (1996). We treat mass transfer and common-envelope (CE) phases of evolution as in Pols & Marinus (1994). CE evolution is treated as a spiral-in process; we use a value of $\alpha = 1$ for the efficiency parameter of conversion of orbital energy into envelope potential energy, see eq. [17] of Pols & Marinus (1994). We treat circularization of an initially eccentric orbit as in Portegies Zwart & Verbunt (1996).

During detached phases of evolution we assume that mass accreted by the companion is negligible so that $aM_{\text{tot}} = \text{constant}$. Mass lost by the binary system in each successive time step results in a change in eccentricity according to the sudden mass loss equations (see, for example, eqns. [A.21] and [A.24] of Wettig & Brown 1996). We ignore the effect of gravitational radiation and magnetic braking in the early stages of binary evolution.

The simple approximation of the 4-parameter distribution function, albeit rather *ad hoc*, appears to adequately reproduce the observed population of lower mass stars in clusters (eg. Pols & Marinus 1994). The effect on the distribution of NS–NS binaries after the second supernova by variation of the 4-parameter space is certainty of interest, but we have used the canonical values. A fair level of robustness is noted in that varying the limits of the initial distributions of a_o and e_o does not the change the implied birthrates of bound NS binaries nearly as much as plausible variation in asymmetric kick distribution. This effect was noted in Portegies Zwart & Spreeuw 1995 and Portegies Zwart & Verbunt 1995.

2.2 Asymmetric Supernovae Kicks

Several authors (eg. Paczynski 1990; Narayan & Ostriker 1990; Lyne & Lorimer 1994; Cordes & Chernoff 1997) have sought to constrain the distribution of an asymmetric kick velocities from observations of isolated pulsars which are the presumed by-products of type II supernovae. Even careful

modeling of the selection effects in observing such pulsars has yielded derived mean velocities that differ by nearly an order of magnitude. It is important here to use a good estimate for the actual physical impulse (the “kick velocity”) the neutron stars receive on formation. The observed distribution of pulsar velocities does not reflect the kick distribution directly as it includes the Blaauw kick (Blaauw 1961) from those pulsars formed in binaries, and selection effects on observing both the high and low speed tail of the pulsar population (eg. Hartman 1997). Hansen & Phinney (1997) found that the observed distribution is adequately fit by a Maxwellian velocity distribution with $\sigma_{\text{kick}} = 190 \text{ km s}^{-1}$ (which corresponds to a 3-D mean velocity of 300 km s^{-1}). Since it is not clear that pulsar observations require a more complicated kick-velocity distribution, we chose to adopt a Maxwellian but vary the value of σ_{kick} .

When a member of the binary undergoes a supernovae we assume the resulting NS receives a velocity kick, v_k , drawn from this distribution. Although the direction of this kick may be coupled to orientation of the binary plane, we choose a kick with a random spatial direction, since there is no known correlation between the kick direction or magnitude and the binary parameters.

With an angle α between the velocity kick and the relative velocity vector, v , of the two stars. Then, following earlier formulae (e.g. Portegies Zwart & Verbunt 1996; Wetig & Brown 1996), the new semi major axis of the binary is,

$$a' = \left(\frac{2}{r} - \frac{v^2 + v_k^2 + 2vv_k \cos \alpha}{G(M_{\text{NS}} + M_2)} \right)^{-1}. \quad (1)$$

where r is the instantaneous distance between the two stars before SN, M_2 is the mass of the companion (which may already be a NS), and $M_{\text{NS}} = 1.4M_{\odot}$ is the mass of the resulting neutron star. We neglect the effects of supernova-shell accretion on the mass of the companion star. If a' is positive, the new eccentricity is

$$e' = \left[1 - \frac{|\vec{r} \times \vec{v}_r|^2}{a'^2 G^2 (M_{\text{NS}} + M_2)^2} \right]^{1/2}, \quad (2)$$

where the resultant relative velocity is $\vec{v}_r = \vec{v} + \vec{v}_k$. Assuming the kick directions between successive SN are independent, the resulting kick to the bound system (whose magnitude is given by equation [2.10] of Brant & Podsiadlowski 1995) is added in quadrature to the initial system velocity to give the system velocity (v_{sys}).

To produce 1082 bound NS–NS binaries with a Hansen & Phinney kick velocity distribution and initial conditions described above, we follow the evolution of 9.7 million main sequence binaries which produce a total of ~ 1 million neutron stars through supernovae. Assuming a supernova rate of 1 per 40 years (Tammann et al. 1994) and 40% binary fraction (as in Portegies Zwart & Spreeuw 1996), we find an implied birthrate of NS–NS binaries by computing the number of binaries with SN type II per year and multiply by the ratio of bound NS–NS systems to SN type II as found in the simulations. We neglect the (presumed small) contribution of other formation channels (eg. three-body interactions) to the overall birthrate of NS–NS binaries. The implied birthrate of NS–NS binaries from various kick-velocity magnitudes are given in table 2.

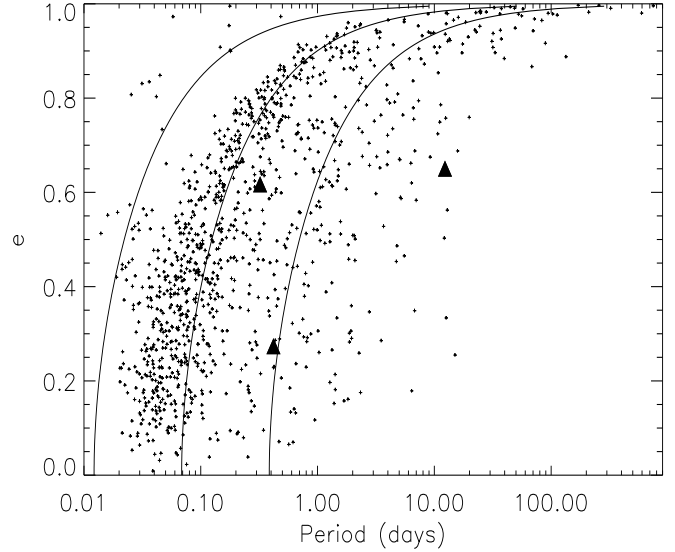


Figure 1. The distribution of orbital parameters (period and eccentricity) after the second supernovae for bound NS–NS pairs. From left to right, are lines of constant merger time after second SN (10^6 , 10^8 , 10^{10} yrs). The parameters of the observed NS pairs 1913+16 (Taylor & Weisberg 1989), 1534+12 (Wolszczan 1991), and 2303+46 (Taylor & Dewey 1988) are marked with triangles. With an observational bias towards long-lived systems, clearly the observed PSR–NS systems are not indicative of the true NS binary distribution (see section 4.1).

3 EVOLUTION OF BINARIES SYSTEMS IN A GALACTIC POTENTIAL

The large-scale dynamics of stellar objects are dominated by the halo gravitational potential while the initial distribution of stellar objects is characterized by a disk scale length. We take the disk scale and halo scale to vary independently in our galactic models. We assume the NS–NS binaries are born in an exponential stellar disk, with birthplace drawn from randomly from mass distribution of the disk. The initial velocity is the local circular velocity (characterized by the halo) plus v_{sys} added with random orientation.

We then integrate the motion of the binary in the galactic potential assuming a Hernquist (1990) halo; we ignore the contribution of the disk to the potential. We assume scale lengths for the disk and halo, the disk scale (r_{disk}) determines the disk distribution, the halo scale length (r_{break}) and circular velocity (v_{circ}) determine the halo mass (see table 1). The movement of the NS–NS binaries on long time-scales is sensitive primarily to the depth of the galactic potential (here assumed to be halo dominated) and how quickly it falls off at large radii. Assuming isothermal halos instead of Hernquist profiles would decrease the fraction of NS–NS pairs that move to large galactocentric radii, but the differences in distribution are dominated by the true depth of the halo potentials in which the stars form rather than their density profiles at large radii.

We use a symplectic leapfrog integrator to advance the binary in the galactic potential, and a simple iteration scheme to evolve the semi-major axis and eccentricity of the binary as gravitational radiation drives a and e to zero,

assuming the orbit averaged quadrupole dominated approximation (Peters 1964). The integration is continued until either 1.5×10^{10} years have passed (no merger in Hubble time) or the characteristic time to merger is short compared to the dynamical time scale of the binary in the halo (ie. the binary won't move any further before it merges). We then record the 3-D position of the binary relative to the presumptive parent galaxy and the time since formation.

4 RESULTS

4.1 Orbital parameter distribution after the second supernova

Figure 1 shows the distribution of orbital parameters (semi-major axis and period) after the second supernova for bound NS–NS pairs for the Hansen & Phinney (1997) kick distribution ($\sigma_{\text{kick}} = 190 \text{ km s}^{-1}$). As found previously (eg. Portegies Zwart & Spreeuw 1996), bound systems tend to follow lines of constant merger time. The density of systems in figure 1 can be taken as the probability density of finding a NS–NS binaries directly after the second supernova. In time, the shorter-lived systems (higher e and shorter period) merge due to gravitational radiation. Thus, at any given time after a burst of star-formation there is an observational bias towards finding longer-lived systems. In addition, there is a large observational bias against finding short period binaries (Johnston & Kulkarni 1991). That the observed PSR–NS systems lie in the region of parameter space with low initial probability is explained by these effects. The time-dependent probability evolution has been discussed and quantified in detail by Portegies Zwart & Yungelson (1998). Figure 2 shows the distribution of merger times as a function of system velocity. A majority of systems merge in $\sim 10^8$ yr spread over system velocities of $50 - 500 \text{ km s}^{-1}$. A subclass of systems are have spatial velocity and merger time which are anti-correlated.

4.2 Coalescence/Birth Rates

We have explored the consequences of different kick strengths on the birthrates of NS–NS binaries. Table 4.2 summarizes these results.

Earlier work (eg. Sutantyo 1978; Dewey & Cordes 1987; Verbunt, Wijers & Burm 1990; Wijers et al. 1992; Brandt & Podsiadlowski 1995) in which asymmetric kicks were incorporated with a single NS component binary (as in LMXBs, HMXBs) noted a decrease in birthrate with increased kick magnitude. Portegies Zwart & Spreeuw (1996) and Lipunov, Postnov, & Prokhorov (1997) found a similar effect on the bound NS pair birthrates. Lipunov (1997) provides a good review of the expected rates. Clearly the birthrate of NS–NS binaries is also sensitive to the total SN type II rate (which is observationally constrained to no better than a factor of two, and theoretically depends both on the uncertain high mass end of the initial mass function and the total star formation at high redshift), and is also sensitive to the fraction of high mass stars in binaries with high mass secondaries.

We concentrate our discussion of NS–NS binary birthrates to galactic systems for which the SN type II is fairly well-known (such as in the Galaxy). It is important to

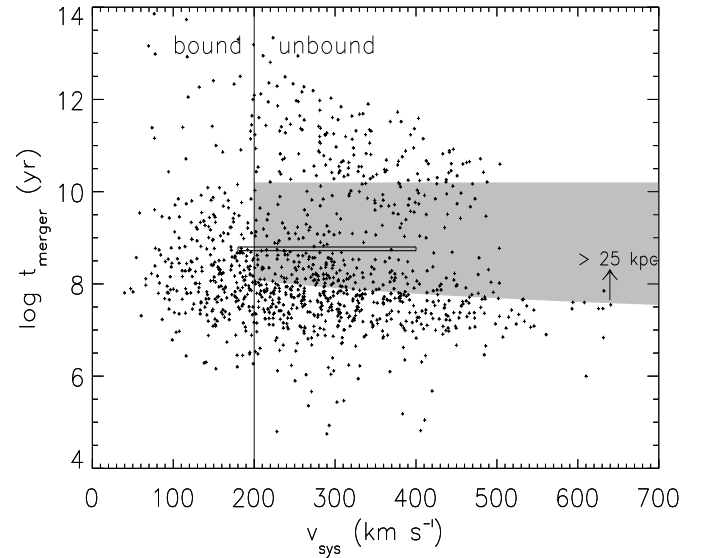


Figure 2. The distribution of merger times after second supernovae as a function of system velocity. Left of the vertical line, all pairs created are gravitationally bound to a undermassive host ($3 \times 10^{10} M_{\odot}$) at the disk scale radius. Of the pairs that are unbound, only the pairs in the shaded region could travel more than ~ 25 kpc (linearly) from their birthplace and merge within a Hubble time ($\lesssim 1.5 \times 10^{10}$ yrs). Since the spatial velocity of observed NS binaries includes both the initial circular velocity of the system and the system velocity due to kicks from each supernova, the true system velocities are highly uncertain. For comparison, though, we demark the range of accepted kick velocities of PSR 1913+16 with a long rectangle (the merger time is much better constrained than that depicted); this illustrates a general agreement of the system velocity of PSR 1913+16 and the modeled distribution of bound NS binaries. The slightly longer merger time of PSR 1913+16 than expected from the density of systems in this parameter space is explained in section 4.1 of the text.

note, however, that the SN type II rate may be quite high in low surface-brightness and dwarf galaxies (eg. Babul & Ferguson 1996). This would subsequently lead to a higher NS–NS birthrates in such systems than a simple mass scaling to rates derived for the Galaxy.

Recently van den Heuvel & Lorimer (1996) find (observationally) the birthrate of NS–NS binaries to be 8 Myr^{-1} . Lipunov, Postnov, & Prokhorov (1997) find between 100 and 330 events per Myr in simulations. Portegies Zwart & Spreeuw (1996) found birthrates anywhere from 9 to 384 Myr^{-1} depending mostly on the choice of asymmetric kick strength in their models. We note that our derived birthrate of $\sim 3 \text{ Myr}^{-1}$ for high $\sigma_v = 270 \text{ km s}^{-1}$ is comparable to those found Portegies Zwart & Spreeuw (particularly model “ck”) with an average 3-D kick velocity of 450 km s^{-1} . Also, for low velocity kicks ($\sigma_{\text{kick}} = 95 \text{ km s}^{-1}$) our birthrates approach that of Portegies Zwart & Spreeuw models with no asymmetric kicks.

The discrepancies between this and other work, therefore, we believe are largely due to the choices of supernovae kick distributions and strengths. That the absolute birthrate varies by an order of magnitude depending on the binary evolution code and asymmetric kick distributions used in

Table 1. The spatial distribution of coalescing neutron stars in various galactic potentials. Though the average distance from center a pair travels before coalescence (d_{avg}) generally decreases with increasing galactic mass, the median distance (d_{median}) scales with disk radius (r_{disk})

Run	v_{circ} (km/s)	Galaxy parameters			L	Coalescence Distance	
		r_{break} (kpc)	r_{disk} (kpc)	M ($10^{11} M_{\odot}$)		d_{median} (kpc)	d_{avg} (kpc)
a	100	1	1	0.092	$\lesssim 0.05L_*$	4.3	66.2
b	100	3	1	0.278	$\simeq 0.1L_*$	4.0	50.1
c	100	3	3	0.278	$\simeq 0.1L_*$	8.7	68.8
d	150	3	1	0.625	$\simeq 0.5L_*$	3.1	24.8
e	150	3	3	0.625	$\simeq 0.5L_*$	7.7	54.1
f	225	3	3	1.41	$\simeq 1L_*$	6.0	29.9
g	225	3	1	1.41	$\simeq 1L_*$	2.3	7.1
h	225	5	3	2.34	$\simeq 2L_*$	6.0	21.4
i	225	5	5	2.34	$\simeq 2L_*$	9.9	30.2

Table 2. The bound NS–NS binary birthrate and merger time properties as a function of supernova kick strength. A Maxwellian distribution characterized by a velocity dispersion (σ_{kick}) is assumed.

σ_{kick} (km/s)	Birthrate (Myr^{-1})	τ_{median} (yr)	τ_{avg}^a (yr)
95	49	1.4×10^8	9.4×10^8
190	10	7.0×10^7	8.0×10^8
270	3	5.5×10^7	7.0×10^8

^a Average merger time of pairs merging in less than 1.5×10^{10} years.

different studies, hints at the uncertainty in the knowledge of the true birthrates.

4.3 Spatial Distribution

Approximately half of the NS–NS binaries merge within $\sim 10^8$ years after the second SN; this merger time is relatively quick on the timescale of star-formation. In addition, half the pairs coalesce within a few kpc of their birthplace and within 10 kpc of the galactic centre (see figure 3) *regardless* of the potential strength of the host galaxy. As shown in figure 3, galaxies with $M_{\text{galaxy}} > 10^{10} M_{\odot}$ ($L \gtrsim 0.1L_*$), 90 (95) percent of the NS–NS mergers will occur within 30 (50) kpc of the host. In the least massive dwarf galaxies with $M_{\text{galaxy}} \simeq 9 \times 10^9 M_{\odot}$ ($\lesssim 0.1L_*$), 50 (90, 95) percent of mergers occur within ~ 10 (100, 300) kpc of the host (see figure 3). So, for example, assuming a Hubble constant of $H_0 = 65 \text{ km s}^{-1} \text{ Mpc}^{-1}$ and $\Omega = 0.2$, we find that 90 (95) percent of NS binaries born in dwarf galaxies at redshift $z = 1$ will merge within ~ 12.7 arcsec (~ 38.2 arcsec) of the host galaxy. These angular offsets can be considered the extreme of the expected radial distribution since the potentials are weakest and we have not included the effect of projection. We would expect 50 (90, 95) percent the mergers near non-dwarf galaxies to occur within ~ 1.3 (3.8, 6.4) arcsec from their host at $z = 1$ for the cosmology assumed above.

Given the agreement of our orbital parameter distribution (figure 1) and velocity distribution (figure 2) with that of Portegies Zwart & Yungelson (1998), the discrepancy between the derived spatial distribution (see figure 8 of Portegies Zwart & Yungelson) is likely due to our use of a galactic potential in the model. This inclusion of a potential

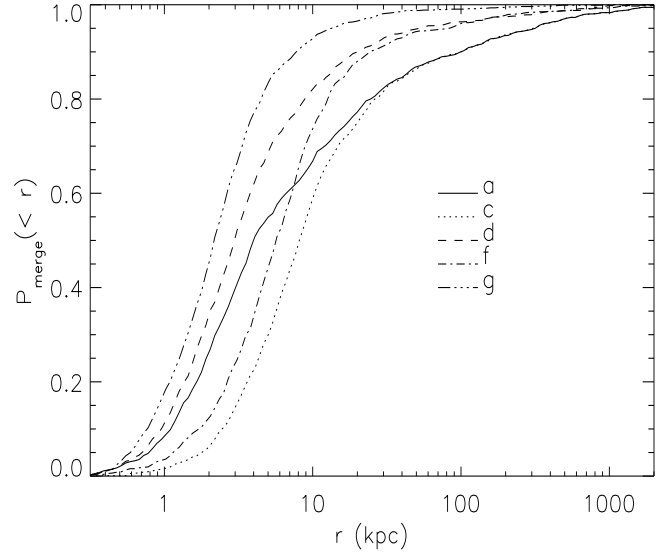


Figure 3. The radial distribution of coalescing neutron stars around galaxies of various potentials. The letters refer to runs in table 1. In all scenarios, at least 50% of the mergers occur within 10 kpc of the host galaxy. The wider radial distribution of in the underluminous galaxy scenarios (a,c) reflects the smaller gravitational potential of underluminous galaxies.

naturally keeps merging NSs more concentrated towards the galactic centre than without the effect.

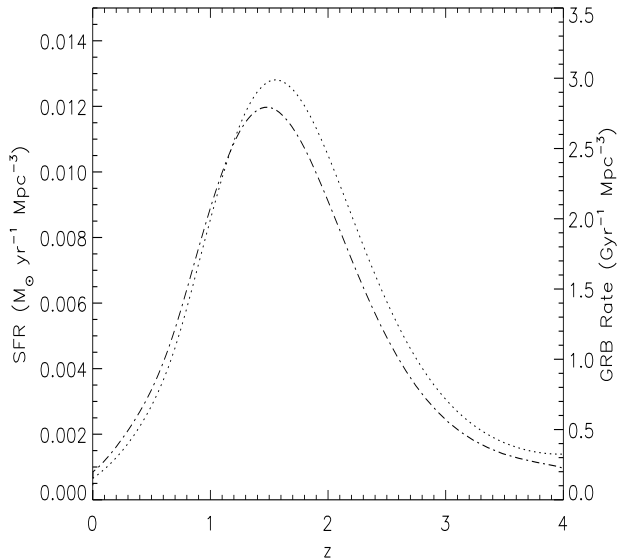


Figure 4. NS–NS merger rate dependence on redshift. The dotted line is a reproduction of the SFR from Madau 1997 with corresponding units on the left-hand axis. The SFR curve as seen as a lower limit to the true star-formation history since dust may obscure a large fraction SFR regions in galaxies. The right hand axis is the (unobscured) GRB rate if the bursts arise from the merger of two NS–NS assuming a merger time distribution found in the present study (dot-dashed line). Both the SFR and merger rate are in co-moving units (assuming $H_0 = 50 \text{ km s}^{-1} \text{ Mpc}^{-1}$). The normalisation of the burst rate is taken from Wijers et al. 1998.

5 DISCUSSION

Although the NS–NS birthrate decreases with increased velocity kick, the distribution of merger time and system velocity is not affected strongly by our choice of kick distributions. Rather, the shapes of the orbital and velocity distributions (figures 1 and 2) are closely connected with the pre-SN orbital velocity, which is itself connected simply with the evolution and masses. That is, bound NS binaries come from a range of parameters which give high orbital velocities in the pre-second SN system. The orbital parameters (and merger time distribution) of binaries which survive the second SN are not sensitive to the exact kick-velocity distribution. We suspect this may be because bound systems can only originate from a parameter space where the kick magnitude and orientation are tuned for the pre-second SN orbital parameters. The overall fraction of systems that remain bound *is* sensitive to the kick distribution insofar as the kick distribution determines how many kicks are in the appropriate range of parameter space.

Since NS–NS binaries are formed rapidly (with an average time since ZAMS of ~ 22 million years) and the median merger time is of order one hundred million years regardless of the kick velocity distribution (see table 2), the rate of NS–NS mergers should closely trace the star formation rate. In the context of gamma-ray bursts, where merging NSs are seen as the canonical production mechanism, this result implies that the GRB merger rate should evolve proportionally to the star formation rate (see figure 4; see also Bagot, Portegies Zwart, & Yungelson 1998). Indeed, several

studies (Totani 1997; Lipunov, Postnov, & Prokhorov 1997; Wijers et al. 1998) have consistently fit the GRB log N –log P curve to a model which assumes such a rate density evolution.

If indeed gamma-ray bursts arise from the coalescence of neutron star binaries, then we confirm that GRBs should trace the star formation rate in the Universe; thus most GRBs should have redshifts near the peak in star formation (currently believed to be $1 \lesssim z \lesssim 2$; Madau et al. 1996) although the observed distribution may be skewed to lower redshifts by obscuration at high redshift (eg. Hughes et al. 1998). Determination of the distribution of x-ray and optical counterparts to GRBs may help constrain the true cosmological star formation history, though the observations of GRB counterparts are vulnerable to some of the same extinction selection effects that complicate determination of high redshift star formation rates. Figure 4 illustrates the redshift dependence of the GRB rate assuming the bursts arise in NS mergers.

The minimum required local (isotropic) bursting rate of 0.025 galactic event per Myr (Wijers et al. 1998) is consistent with our birthrate results (table 2) assuming a beaming fraction of 1/10–1/100 for the gamma ray emission and our canonical values for the type II supernova rate and supernova binary fraction. The effects of beaming should be observed in both the light curves of GRB afterglow and in deep transient searches (eg. Woods & Loeb 1998).

In the case of GRB 970508, Bloom et al. 1998a and Castro-Tirado et al. 1998 (see also Natarajan et al. 1998) found that the host is an underluminous dwarf galaxy; the close spatial connection (offset $< 1''$) of the OT with the galaxy is then a case (albeit weakly) against the NS–NS merger hypothesis as the *a priori* probability is $\lesssim 20\%$ (figure 3). Paczyński 1998 first pointed out that the close spatial association with a dwarf galaxy is a case against the NS–NS merger hypothesis. Certainly more transients are required to rule against the NS–NS merger hypothesis; we note, however, that dust obscuration and projection effects may severely bias the sample (see above discussion).

The verdict on the reconciliation of the expected radial distribution of NS–NS mergers with hosts of known GRBs is still out. Sahu et al. 1997 found the optical transient associated with GRB 970228 to be slightly offset from the centre of a dim galaxy but without a redshift it is still unclear as to the true luminosity of the host and thus the expected offset of the OT in the NS–NS merger hypothesis. Similarly, small or negligible offsets of GRB afterglow with faint galaxies has been found for GRB 980326 and GRB 980329 (Djorgovski et al. 1998). Kulkarni et al. 1998 found the redshift of the purported host galaxy of GRB 980329 to be $z = 3.4$ implying the host is $L \gtrsim L_*$; the expected offsets of NS–NS mergers around massive galaxies (figure 3, models d through i) is then consistent with their finding of an OT offset $\simeq 0.5$ kpc.

A few well-established offsets cannot tell us what is the true distribution of GRBs around host galaxies. As more OTs are discovered, we will hopefully build up a large sample to statistically test statistically the offsets. Fortunately the unobscured afterglow emission strength is coupled with the density n of the surrounding interstellar medium (ISM) with intensity scaling as \sqrt{n} (Begelman, Mészáros & Rees 1993; Mészáros, Rees, & Wijers 1998); however, high ISM

densities tracing dust will tend to obscure rest-frame UV and optical emission from the transient. In the absence of strong absorption from the surrounding medium transients of GRBs are preferential found close to where they are born, in the disk. However, dust obscuration and projection effects severely complicate determination of the true offset of OTs from their host galaxy. Furthermore, identification of the host with a GRB becomes increasingly difficult with distances beyond a few light radii (~ 10 kpc) of galaxies (although see Bloom, Tanvir & Wijers 1998).

If all afterglows, especially those where little to no absorption is implied, are found more highly concentrated than predicted in figure 3, the NS–NS merger hypothesis would lose favour to models which keep progenitors more central to their host. GRBs as events associated with single massive stars such as microquasars (Paczynski 1998) or failed type Ib SN (Woosley 1993) could be possible. Alternatively, one may consider neutron star–black hole (BH) binaries as the progenitors of GRBs (Mochkovitch et al. 1993; Mészáros & Rees 1997). Most black hole X-ray binaries have low-spatial velocities (although Nova Sco has $v_{\text{sys}} \simeq 100$ km s $^{-1}$; see Brandt, Podsiadlowski, & Sigurdsson 1995) so NS–BH binaries should have system velocities ~ 3 to 10 times smaller than NS–NS binaries. One would expect NS–BH systems to be borne with higher eccentricities than NS–NS systems leading to quicker merger. Moreover, NS–BH binaries are more massive than NS–NS binaries and merger time due to gravitational radiation scales strongly with mass. Thus the attraction is that NS–BH mergers would be preferentially closer to their host and their merger rate might be small enough so as to require no beaming. Alternatively, gamma-ray bursts could arise from several of these plausible progenitor models and still be consistent with basic relativistic fireball models.

6 CONCLUSIONS

A reconciliation with the expected distribution of presumed progenitors of GRBs and observed transient/host offsets is clearly required. We find for all plausible galactic potentials that the median radial offset of a NS–NS merger is less than 10 kpc. And in all but the most shallow potentials, ninety percent of NS–NS binaries merge within 30 kpc of the host. At a redshift of $z = 1$ (with $H_0 = 65$ km s $^{-1}$ Mpc $^{-1}$ and $\Omega = 0.2$), this means that ninety percent the coalescences should occur within ~ 4 arcsec from the host galaxy. Although the expected spatial distribution of coalescing neutron star binaries found herein is consistent with the close spatial association of known optical afterglows of gamma-ray bursts with faint galaxies, a non-negligible fraction ($\sim 15\%$) of GRBs *should* occur well outside dwarf galaxy hosts if the NS–NS hypothesis is correct. Otherwise, other models which keep progenitors closer to their host (eg. BH–NS mergers, microquasars, or “failed SN type Ib”) would be preferred.

As all the progenitor models mentioned are connected with high-mass stars, the true GRB afterglow rate as a function of redshift should trace the star-formation rate in the Universe. However, environmental effects, such as dust obscuration, may severely bias the estimate of the true offset distribution. Even in the NS–NS models where progenitors have a natural mechanism to achieve high spatial veloci-

ties, most will be closely connected spatially to their host. Redshifts derived from absorption in the afterglow spectra should be nearly always that of the nearest galaxy (Bloom et al. 1998b). Rapid burst follow-up ($\lesssim 1$ hr), with spectra taken while the optical transients are bright should confirm some form of absorption from the host galaxy.

We have confirmed the strong dependence of birthrate of NS–NS binaries on kick velocity distribution and found the independence of the orbital parameters after the second supernova (and hence merger times and spatial velocity) on the choice of kicks. The methodology herein can be extended to include formation scenarios of black holes. This could provide improved merger rate estimates for LIGO sources, and estimate the relative contribution of coalescences between neutron stars and low mass black holes to the event rate. Detailed modeling of the Milky Way potential would also allow predictions for the distribution of NS–PSR binaries observable in the Milky Way, which would provide an independent test of the assumptions made in these models.

ACKNOWLEDGMENTS

It is a pleasure to thank Peter Mészáros, Melvyn Davies, Gerald Brown, Hans Bethe, Ralph Wijers, Peter Eggleton, Sterl Phinney, Peter Goldreich, Brad Schaefer, and Martin Rees for helpful insight at various stages of this work. We especially thank Simon Portegies Zwart as referee. JSB thanks the Hershel Smith Harvard Fellowship for funding. SS acknowledges the support of the European Union through a Marie Curie Individual Fellowship.

REFERENCES

- Babul, A., Ferguson, H. C. 1996, ApJ, 458, 100.
- Bagot, P., Portegies Zwart, S. F., Yungelson, L. R. 1998, A&A, in press.
- Begelman, M. C., Mészáros, P., and Rees, M. J. 1993, MNRAS 265, L13.
- Blaauw, A. 1961, BAN, 15, 265.
- Bloom, J. S., Djorgovski, S. G., Kulkarni, S. R., Frail, D. A. 1998a, ApJ Lett., submitted (astro-ph/9807315).
- Bloom, J. S., Sigurdsson, S., Wijers, R. A. M. J., Almaini, O., Tanvir, N. R., Johnson, R. A. 1998b, MNRAS, 292, 55L.
- Bloom, J. S., Tanvir, N. R., Wijers, R. A. M. J. 1998, (astro-ph/9705098).
- Brandt, N., Podsiadlowski, P. 1995, MNRAS, 274, 461.
- Cordes, J. M., Chernoff, D. 1997, ApJ, 482, 971.
- Costa, E. et al. 1997 IAU Circular No. 6572.
- Dewey, R. J., Cordes, J. M. 1987, ApJ, 321, 780
- Djorgovski, S. G. et al. 1998, ApJL, submitted.
- Eichler, D., Livio, M., Prian, T., Schramm, D. N., 1989, Nature, 340, 126.
- Fenimore, E. E., Bloom, J. S. 1995, ApJ, 453, 25.
- Fryer, C., Burrows, A., Benz, W. 1997, ApJ, accepted (Steward Observatory preprint 1416).
- Goodman, J. 1986, ApJ, 308, L17.
- Hartman, J. W. 1997, A&A, 322, 127.
- Hansen, B. M. S., Phinney, E. S. 1997, MNRAS, 291, 569.
- Hernquist, L. 1990, ApJ, 356, 359 .
- Hughes, D. et al. 1998, Nature, 394, 241.
- Johnston, H. M., Kulkarni, S. R. 1991, ApJ, 368, 504.
- Katz, J. I. 1994, ApJ, 432, L107.
- Kulkarni, S. R. et al. 1998, Nature, 393, 35.
- Kulkarni, S. R., Bloom, J. S., Frail, D. A., Ekers, R., Wieringa, M., Wark, R., Higdon, J. L. 1998, IAU Circular, 6903.

- Lipunov, V. M., Postnov, K. A., Prokhorov, M. E., Panchenko, I. E., Jorgensen, H. E. 1995, *ApJ*, 454, 593.
- Lipunov, V. M., Postnov, K. A., Prokhorov, M. E. 1997, *MNRAS*, 288, 245.
- Lipunov, V. M. 1997, astro-ph/9711270.
- Lyne, A. G., Lorimer, D. R. 1994, *Nature*, 369, 127
- Madau, P. et al. 1997, *MNRAS*, 283, 1388
- Mészáros, P., Rees, M. 1997, *ApJ*, 476, 232.
- Metzger, M. R., Djorgovski, S. G., Steidel, C. C., Kulkarni, S. R., Adelberger, K. L., Frail, D. A. 1997, *IAU Circular* 6655.
- Mészáros, P., Rees, M. J., 1993, *ApJ*, 418, 59.
- Mészáros, P., Rees, M. J., 1997, *ApJ*, 482, 29.
- Mészáros, P., Rees, M. J., Wijers, R. A. M. J. 1998, *ApJ*, submitted (astro-ph/9709273).
- Mochkovitch, R., Hernanz, M., Isern, J., Martin, X., 1993, *Nature*, 361, 236.
- Narayan, R., Ostriker, J. P. 1990, *ApJ*, 352, 222.
- Narayan, R., Paczyński, B., Piran, T. 1992, *ApJ*, 395, 83.
- Narayan, R., Piran, T., Shemi, A. 1991, *ApJ*, 397, L17.
- Natarajan, P. et al. 1997, *New Astronomy*, 2, 471.
- Paczyński, B. 1986, *ApJ*, 308, L43.
- Paczyński, B. 1990, *ApJ*, 358, 485.
- Paczyński, B. 1998, *ApJ Letters*, 494, 45.
- Paczyński, B. & Rhoads, J. 1993, *ApJ*, 418, L5.
- Peters, P. C. 1964, *Phys. Rev.*, 136, 1224
- Phinney, E. 1991, *ApJL*, 380, L17.
- Piro, L., Scarsi, L., Butler, R. C. 1995, *Proc. SPIE* 2517, 169-181.
- Pols, O. R., Marinus, M. 1994, *A&A*, 288, 475.
- Pols, O. R. 1994, *A&A*, 290, 119.
- Portegies Zwart, S. F., Spreeuw, H. N. 1996, *A&A*, 312, 670
- Portegies Zwart, S. F., Verbunt, F. 1996, *A&A*, 309, 179.
- Portegies Zwart, S. F., Yungelson, L. 1998, *A&A*, 332, 173.
- Rees, M. J., Mészáros, P. 1992, *MNRAS*, 258, 41.
- Rees, M. J., Mészáros, P. 1994, *ApJ*, 430, 93.
- Sari, R., Priam, T., Narayan, R. 1998, *ApJ*, 497, 17.
- Sahu, K. C. et al. 1997, *ApJ Lett.*, 429, 127.
- Sutantyo, W. 1978, *Ap & SS*, 54, 479
- Tammann, G. A., Loffler, W., Schrofer, A., 1994, *ApJS*, 92, 487.
- Taylor, J. R., Dewey, R. J. 1988, *ApJ*, 332, 770.
- Taylor, J. R., Weisberg, J. M. 1989, *ApJ*, 345, 434.
- Totani, 1997, *ApJ*, 486, L71.
- Tutukov, A. V., Yungelson, L. R. 1994, *MNRAS*, 268, 871.
- van den Heuvel, E. P. J., Lorimer, D. R. 1996, *MNRAS*, 283, L37.
- Verbunt, F., Wijers, R. A. M. J., Burm, H. M. G. 1990, *A&A*, 234, 195
- Van Paradijs, J. et al. 1997, *Nature*, 386, 686.
- Waxman, E. 1997, *ApJ*, 489, 33.
- Waxman, E., Kulkarni, S. R., Frail, D. A. 1998, *ApJ*, 497, 288.
- Wettig, T., Brown, G. E. 1996, *New Astronomy*, 1, 17-34.
- Vietri, M. 1997, *ApJ*, 478, L9.
- Wijers, R. A. M. J., van Paradijs, J., van den Heuvel, E. P. J. 1992, *A & A*, 261, 145.
- Wijers, R. A. M. J., Rees, M. J., Mészáros, P., *MNRAS*, 288, L51.
- Wijers, R. A. M. J., Bloom, J. S., Natarajan, P., Bagla, J. S. 1998, *MNRAS*, 294, 13.
- Wolszczan, A. 1991, *Nature*, 350, 688.
- Woods, E., Loeb, A. 1998, *ApJL*, submitted.
- Woosley, S. 1993, *ApJ*, 405, 273.
- Yungelson, L., Portegies Zwart, S. F., 1998, astro-ph/9801127.