


STAR FORMATION HISTORIES OF LOCAL GROUP DWARF GALAXIES

E.K. Grebel ¹

¹ *UCO/Lick Observatory, University of California at Santa Cruz, CA 95064, USA.*



Abstract

40 galaxies are currently known as, or suspected to be LG members within a radius of 1.8 Mpc. 37 of these galaxies are dwarf galaxies with $M_B > -18.5$ mag. I present a compilation of the star formation histories of dwarf irregulars, dwarf ellipticals, and dwarf spheroidals in the Local Group, and visualize their evolutionary histories through Hodge's population boxes.

The study of these star formation histories is a multi-parameter problem: Ages, metallicities, population fractions, and spatial variations must be determined, which depend crucially on the knowledge of reddening and distance.

Even the lowest-mass dwarf spheroidal galaxies can show significant spatial variations in star formation, ages, and metallicities. All Local Group dwarf galaxies appear to contain old (> 10 Gyr) and intermediate-age (1–10 Gyr) populations irrespective of morphological type. No two galaxies are alike. They vary widely in star formation histories, metallicities, fractions, and ages of their subpopulations even within the same morphological type. Star formation has occurred either in distinct episodes or continuously over long periods of time.

1 Importance and uniqueness of the Local Group

Our knowledge of galaxy formation and evolution starts with the study and understanding of our nearest extragalactic neighbours, the galaxies in the Local Group (LG). LG members are close enough for determinations of ages and metallicities of their resolved stellar populations, ISM abundance studies, and detailed investigations of their star formation histories. Galaxies in the LG comprise a variety of morphological types and cover a wide range of ages, metallicities, and masses. The LG contains both fairly isolated galaxies as well as galaxies in subgroups, which enables us to study environmental influences. The history of the LG also sheds light on the formation and evolution of our own Milky Way. A thorough understanding of the processes in the LG, where stellar populations can be resolved, is the precondition for understanding distant, unresolvable galaxies.

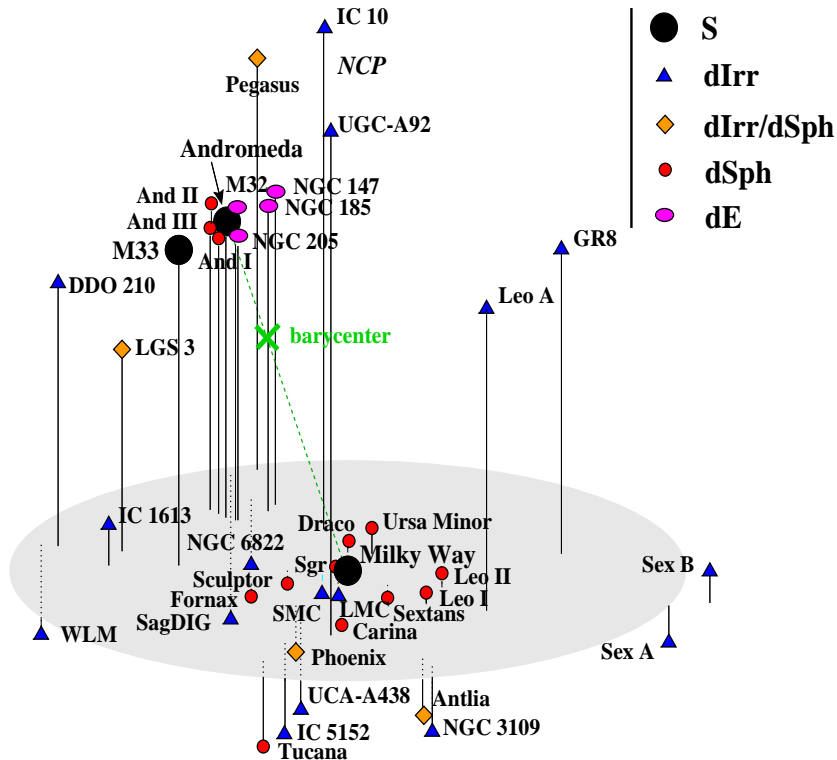


Figure 1: Sketch of the Local Group. Note the clustered distribution of dEs and dSphs around the two large spirals, while dIrrs tend to be more distant and isolated. The sketch only gives an approximate representation and is not to scale.

2 The galaxy content of the Local Group

2.1 Morphological types

We distinguish four basic morphological galaxy types in the LG: spirals (S), dwarf irregulars (dIrr), dwarf ellipticals (dE), and dwarf spheroidal (dSph). The dIrrs are gas-rich, irregularly shaped galaxies with recent or ongoing star formation. The dEs are compact, show very pronounced, dense, bulge-like cores, and may contain gas. They contain mainly old and intermediate-age populations and show in part recent star formation. The dSphs are the least luminous, least massive galaxies known and, surprisingly, almost devoid of gas. They do not have a pronounced nucleus and show little central concentration (see also [12]). They are dominated by old or intermediate-age populations.

A few galaxies are classified as intermediate between dIrrs and dSphs and may be evolving from dIrrs to dSphs. Like dSphs they are dominated by old populations but contain gas and show some recent star formation.

For the purpose of this review, old refers to ages > 10 Gyr, intermediate-age populations range from 1 to 10 Gyr, and young denotes populations younger than 1 Gyr.

2.2 37 dwarfs in the Local Group...

Grebel [14] derived a zero-velocity surface diameter of ≈ 1.8 Mpc for the LG, which results in 40 galaxies as known or probable members of the LG (Fig. 1). Only three of these are spirals. The two largest spirals, M31 and the Milky Way, contain almost the entire mass in the LG. If we adopt $M_B \geq -18.5$ as cutoff magnitude, all remaining 37 galaxies qualify as dwarf galaxies.

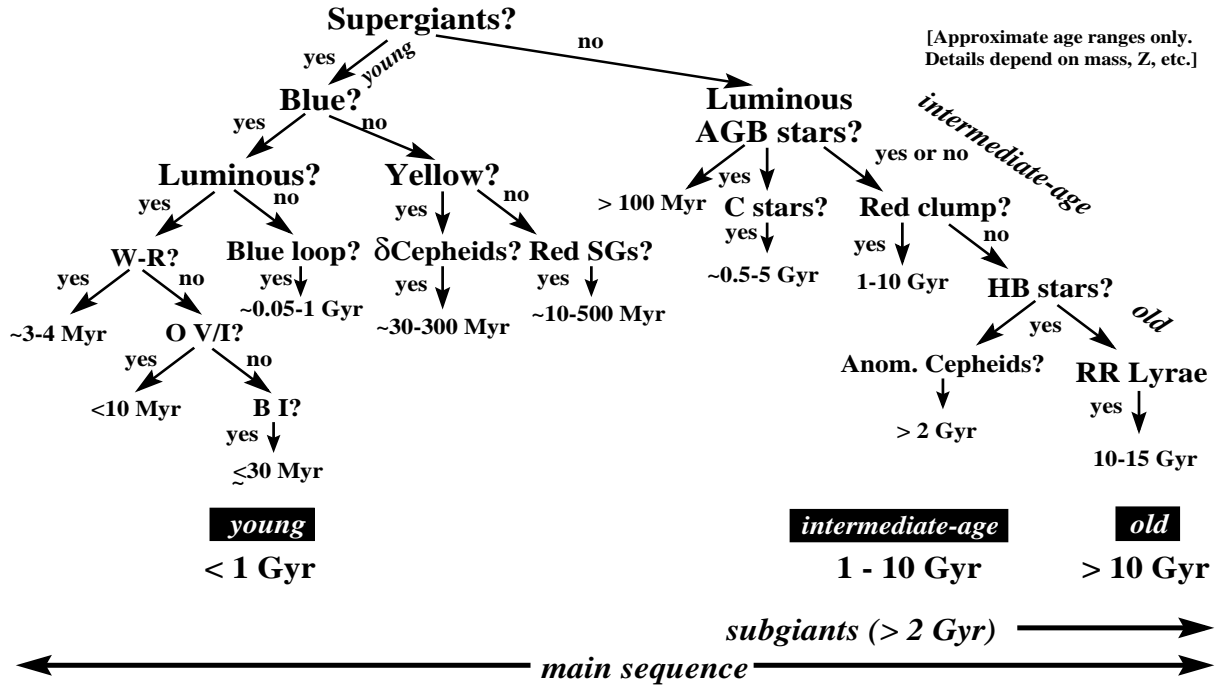


Figure 2: Stars as age indicators for dwarf galaxy studies. Note how the resolution decreases with increasing age.

The four dEs in the LG are all satellites of M31. The 13 dSphs are mostly satellites of the Milky Way or M31. Except for the Magellanic Clouds, the 16 dIrrs in the LG tend to be distant and isolated galaxies. Four dwarf galaxies are classified as possible transition types between dIrrs and dSphs. None of them is in the immediate vicinity of a large spiral.

Recent studies of two dSphs uncovered small, fairly young populations (Fornax: [35], Sculptor: [9]) indicating a continuous transition from intermediate types to dSphs.

2.3 ... and counting!

The full galaxy content and size of the LG are not yet known. During the past years, many new faint dwarf members of the LG were discovered. While other known dwarf galaxies were added to the LG when accurate distance measurements became available.

For instance, the Antlia dwarf (AM 1001-270), whose radial velocity V_{\odot} [11] and position in the $\cos\theta$, V_{\odot} diagram [14] suggested possible LG membership was confirmed as member through distance determinations by Whiting et al. [41]. Similarly, the redetermination of the distance to the LG suspect Leo A makes it now a certain member [38].

More sensitive surveys for low-surface-brightness galaxies as well as surveys of highly extinguished areas of the sky may uncover additional LG members (e.g., [23]). These surveys will most likely contribute galaxies at the faint end of the luminosity function. For recent compilations and membership discussions see [39] and [14].

3 Deriving star formation histories

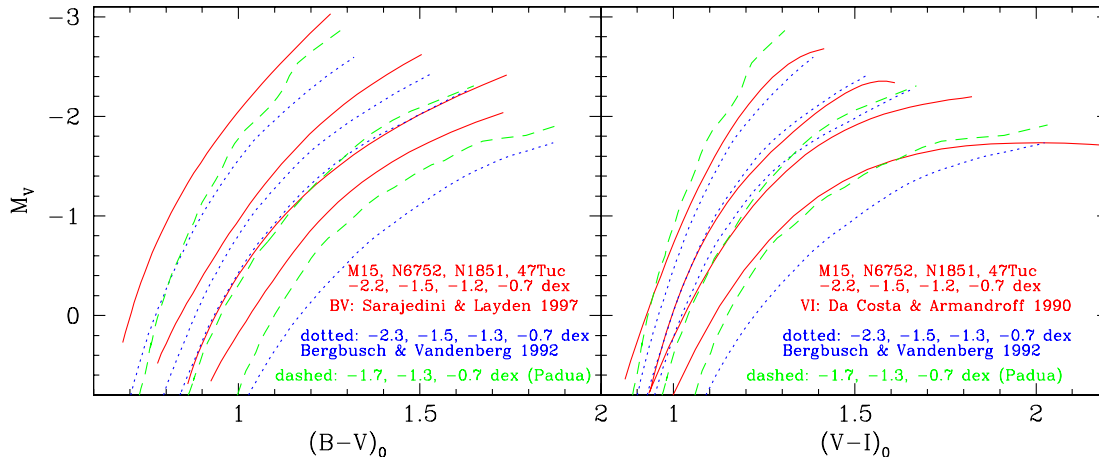


Figure 3: Comparison of fiducial lines of the observed red giant branches of Galactic globular clusters from [30] and [7] with theoretical isochrones for similar abundances from [2] and [3].

3.1 Stellar population studies

Studies of the evolutionary history of a galaxy usually combine the use of deep CCD photometry to derive color-magnitude diagrams (CMDs), and the use of stars as age tracers (Fig. 2).

Special types of stars can be crucial for uncovering subpopulations even when high-quality CMDs are available. A few examples: The presence of a small intermediate-age population may not be obvious from the CMD of an old dSph, but the detection of carbon stars traces an intermediate-age population unambiguously. Anomalous Cepheids may either be single intermediate-age stars or old binary systems [4], thus do not trace intermediate-age populations unambiguously. The presence of RR Lyrae stars or blue horizontal branch stars is a certain sign of an old population, but the lack thereof does not necessarily imply the absence of an old population since second-parameter effects can also play a role.

The determination of the star formation history of a galaxy is a multi-parameter problem. The interpretation depends crucially on the knowledge of reddening (both foreground and internal extinction) and distance. In addition, data may be compromised by crowding and high or variable internal extinction in gas-rich galaxies. With increasing distance it becomes more and more difficult to study the properties of the older populations. Mixed populations and the age-metallicity-reddening-distance degeneracy present major challenges and may lead to ambiguous interpretations. The ambiguity can be reduced by making use of all available information, e.g., by deriving the foreground extinction from reddening maps (e.g., [5]), or by using spectroscopic abundances if available.

Synthetic CMDs, sophisticated modelling techniques and statistical evaluations allow it to decrease the ambiguities to some extent and to extract detailed star formation histories (e.g., [36], [16], [13], [37], [10], and [21]).

These analyses depend on how well evolutionary models reproduce observational parameters (Fig. 3) as well as on assumptions about IMFs and metallicity evolution. Results obtained with different evolutionary models may not be directly comparable and tend to differ in ages, age spreads, and enrichment.

3.2 Other ingredients

While photometry is the primary method for stellar population studies, spectroscopy provides accurate abundances, wind properties, spectral types, radial velocities, or stellar velocity dispersions. The new 10-m-class telescopes will make many more LG galaxies accessible for spectroscopic studies and help to uncover enrichment histories and chemical evolution (as well as internal kinematics and dark matter content).

Proper motions are currently available only for a few nearby dwarfs – Sagittarius [22], LMC & SMC [24], Draco & Ursa Minor [32], and Sculptor [33]. The planned satellite missions will increase and improve astrometric information for LG galaxies and help to derive their kinematics and orbits in the LG. Ultimately this may help to constrain past interaction events.

Star formation histories must be supplemented by studies of the ISM in and around galaxies – gas content and distribution, current star formation rates, kinematics, abundances (e.g., [42]). These studies help to understand the impact of accretion of gas clouds on star formation (e.g., [20]) and the mystery of the missing gas in dSphs [6].

4 Spatial variations in the star formation history

Not only do most well-studied dwarf galaxies show evidence for several episodes of star formation, but star formation and enrichment history can vary with position in a galaxy even if this galaxy is a low-mass dwarf galaxy. While HST imaging results in excellent resolution and depth, large-area coverage is needed to map out spatial variations in the evolutionary history. Many dwarf galaxies have extended old stellar “halos” (e.g., the dIrrs WLM [29] and Sextans A [19]; the dE NGC 147 [17], the dSph/dIrr Antlia ([1], [31]); the dSphs And I [8], Carina [28], and Fornax ([14], [35]).

4.1 Example Fornax

The predominantly intermediate-age dSph Fornax is a good example for pronounced spatial variations in age and metallicity. Star formation lasted up to 6 Gyr longer in the central regions than in the outer areas, and the slopes of the red giant branches indicate a pronounced metallicity gradient [14]. In addition the central regions show a large metallicity spread of more than 1 dex, while the outer areas have a mean metallicity of -1.3 dex with a spread of ≈ 0.3 dex. Subpopulations distinct in metallicity are visible in the metallicity distribution functions derived from red giants [15]. Fornax’s populations have different centroids [35]. The most metal-poor globular clusters in Fornax have the largest projected galactocentric distances. The two metal-poor (≈ -2 dex) clusters GC #5 and GC #1 exhibit the second-parameter effect [34].

5 Visualizing evolutionary histories through population boxes

Hodge [18] introduced population boxes as an instructive 3-D visualization of the evolutionary history of a galaxy (Fig. 4). In Figs. 5 and 6 I am presenting an updated version of the compilation of star formation histories of LG galaxies by Grebel ([14]; see Tab. 4 & 5 therein for a compilation of ages, populations, metallicities, and other properties). The current update is based on all available information on the star formation histories and metallicities in LG

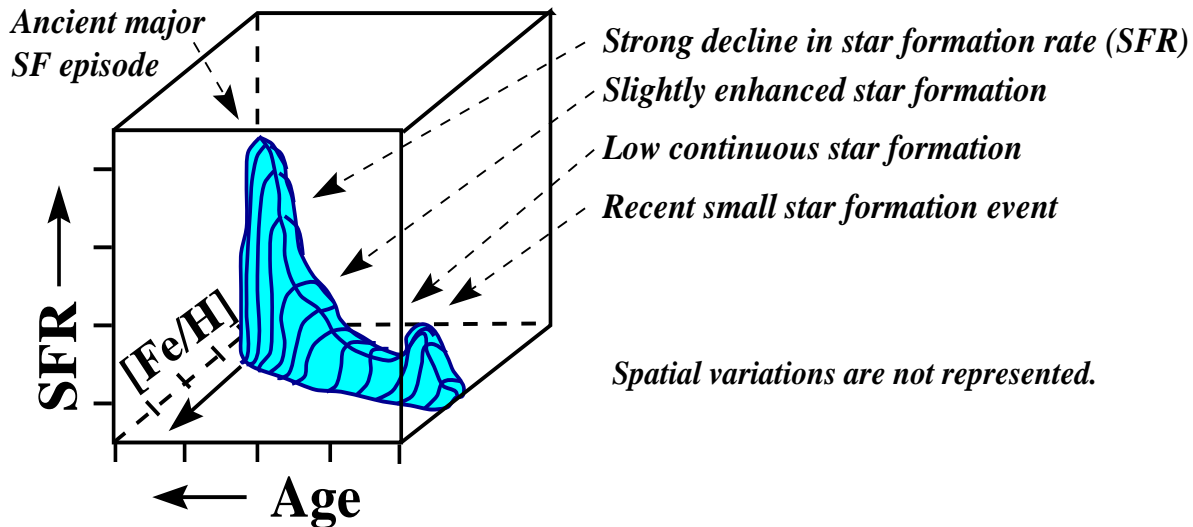


Figure 4: A sample population box for a fictitious galaxy.

galaxies as of May 1998. As before it combines data from heterogeneous sources obtained using different observational techniques and different theoretical models.

Data on metallicities and enrichment are often uncertain. In many cases only two data points were available from the literature, which I assigned to their respective population and connected by a straight line. There is of course no evidence that the enrichment did actually proceed smoothly and linearly. In many cases substantial metallicity spreads are found already among the old populations, while other galaxies show very little evidence of metallicity spreads or enrichment. A galaxy that experienced hardly any enrichment despite repeated star formation episodes appears to be Carina.

Time-dependent star formation rates (SFR) are not yet known for most galaxies. Therefore I use qualitative estimates of subpopulation ratios and do not label the SFR axis. Since the current diagrams use a linear time scale as opposed to the logarithmic scale used previously I would like to emphasize that the time resolution decreases with age, and that we have very little information about details of star formation episodes longer ago than 10 Gyr. Many galaxies seem to be more active at the present time than within the past few Gyr, which may be in part a selection effect since present-day activity can be easily traced by HII regions.

Both internal and external processes determine a galaxy's evolution and gas loss. For the 9 dSphs associated with the Milky Way (panels 1 and 2 in Fig. 6 the dominant populations tend to become younger with increasing distance from the Milky Way as suggested by van den Bergh [40] in his tidal stripping/ram pressure scenario.

The initial star formation episode may cause much of the star-forming material to be expelled if the galaxy has a low mass, while more massive galaxies are able to retain their gas much longer or even continue to form stars over a Hubble time and more. Detailed modeling of observed color-magnitude diagrams shows that star formation has often been continuous over long periods of time in the more massive dIrrs (e.g., [13]), interrupted by short periods of inactivity. The observed star formation histories and gas content of low-mass galaxies appear to support that dIrrs may eventually evolve into dSphs.

The detection of small, relatively young populations in dSphs with extremely low HI content (e.g., Fornax [35]) indicates that dSphs may be able to retain or regain part of the gas that may have been expelled earlier during star formation episodes. Carignan's (this conference) exciting discovery of an HI ring around the Sculptor dSph indicates that expelled gas may remain with its parent galaxy and that ram pressure or tidal stripping did not suffice to strip the galaxy

entirely of its gas. Are more dSphs embedded in rings or spheres of expelled gas and may have future minor star formation events?

6 Summary and Outlook

All LG galaxies vary widely in

- their star formation histories,
- their metallicities and enrichment, and
- fractions and ages of their subpopulations,

even within the same morphological type. No two dwarf galaxies are alike.

Many LG galaxies show complex star formation histories even within their older populations and may exhibit preserved spatial variations in age and metallicity. Star formation tends to continue longer in the central regions.

All galaxies studied in sufficient detail were found to contain old (> 10 Gyr) and intermediate-age (1 – 10 Gyr) populations irrespective of morphological type. Even many dIrr galaxies show sizeable fractions of old populations.

Main areas for future study include the determination of accurate distances to LG members, accurate age determinations for subpopulations, spectroscopic abundance determinations and studies of the chemical enrichment history, and studies of spatial variations. With accurate astrometric data we will be able to place the individual galaxies in the context of the evolution of the LG as a whole. An intriguing question is whether more accurate proper motions and space motions will verify that the Milky Way satellites are moving along two polar great circles or orbital planes (see [25], [26], [27]) around the Milky Way. Could the dwarfs we observe today be the few survivors on polar orbits, while the early galaxy population of the LG would have been substantially more numerous and since have been accreted?

Acknowledgments

I thank Dennis Zaritsky for support through NASA LTSA grant NAG-5-3501.

References

- [1] Aparicio A., Dalcanton J.J., Gallart C., Martínez-Delgado D., 1997, *Astron. J.* **114**, 1447
- [2] Bergbusch P.A., Vandenberg D.A., 1992, *Astrophys. J. Suppl. Ser.* **81**, 163
- [3] Bertelli G., Bressan A., Chiosi C., Fagotto F., Nasi E., 1994, *Astr. Astrophys. Suppl. Ser.* **106**, 275
- [4] Bono G., Caputo F., Santolamazza P., Cassisi S., Piersimoni A. 1997, *Astron. J.* **113**, 2209
- [5] Burstein D., Heiles C., 1984, *Astrophys. J. Suppl. Ser.* **54**, 33
- [6] Carignan C., 1998, this conference
- [7] Da Costa G.S., Armandroff T.E., 1990, *Astron. J.* **100**, 162
- [8] Da Costa G.S., Armandroff T.E., Caldwell N., Seitzer P., 1996, *Astron. J.* **112**, 2576
- [9] Demers S., Battinelli P., 1998, *CASCA*, in press
- [10] Dolphin A., 1997, *New Astronomy* **2**, 397

- [11] Fouqué P., Bottinelli L., Durand N., Gouguenheim L., Paturel G., 1990, *Astr. Astrophys. Suppl. Ser.* **86**, 473
- [12] Gallagher J.S., Wyse F.G., 1994, *PASP* **106**, 1225
- [13] Gallart C., Aparicio A., Bertelli G., Chiosi C., 1996, *Astron. J.* **112**, 1950
- [14] Grebel E.K., 1997, *Reviews in Mod. Astronomy* **10**, 29
- [15] Grebel E.K., Roberts W.J., van de Rydt F., 1994, in *The Local Group. Comparative and Global Properties*, 3rd CTIO/ESO Workshop, eds. A. Layden, R.C. Smith, & J. Storm, La Serena, p. 148
- [16] Greggio L., Marconi G., Tosi M., Focardi P., 1993, *Astron. J.* **105**, 894
- [17] Han M., Hoessel J.G., Gallagher J.S., Hoessel J.G., Stetson P.B., 1997, *Astron. J.* **113**, 1001
- [18] Hodge P.W., 1989, *Ann. Rev. Astron. Astrophys.* **29**, 543
- [19] Hunter D.A., Plummer J.D., 1996, *Astrophys. J.* **462**, 732
- [20] Hunter D.A., Wilcots E.M., van Woerden H., Gallagher J.S., Kohle, S., 1998, *Astrophys. J.* **495**, L47
- [21] Hurley-Keller D., Mateo M., Nemec J. 1998, *Astron. J.* **115**, 1840
- [22] Ibata R.A., Wyse R.F.G., Gilmore G., Irwin M.J., Suntzeff N.B., 1997, *Astron. J.* **113**, 634
- [23] Karachentseva V.E., Karachentsev I.D., 1998, *Astr. Astrophys. Suppl. Ser.* **127**, 409
- [24] Kroupa P., Bastian U., *New Astronomy* **2**, 77
- [25] Kunkel W.E., 1979, *Astrophys. J.* **228**, 718
- [26] Lynden-Bell D., 1982, *Observatory* **102**, 202
- [27] Majewski S.R., 1994, *Astrophys. J.* **431**, L17
- [28] Mighell K.J., 1997, *Astron. J.* **114**, 1458
- [29] Minniti D., Zijlstra A.A., 1996, *Astrophys. J.* **467**, L13
- [30] Sarajedini A., Layden A., 1997, *Astron. J.* **113**, 264
- [31] Sarajedini A., Claver C.F., Ostheimer J.C., 1997, *Astron. J.* **191**, 2505
- [32] Scholz R.-D., Irwin M.J., 1994, in *Astronomy from Wide-Field Imaging*, p. 535, eds. H.T. MacGillivray et al., Kluwer
- [33] Schweitzer A.E., Cudworth K.M., Majewski S.R., Suntzeff N.B., 1995, *Astron. J.* **110**, 2747
- [34] Smith E.O., Neill J.D., Mighell K.J., Rich R.M., 1996, *Astron. J.* **111**, 1596
- [35] Stetson P.B., Hesser J.E., Smecker-Hane T.A., 1998, *PASP* **110** 533
- [36] Tosi M., Greggio L., Marconi G., Focardi P., 1991, *Astron. J.* **102**, 951
- [37] Tolstoy E., Saha A., 1996, *Astrophys. J.* **462**, 672
- [38] Tolstoy E., Gallagher J.S., Cole A.A., Hoessel J.G., Saha A., Dohm-Palmer R.C., Skillman E.D., Mateo M., Hurley-Keller D. 1998, *astro-ph/9805268*
- [39] van den Bergh S., 1994a, *Astron. J.* **107**, 1328
- [40] van den Bergh S., 1994b, *Astron. J.* **428**, 617
- [41] Whiting A.B., Irwin M.J., Hau G.K.T., 1997, *Astron. J.* **114**, 996
- [42] Young L.M., Lo K.Y., 1997, *Astrophys. J.* **490**, 710

Figure 5: Population boxes for LG dIrr (Roman fonts) and and dIrr/dSph galaxies (italics).

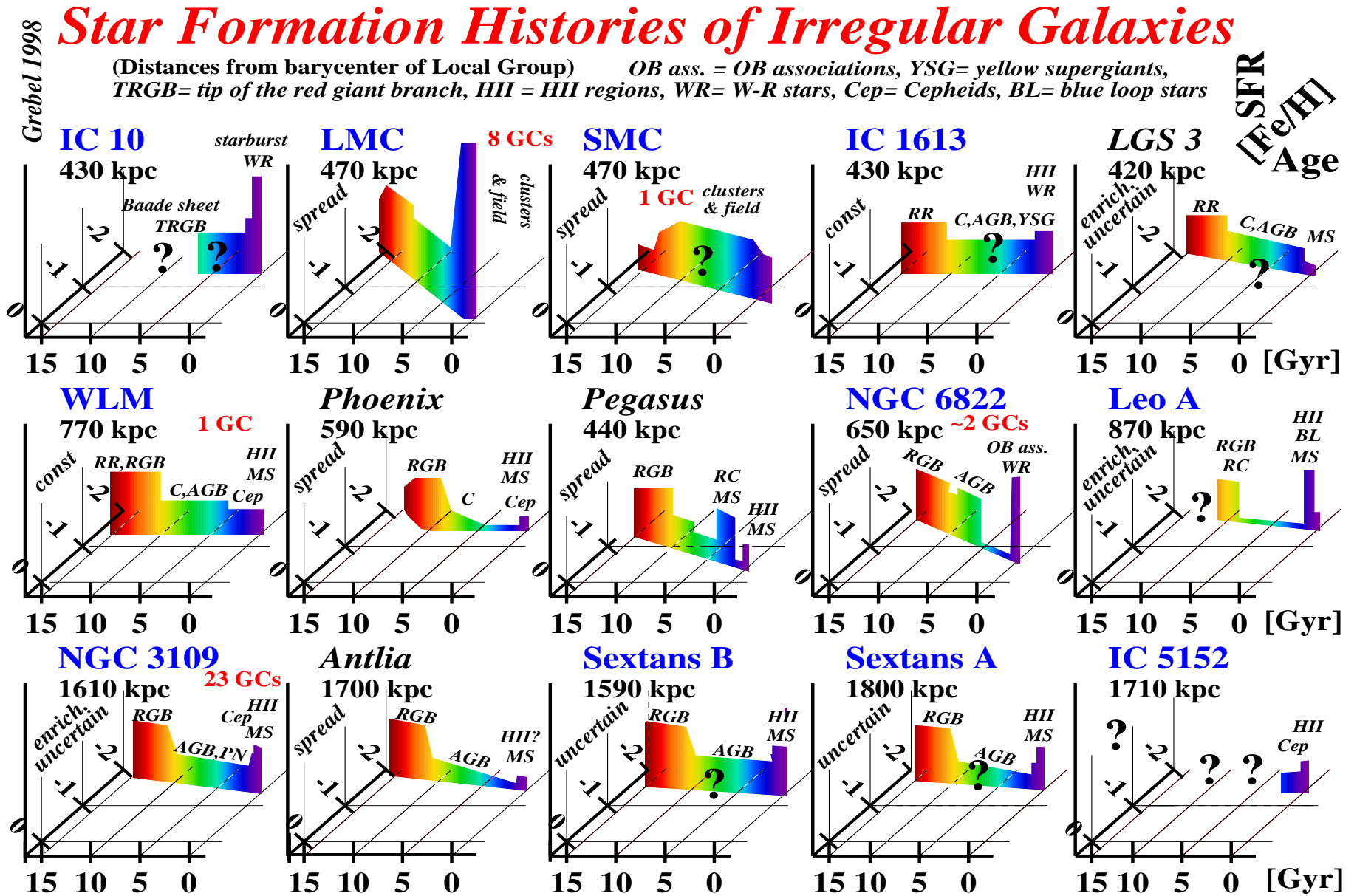


Figure 6: Population boxes for LG dSph (Roman fonts) and dE galaxies (italics).

