


THE STAR FORMATION RATE OF THE LOCAL UNIVERSE FROM THE KPNO INTERNATIONAL SPECTROSCOPIC SURVEY

Caryl Gronwall

Wesleyan University, Middletown, CT USA



Abstract

The KPNO International Spectroscopic Survey (KISS) is a wide-field survey for extragalactic emission-line objects being carried out with the Burrell Schmidt at Kitt Peak. The critical difference between this survey and classical objective-prism surveys for active galaxies is the use of a CCD detector which allows us to probe to much fainter magnitudes than previous photographic surveys. We have discovered 1126 emission-line galaxy (ELG) candidates in our $H\alpha$ selected survey area of ~ 68 square degrees. We have used these ELGs to determine the $H\alpha$ luminosity function (LF) of actively star-forming galaxies and to derive the star-formation rate density of the local universe. We see substantial differences compared to the previous work of Gallego *et al.*; in particular, our value for L^* is fainter than the Gallego *et al.* value, and our normalization is significantly higher. By integrating our LF, we determine the total $H\alpha$ luminosity density for the local universe and the local star-formation rate density. These values are somewhat higher than those reported by Gallego *et al.*, indicating that the drop off in star-formation activity between z of 1 and today was not as severe as previously reported.

1 Introduction

The star formation rate (SFR) density of the local universe provides an important constraint on models of galaxy formation and evolution. In particular, measurements of the change in global SFR history with redshift is critically dependent on our knowledge of the local SFR. To date, this important number has only been measured by Gallego *et al.* [1], with a fairly small sample (~ 250) of galaxies at low redshifts ($z_{lim} = 0.045$). An independent check of this value is needed.

The KPNO International Spectroscopic Survey (KISS) is a wide-field survey for extragalactic emission-line objects being carried out with the Burrell Schmidt telescope at Kitt Peak. A full description of the survey can be found in [5]. The main difference between our survey and classical objective-prism searches for emission-line galaxies (ELGs), such as that of Gallego *et al.* [1], is our use of a CCD detector which allows us to probe to much fainter magnitudes ($B \sim 20$) and higher redshifts ($z_{lim} = 0.085$) than previous photographic surveys. As a result, our H α selected survey has detected 1126 ELG candidates in ~ 68 square degrees, for a surface density of 16.6 per square degree. In contrast, the surface density of H α galaxies in the Gallego *et al.* survey is 0.56 per square degree.

2 Method

Because our redshifts and H α fluxes were measured directly from the low-dispersion objective-prism spectra, our measurements are somewhat uncertain. Currently our H α fluxes are calibrated using galaxies in common with the survey of Gallego *et al.* [1], and in the absence of higher-resolution spectra, we have corrected for internal reddening using an empirical relation between M_B and the Balmer decrement from the emission-line galaxy survey of Salzer [4]. We are now in the process of obtaining higher-resolution follow-up spectroscopy for a subset of our galaxies. These data will be used to improve our redshift and flux calibration, but the conclusions stated below should not be strongly affected.

We have measured the H α luminosity function of our sample using H α luminosities derived from the measured line fluxes and redshifts, and the $1/V_{max}$ estimator. Note that our sample is *not* magnitude limited, but is instead limited by the line+continuum flux. We therefore determined the completeness of the survey using the V/V_{max} test as outlined by Salzer[4]. This procedure yields 808 galaxies in our “correctably complete” sample.

Our H α luminosity function is shown in Figure 1 along with the H α luminosity function measured by Gallego *et al.* [1]. Note that our sample is sensitive to substantially lower luminosities than that of Gallego. The Schechter fit parameters of our LF are: $L^* = 10^{41.85 \pm 0.04}$, $\phi^* = 0.00254 \pm 0.0004$, and $\alpha = -1.18 \pm 0.07$. Our ϕ^* is significantly higher than Gallego *et al.* who found $\phi^* = 0.00063$.

The star formation rate (SFR) density of the local universe provides a critical constraint on our understanding of galaxy formation and evolution. The KISS sample allows us to determine this quantity out to a redshift of 0.085. If we integrate the Schechter luminosity function, we obtain a total H α luminosity density of

$$L_{tot} = \int_0^\infty \phi(L)LdL = \phi^*L^*\Gamma(2 + \alpha) = 2.0 \times 10^{39} \text{ ergs s}^{-1} \text{ Mpc}^{-3} \quad (1)$$

where Γ is the gamma function. Since this H α luminosity reflects the number of ionizing photons from massive stars, we can use this number to compute the local SFR density. If we adopt the conversion factor of Madau *et al.* [3] and assume a Salpeter initial mass function, then

$$L(H\alpha) = 1.5 \times 10^{41} \frac{SFR}{M_\odot \text{ yr}^{-1}} \text{ ergs s}^{-1}$$

which implies a local SFR density of $0.013 M_\odot \text{ yr}^{-1} \text{ Mpc}^{-3}$. This value is a factor of 1.8 larger than that found by Gallego *et al.* [1]. Our value for the local SFR density of the universe is plotted in Figure 2 along with other measurements over a range in redshift ([1], [2], [6], [7]). Note that the points derived from rest-frame UV measurements ([7] and [2]) have *not* been corrected for reddening. The differences between the values derived using H α flux and those

using UV flux at the same redshifts can be used to place constraints on the amount of internal extinction present in star-forming galaxies.

3 Summary

We have measured H α luminosity function of the KISS ELG sample and used this to determine the star formation rate density of the local universe. We find:

- the Schechter function parameters of the H α LF are: $L^* = 10^{41.85 \pm 0.04}$, $\phi^* = 0.00254 \pm 0.0004$, and $\alpha = -1.18 \pm 0.07$
- the H α LF has a fainter characteristic luminosity (L^*) and a higher normalization (ϕ^*) than that of Gallego *et al.* [1]
- the integrated H α luminosity density of the local universe is 2.0×10^{39} ergs s $^{-1}$ Mpc $^{-3}$. With the assumption of a Salpeter IMF, this number implies a star formation rate density of the local universe of $0.013 M_{\odot}$ yr $^{-1}$ Mpc $^{-3}$. This is $1.8 \times$ higher than that measured by Gallego *et al.* [1]

Our value for the local star formation rate density greatly reduces the observed evolution of star formation rate with redshift.

Acknowledgements.

It is a pleasure to acknowledge my collaborators in the KISS project: John Salzer, Alexei Kniazev, Valentin Lipovetsky, Yuri Izotov, Todd Boroson, J. Ward Moody and Trinh Thuan. In addition, I would like to thank the many students who aided in processing the survey data: Laura Brenneman, Erin Condy, Mike Santos, Karen Kinemuchi, Julie Barker, Janice Lee, Kathy Rhode, and Kristin Kearns. Valuable software support was provided by Jose Herrero and Lisa Frattare.

References

- [1] Gallego, J., Zamorano, J., Aragón-Salamanca, A. & Rego, M. 1995, *Astrophys. J.* **455**, L1
- [2] Lilly, S. J., LeFèvre, O., Hammer, F. & Crampton, D. 1996, *Astrophys. J.* **460**, L1
- [3] Madau, P., Pozzetti, L. & Dickinson M. 1998, *Astrophys. J.* **498**, 106
- [4] Salzer, J. J. 1989, *Astrophys. J.* **347**, 152
- [5] Salzer, J. J. 1998, this volume
- [6] Tresse, L. & Maddox, S. J. 1998, *Astrophys. J.* **495**, 691
- [7] Treyer, M. A., Ellis, R. S., Billiard, B. & Donas, J. 1997, in *The Ultraviolet Universe at Low and High Redshift*, eds. W. Waller, M. N. Fanelli, J. E. Hollis & A. C. Danks, AIP, in press

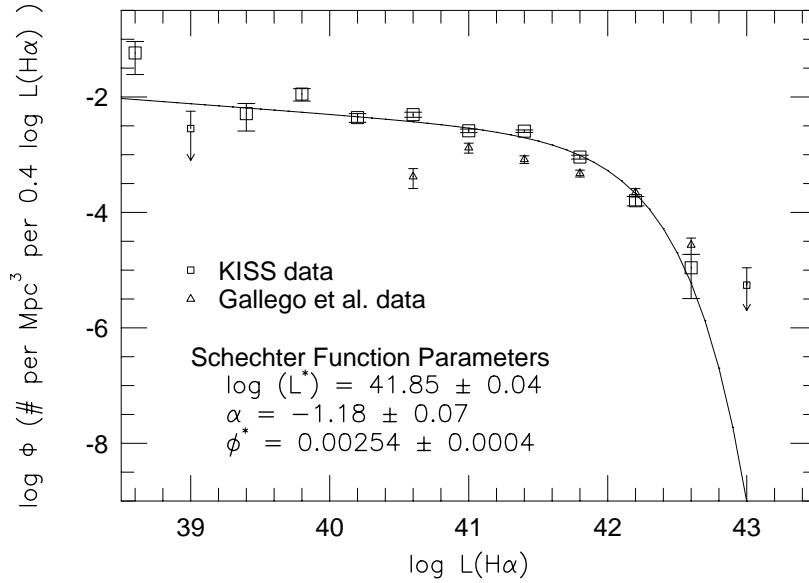


Figure 1: $H\alpha$ luminosity function for the KISS emission-line galaxies. The solid line represents the Schechter function fit. The error bars reflect the square root of the number of galaxies in each bin. Also shown is the $H\alpha$ luminosity function measured by [1].

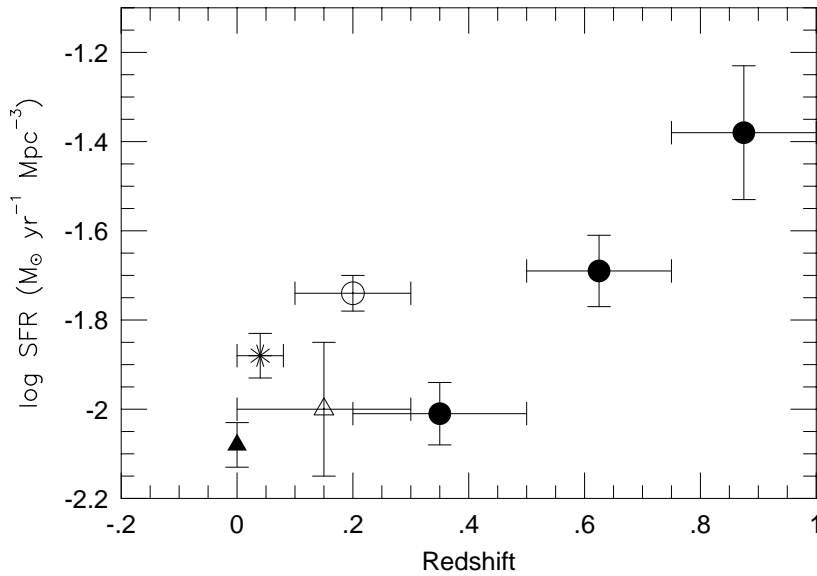


Figure 2: The observed redshift evolution of the star formation rate density of the universe. The asterisk represents our value, solid triangle is from [1], the open triangle is from [7], the open circle is from [6], and the solid circles are from [2].