

# Supernova Limits on the Cosmic Equation of State

Peter M. Garnavich<sup>1</sup>, Saurabh Jha<sup>1</sup>, Peter Challis<sup>1</sup>, Alejandro Clocchiatti<sup>2</sup>, Alan Diercks<sup>3</sup>, Alexei V. Filippenko<sup>4</sup>, Ron L. Gilliland<sup>5</sup>, Craig J. Hogan<sup>3</sup>, Robert P. Kirshner<sup>1</sup>, Bruno Leibundgut<sup>6</sup>, M. M. Phillips<sup>7</sup>, David Reiss<sup>3</sup>, Adam G. Riess<sup>4</sup>, Brian P. Schmidt<sup>8</sup>, Robert A. Schommer<sup>7</sup>, R. Chris Smith<sup>9</sup>, Jason Spyromilio<sup>6</sup>, Chris Stubbs<sup>3</sup>, Nicholas B. Suntzeff<sup>7</sup>, John Tonry<sup>10</sup>, Sean M. Carroll<sup>11</sup>

## ABSTRACT

We use Type Ia supernovae studied by the High-Z Supernova Search Team to constrain the properties of an energy component which may have contributed to accelerating the cosmic expansion. We find that for a flat geometry the equation of state parameter for the unknown component,  $\alpha_x = P_x/\rho_x$ , must be less than  $-0.55$  (95% confidence) for any value of  $\Omega_m$  and is further limited to  $\alpha_x < -0.60$  (95%) if  $\Omega_m$  is assumed to be greater than 0.1. These values are inconsistent with the unknown component being topological defects such as domain walls, strings, or textures. The supernova data are consistent with a cosmological constant ( $\alpha_x = -1$ ) or a scalar field which has had, on average, an equation of state parameter similar to the cosmological constant value of  $-1$  over the redshift range of  $z \approx 1$  to the present. Supernova and cosmic microwave background

---

<sup>1</sup>Harvard-Smithsonian Center for Astrophysics, 60 Garden St., Cambridge, MA 02138

<sup>2</sup>Departamento de Astronomía y Astrofísica Pontificia Universidad Católica, Casilla 104, Santiago 22, Chile

<sup>3</sup>Department of Astronomy, University of Washington, Seattle, WA 98 195

<sup>4</sup>Department of Astronomy, University of California, Berkeley, CA 94720-3411

<sup>5</sup>Space Telescope Science Institute, 3700 San Martin Drive, Baltimore, MD 21218

<sup>6</sup>European Southern Observatory, Karl-Schwarzschild-Strasse 2, Garching, Germany

<sup>7</sup>Cerro Tololo Inter-American Observatory, Casilla 603, La Serena, Chile

<sup>8</sup>Mount Stromlo and Siding Spring Observatory, Private Bag, Weston Creek P.O., Australia

<sup>9</sup>University of Michigan, Department of Astronomy, 834 Dennison, Ann Arbor, MI 48109

<sup>10</sup>Institute for Astronomy, University of Hawaii, Manoa, HI 96822

<sup>11</sup>Institute for Theoretical Physics, University of California, Santa Barbara, CA 93106

observations give complementary constraints on the densities of matter and the unknown component. If only matter and vacuum energy are considered, then the current combined data sets provide direct evidence for a spatially flat Universe with  $\Omega_{\text{tot}} = \Omega_{\text{m}} + \Omega_{\Lambda} = 0.94 \pm 0.26$  ( $1\sigma$ ).

*Subject headings:* supernovae — cosmology: observations and cosmic microwave background

## 1. Introduction

Matter that clusters on the scale of galaxies or galaxy clusters is insufficient to close the Universe, with conventional values near  $\Omega_{\text{m}} = 0.2 \pm 0.1$  (Gott *et al.* 1974; Carlberg *et al.* 1996; Lin *et al.* 1996; Bahcall, Fan, & Cen 1997). Observations of distant supernovae provide credible evidence that the deceleration rate of the Universal expansion is small, implying that the total matter density, clustered or smooth, is insufficient to create a flat geometry (Garnavich *et al.* 1998; Perlmutter *et al.* 1998). Either the Universe has an open geometry or, if flat, other forms of energy are more important than matter.

Large samples of supernovae analyzed by the High-Z Supernova Search collaboration (Riess *et al.* 1998a, hereinafter [Riess98]) and the Supernova Cosmology Project (Kim 1998) now suggest that the Universe may well be accelerating. Matter alone cannot accelerate the expansion; so if taken at face value, the observations demand an additional energy component for the Universe. While the vigorous pursuit of possible systematic effects (e.g. Höflich, Wheeler, & Thielemann 1998) will be important in understanding these observations, it is instructive to see what they imply about the energy content of the Universe.

The cosmological constant was revived to fill the gap between the observed mass density and the theoretical preference for a flat Universe (Turner, Steigman, & Krauss 1984; Peebles 1984) and also to alleviate the embarrassment of a young Universe with older stars (Carroll, Press, & Turner 1992). The cosmological constant is a negative pressure component arising from non-zero vacuum energy (Weinberg 1989). It would be extraordinarily difficult to detect on a small scale, but  $\Omega_{\Lambda} = 1 - \Omega_{\text{m}}$  could make up the difference between the matter density  $\Omega_{\text{m}}$  and a flat geometry and might be detected by measurements on a cosmological scale. There are few independent observational constraints on the cosmological constant, but Falco, Kochanek, & Muñoz (1998) estimated that  $\Omega_{\Lambda} < 0.7$  (95% confidence) from the current statistics of strong gravitational lenses. If the matter density is less than  $\Omega_{\text{m}} \sim 0.3$ , this limit is close to preventing the cosmological constant from making a flat geometry. Further, a cosmological constant which just happens to be of the same order as the matter content at

the present epoch raises the issue of “fine tuning” (Coles & Ellis 1997). A number of exotic forms of matter which might contribute to cosmic acceleration are physically possible and viable alternatives to the cosmological constant (Frieman & Waga 1998; Caldwell, Dave, & Steinhardt 1998). The range of possibilities can be narrowed using supernovae because the luminosity distance not only depends on the present densities of the various energy components but also on their equations of state while the photons we see were in flight. Here, with some simplifying assumptions, we consider the constraints that recent supernova observations place on the properties of an energy component accelerating the cosmic expansion.

## 2. Observations

The type Ia supernovae (SNIa) have been analyzed by the High-Z Supernova Search Team and described by Riess98, Garnavich *et al.* (1998), Schmidt *et al.* (1998), and Riess *et al.* (1998b). The full sample from Riess98 consists of 50 SNIa. Of these, 34 are at  $z < 0.2$  while the remaining 16 cover a range in redshift of  $0.3 < z < 1.0$ . Six of the high-redshift events were analyzed using the “snapshot” method developed by Riess *et al.* (1998b). This innovative technique uses high-quality spectra to deduce information unavailable due to a poorly sampled light curve. While the errors estimated from the snapshot method are larger than those from direct light curve fitting, the snapshot sample provides a significant, independent set of SNIa distances.

As shown by Phillips (1993), the light curve decline rate of SNIa is correlated with the luminosity at maximum brightness of these exploding white dwarfs. This correlation has been calibrated by Hamuy *et al.* (1996, the  $\Delta m_{15}(B)$  method) and by Riess, Press, & Kirshner (1995, 1996, the Multi-Color Light Curve Shape or MLCS method which includes a correction for extinction), and both show that applying this correction to the SNIa Hubble diagram significantly reduces the scatter. Phillips *et al.* (1998) extended the  $\Delta m_{15}(B)$  approach to include an estimate of the extinction. In Riess98, an improved version of the MLCS method is presented. Here, as in Riess98, we apply both MLCS and  $\Delta m_{15}(B)$  (with extinction correction) techniques to the analysis to gauge the systematic errors introduced by different light curve fitting methods.

## 3. Analysis

The apparent brightness of a SNIa corrected for light curve decline rate and extinction provides an estimate of the luminosity distance,  $D_L$ , from the K-corrected observed magnitude,  $m = M + 5\log D_L + 25$ , and the absolute magnitude,  $M$ , of SNIa. As described by Schmidt *et*

*al.* (1998) and Carroll, Press, & Turner (1992), the luminosity distance depends on the content and geometry of the Universe in a Friedmann-Robertson-Walker cosmology

$$D_L = \frac{c(1+z)}{H_0\sqrt{|\Omega_k|}} \text{sinn} \left\{ \sqrt{|\Omega_k|} \int_0^z \left[ \sum_i \Omega_i (1+z')^{3(1+\alpha_i)} + \Omega_k (1+z')^2 \right]^{-1/2} dz' \right\} \quad (1)$$

$$\text{sinn}(x) = \begin{cases} \sinh(x), & \text{if } \Omega_k > 0; \\ x, & \text{if } \Omega_k = 0; \\ \sin(x), & \text{if } \Omega_k < 0, \end{cases} \quad (2)$$

where  $\Omega_i$  are the normalized densities of the various energy components of the Universe and  $\Omega_k = 1 - \sum_i \Omega_i$  describes the effects of curvature. The exponent  $n = 3(1 + \alpha)$  defines the way each component density varies as the Universe expands,  $\rho \propto a^{-n}$ , where  $a$  is the cosmic scale factor. For example,  $n$  has the value 3 for normal matter since the mass density declines proportionally to the volume. Alternatively,  $\alpha_i$  is the equation of state parameter for component  $i$  defined as the ratio of the pressure to the energy density,  $\alpha_i = P_i/\rho_i$  (sometimes denoted in the literature as  $w$ ). The relation  $n = 3(1 + \alpha)$  is easily derived from the conservation of energy equation in comoving coordinates (e.g. Weinberg (1972) equation 15.1.21). In the most general case, the equation of state can vary with time in ways other than assumed here (as the sum of power laws in  $1 + z$ ), but we are limited by the quality and range of the supernova observations to consider only its average effect between the present and  $z < 1$ . The present-day value of the Hubble constant ( $H_0$ ) and the absolute magnitude of SNIa ( $M$ ) are primarily set by the low-redshift sample, which allows the high-redshift events to constrain the cosmological effects. This means that conclusions derived from SNIa are independent of the absolute distance scale.

Gravitational lensing by matter distributed between the observer and supernovae at high redshift can affect the observed brightness of SNIa and induce errors in the estimate of their luminosity distances (Kantowski, Vaughan, & Branch 1995). For realistic models of the matter distribution and  $\Omega_m < 0.5$ , the most likely effect of the lensing is to make the supernovae at  $z = 0.5$  about 2% fainter than they would appear if the matter were distributed uniformly (filled-beam) as shown by Wambsganss *et al.* (1997). Holz & Wald (1997) have shown that the magnitude of the effect also depends on whether the matter is distributed smoothly on galaxy scales or is clumped in MACHOS, but the error induced remains small when  $\Omega_m < 0.5$ . For simplicity, our calculations consider only the filled-beam case, however, the effect of assuming the extreme case of an empty-beam is shown by Holz (1998).

There are a few known, and possibly some unknown, energy components that affect  $D_L$ . Ordinary gravitating matter,  $\Omega_m$ , certainly has had some effect on the Universal expansion between  $z \approx 1$  and now. Since the matter density scales inversely with the volume,  $\alpha_m = 0$ ,

and matter (baryons, neutrinos, and dark matter; formerly Earth, Air, and Water) contributes no pressure. Radiation (Fire in an earlier lexicon) ( $\alpha_r = +1/3$ ) dominated during a period in the early Universe but is negligible for  $z < 1$ . Equation 1 shows that for non-flat models the curvature term,  $\Omega_k$ , contributes to the luminosity distance like a component with  $\alpha_k = -1/3$ , but additional geometrical effects as prescribed by equation 2 are also important.

Other more speculative components have been proposed. A non-zero vacuum energy,  $\Omega_\Lambda$ , is a popular possibility explored by Riess98 for this data set. Because the vacuum energy density remains constant as the Universe expands (that is,  $\rho_\Lambda \propto a^0$ ), we have  $\alpha_\Lambda = -1$ . Topological defects created in the early Universe could also leave remnants that might contribute to the energy now. Networks of cosmic strings may be a natural consequence of phase transitions in the young Universe and if they did not intercommute would have an average effective  $\alpha_s = -1/3$  (Vilenkin 1984; Spergel & Pen 1997). A network of comoving domain walls would have an average equation of state parameter of  $-2/3$  (Vilenkin 1985) while a globally wound texture would produce an  $\alpha_t = -1/3$  (Davis 1987; Kamionkowski & Toumbas 1996).

Evolving cosmic scalar fields with suitable potentials could produce a variety of exotic equations of state with significant densities at the present epoch (Peebles & Ratra 1988; Frieman *et al.* 1995; Frieman & Waga 1998). Scalar fields could also produce variable mass particles (VAMPS) which would redshift more slowly than ordinary matter creating an effective  $\alpha_{\text{VAMP}} < 0$  (Anderson & Carroll 1998). These fields may evolve over time and would produce an interesting variety of cosmic histories. Our goal is modest: we only hope to constrain the average  $\alpha$  over the range where SNIa are presently observed.

To simplify the analysis, we assume that only one component affects the cosmic expansion in addition to gravitating matter. Because the origin of the acceleration is unknown, we will refer to this as the “X” component with a density of  $\Omega_x$  and equation of state of  $P_x = \alpha_x \rho_x$ . Caldwell, Dave, & Steinhardt (1998) have dubbed the unknown component “quintessence” as the other four essences have already been employed above. We assume that the Universe on very large scales is accurately described by general relativity and that the “X” component obeys the null energy condition (NEC). The NEC states that, for any null vector  $v^\mu$ , the energy-momentum tensor satisfies  $T_{\mu\nu} v^\mu v^\nu \geq 0$  (see, e.g., Wald 1984). This is the weakest of all conventional energy conditions, and should be satisfied by any classical source of energy and momentum including those discussed above. In a Robertson-Walker metric, the NEC is equivalent to requiring  $\rho_x + P_x \geq 0$ . The NEC therefore restricts the energy density of the unknown component to be positive for  $\alpha_x > -1$  and negative when  $\alpha_x < -1$  while the energy density of the cosmological constant ( $\alpha_x = -1$ ) is unconstrained.

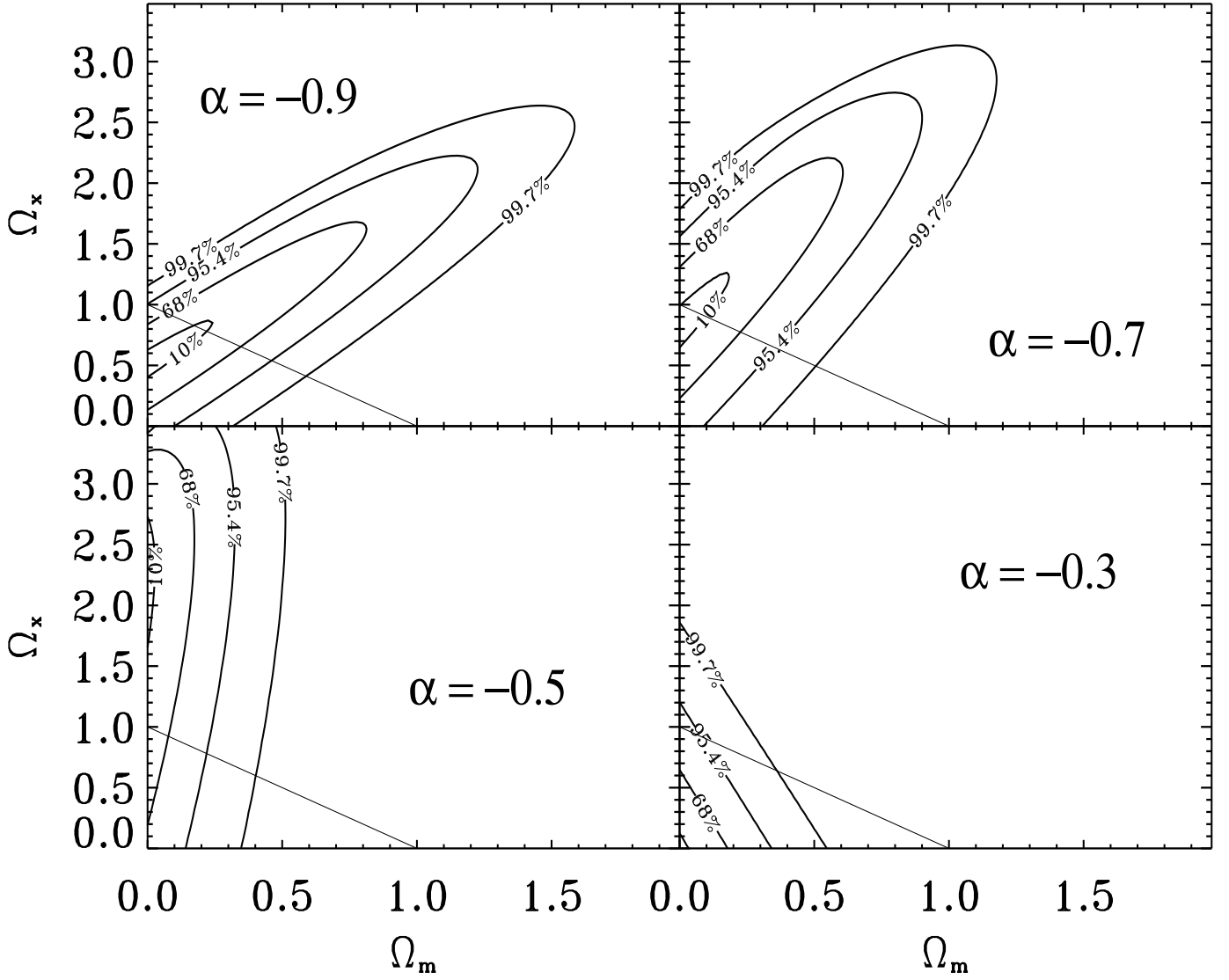


Fig. 1.— The joint probability distributions for  $\Omega_m$  and the density of the unknown component,  $\Omega_x$ , based on the SNIa magnitudes reduced with the MLCS method. Four representative values of the equation of state parameter,  $\alpha_x$ , are shown. See Riess98 for the distribution when  $\alpha_x = -1$ .

#### 4. Results

First, we fix the equation of state of the unknown component and estimate the probability density function for the parameters  $\Omega_x$ ,  $\Omega_m$ , and  $H_0$  given the observed SNIa distance moduli. The joint likelihood distributions are then calculated in the same way as by Riess98 and shown for representative values of  $\alpha_x$  in Figure 1. Here we integrate over all possible  $H_0$  with

the prior assumption that all values are equally likely. For  $\alpha_x < -0.7$ , the derived constraints are similar to those found by Riess98 for a cosmological constant ( $\alpha_x = -1$ ). However, as the equation of state parameter increases, the major axis of the uncertainty ellipses rotates about a point on the  $\Omega_x = 0$  line. For an accelerating Universe, the pivot point is on the negative  $\Omega_m$  side. When  $\alpha_x > -0.4$ , the “X” component could not reproduce the observed acceleration and all of these models give a poor fit to the observed SNIa data: the best fit occurs for a completely empty Universe.

Next, we allow the equation of state to vary freely but restrict the densities to  $\Omega_m + \Omega_x < 1$ , or open models. We then integrate over all possible values of  $\Omega_x$  assuming a uniform prior distribution to provide the joint probability for  $\alpha_x$  and the matter density. From the NEC we must include regions where  $\alpha_x < -1$  and  $\Omega_x$  is negative, but these are unable to produce an accelerating Universe so they have a very low probability. For open models, highest joint probabilities are confined to a region bounded by  $-1.0 < \alpha_x < -0.4$  and  $\Omega_m < 0.2$ . If we consider any value of  $\Omega_m$  equally likely, then  $\alpha_x < -0.47$  for the MLCS method and  $\alpha_x < -0.64$  for the  $\Delta m_{15}(B)$  results with 95% confidence.

Finally, we consider flat models for the Universe. The joint probability between the equation of state parameter and the matter density for  $\Omega_m + \Omega_x = 1$  is shown in Figure 2. The two cases are for the MLCS and the  $\Delta m_{15}(B)$  light curve fits and demonstrate that the two methods for deriving luminosity from light curves provide consistent constraints. Note that in the flat case, the NEC allows  $\alpha_x < -1$  only when  $\Omega_m > 1$  which has an insignificant probability and is not plotted. These plots can be compared to pioneering calculations by Turner & White (1997) and White (1998) which used smaller supernova samples. The improved SNIa data favor acceleration and support both a low  $\Omega_m$  and a small value of  $\alpha_x$ . Integrating the probability over all values of  $\Omega_m$  assuming a uniform prior shows that  $\alpha_x < -0.55$  for MLCS and  $\alpha_x < -0.63$  for  $\Delta m_{15}(B)$  (95% confidence). If we assume  $\Omega_m > 0.1$  then the limits tighten to  $\alpha_x < -0.60$  (MLCS) and  $\alpha_x < -0.69$  ( $\Delta m_{15}(B)$ ). For matter densities near  $\sim 0.2$  favored by galaxy cluster dispersions, the most probable equation of state parameters are between  $-0.7$  and  $-1.0$ . These results disfavor topological defect models such as domain walls (90% confidence) and eliminate strings and textures (99% level) as the principal component of the unknown energy. The cosmological constant, or a form of quintessence that resembles it for  $z < 1$ , is supported by the data. Constraints that refer to higher redshift are needed to narrow the range of possible models.

## 5. Other Constraints

High-Z SNIa observations combined with the cosmic microwave background (CMB) anisotropy angular power spectrum provide complementary constraints on the densities of matter and the “X” component (White 1998; Tegmark *et al.* 1998). Details of the CMB power spectrum depend on a large number of variables, but the angular scale of the first acoustic peak depends primarily on the physics of recombination and the angular diameter distance to the surface of last scattering (White & Scott 1996; White 1998). Rather than fit the power spectrum in detail, we have restricted our attention to the location of the first acoustic peak as estimated from current CMB experiments (Hancock *et al.* 1998). This is a rapidly moving experimental field, and new results will surely supersede these, but they illustrate the power of combining the supernova data with the CMB. We employ the analytic approximations of White (1998) to determine the wavenumber of the acoustic peak at recombination, and those of Hu & Sugiyama (1996) to determine the recombination redshift; thus we assume adiabatic fluctuations generate the anisotropy. In addition, we have ignored reionization and fixed the number of neutrino species at three, as well as assuming only scalar modes, with a spectral index  $n = 1$ . A thorough treatment of this problem would allow all of these parameters to vary and integrate the probability over all possible values (that is, marginalize over them); however, this would be very time-consuming, even with the fast CMB code of Seljak & Zaldarriaga (1996), and disproportionate to the precision of the current data. A large exploration of the parameter space involved (though lacking a full variation of  $\Omega_\Lambda$ ) can be found in Bartlett *et al.* (1998) and Lineweaver (1998).

Our calculation determines the angular scale multipole of the first acoustic peak for a grid in a three-dimensional parameter space of  $(\Omega_M, \Omega_\Lambda, H_0)$ , where we explicitly allow for open, flat, and closed universes with and without a cosmological constant. We also employ the additional constraint on the baryon density  $\Omega_b h^2 = 0.024$  ( $h = H_0/100 \text{ km s}^{-1} \text{ Mpc}^{-1}$ ) derived from the primordial deuterium abundance and nucleosynthesis (Tytler, Fan, & Burles 1996). Other estimates of the baryon fraction (see Fugikita, Hogan, & Peebles 1998) could be used, but the location of the peak depends only weakly on this parameter. Where possible, we checked these calculations with numerical integrations (Seljak & Zaldarriaga 1996) and confirmed that the peak locations agree to  $\lesssim 10\%$ , which is adequate for this exploration.

Following White (1998), we combine the predicted peak location with the observations using a phenomenological model for the peak (Scott, Silk, & White 1995). Recent CMB measurements analyzed by Hancock *et al.* (1998) give the conditional likelihood of the first acoustic peak position as  $l_{\text{peak}} = 263_{-94}^{+139}$ , based on best-fit values of the peak amplitude and low multipole normalization. Rocha *et al.* (1998) have provided us with a probability distribution function for the first peak position based on marginalizations over the amplitude



and normalization which is a more general approach than by Hancock *et al.*. The Rocha *et al.* function gives  $l_{\text{peak}} = 284_{-84}^{+191}$  which is only a small shift from the value derived using the conditional likelihood method. We then marginalize the likelihood in our three-dimensional parameter space over  $H_0$  with a Gaussian prior based on our own SNIa result including our estimate of the systematic error from the Cepheid distance scale,  $H_0 = 65 \pm 7 \text{ km s}^{-1} \text{ Mpc}^{-1}$  (Riess98). It is important to note that the SNIa constraints on  $(\Omega_m, \Omega_\Lambda)$  are independent of the distance scale, but the CMB constraints are not. We then combine marginalized likelihood functions of the CMB and SNe Ia data. The result is shown in Figure 3. Again, we must caution that systematic errors in either the SNIa data (Riess98) or the CMB could affect this result.

Nevertheless, it is heartening to see that the combined constraint favors a location in this parameter space which has not been ruled out by other observations, though there may be mild conflict with constraints on  $\Omega_\Lambda$  from gravitational lensing (Falco, Kochanek, & Muñoz 1998). In fact, the region selected by the SNIa and CMB observations is in concordance with inflation, large-scale structure measurements, and the ages of stars (Ostriker & Steinhardt 1995; Krauss & Turner 1995). The combined constraint removes much of the high  $\Omega_m$ , high  $\Omega_\Lambda$  region which was not ruled out by the SNIa data alone, as well as much of the high  $\Omega_m$ , low  $\Omega_\Lambda$  region allowed by the CMB data alone. The combined constraint is consistent with a flat universe, as  $\Omega_{\text{tot}} = \Omega_m + \Omega_\Lambda = 0.94 \pm 0.26$  for MLCS and  $1.00 \pm 0.22$  for  $\Delta m_{15}(B)$  ( $1\sigma$  errors). The enormous redshift difference between the CMB and the SNIa makes it dangerous to generalize this result beyond a cosmological constant model because of the possible time-dependence on  $\alpha_x$ . But for an equation of state fixed after recombination, the combined constraints continue to be consistent with a flat geometry as long as  $\alpha_x \lesssim -0.6$ . With better estimates of the systematic errors in the SNIa data and new measurements of the CMB anisotropy, these preliminary indications should quickly turn into very strong constraints (Tegmark *et al.* 1998).

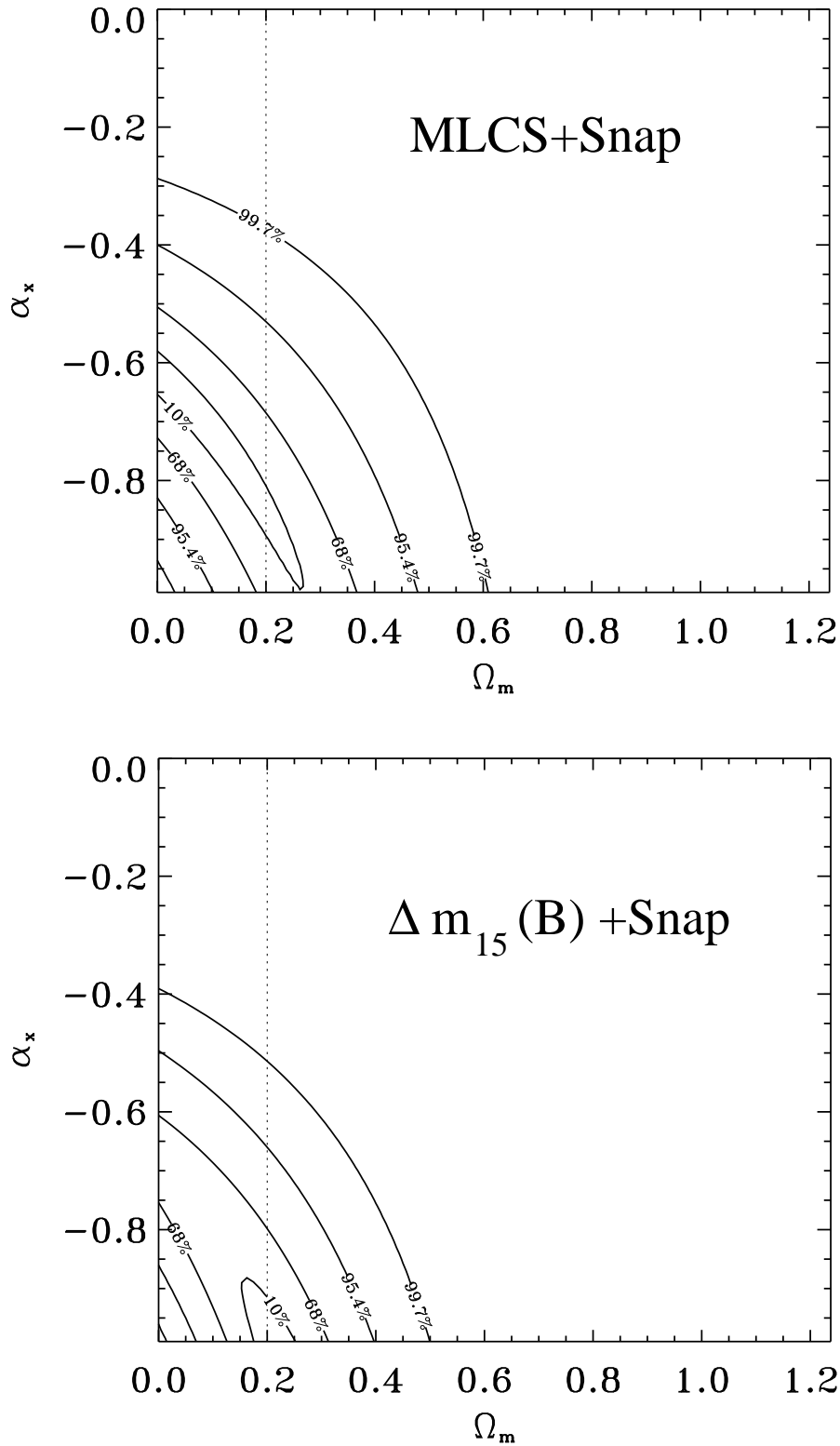


Fig. 2.— The joint probability distributions from SNIa for  $\Omega_m$  and the equation of state parameter,  $\alpha_x$ , assuming a flat spatial geometry ( $\Omega_m + \Omega_x = 1$ ). The top panel uses supernova distances from the MLCS method combined with supernovae reduced using the snapshot method, while the bottom panel is from the  $\Delta m_{15}(B)$  technique plus snapshot results. The vertical broken line marks the matter density estimated from galaxy cluster dynamics.

## 6. Conclusions

The current results from the High-Z Supernova Search Team suggest that there is an additional energy component sharing the Universe with gravitating matter. For a flat geometry, the ratio of the pressure of the unknown energy to its density is probably more negative than  $-0.6$ . This effectively rules out topological defects such as strings and textures as the additional component and disfavors domain walls as that component. Open models are less constrained, but favor  $\alpha_x < -0.5$ . Although there are many intriguing candidates for the “X” component, the current SNIa observations imply that a vacuum energy or a scalar field that resembles the cosmological constant is the most likely culprit.

Combining the SNIa probability distribution with today’s constraints from the position of the first acoustic peak in the CMB power spectrum provides a simultaneous observational measurement of the densities of matter and of the unknown component. Using CMB data from Hancock *et al.* (1998) and following the analysis by White (1998) the result favors a flat Universe, with  $\Omega_{\text{tot}} = 0.94 \pm 0.26$ , dominated by the “X” component for  $\alpha_x \approx -1$ . Given the rapid improvement in both the study of SN Ia and the CMB, we can expect more powerful inferences about the contents of the Universe to follow.

We thank U. Seljak and M. Tegmark for some informative discussions and G. Rocha for making the CMB likelihood function available before publication. This work was supported by grant GO-7505 from the Space Telescope Science Institute, which is operated by the Association of Universities for Research in Astronomy, Inc., under NASA contract NAS5-26555, and at Harvard University through NSF grants AST 92-21648 and AST 95-28899 and an NSF Graduate Research Fellowship. Work at the University of Washington was supported through NSF grant AST-9617036. A.V.F acknowledges the support of NSF grant AST-9417213. S.M.C. was supported by NSF grant PHY/94-07194.

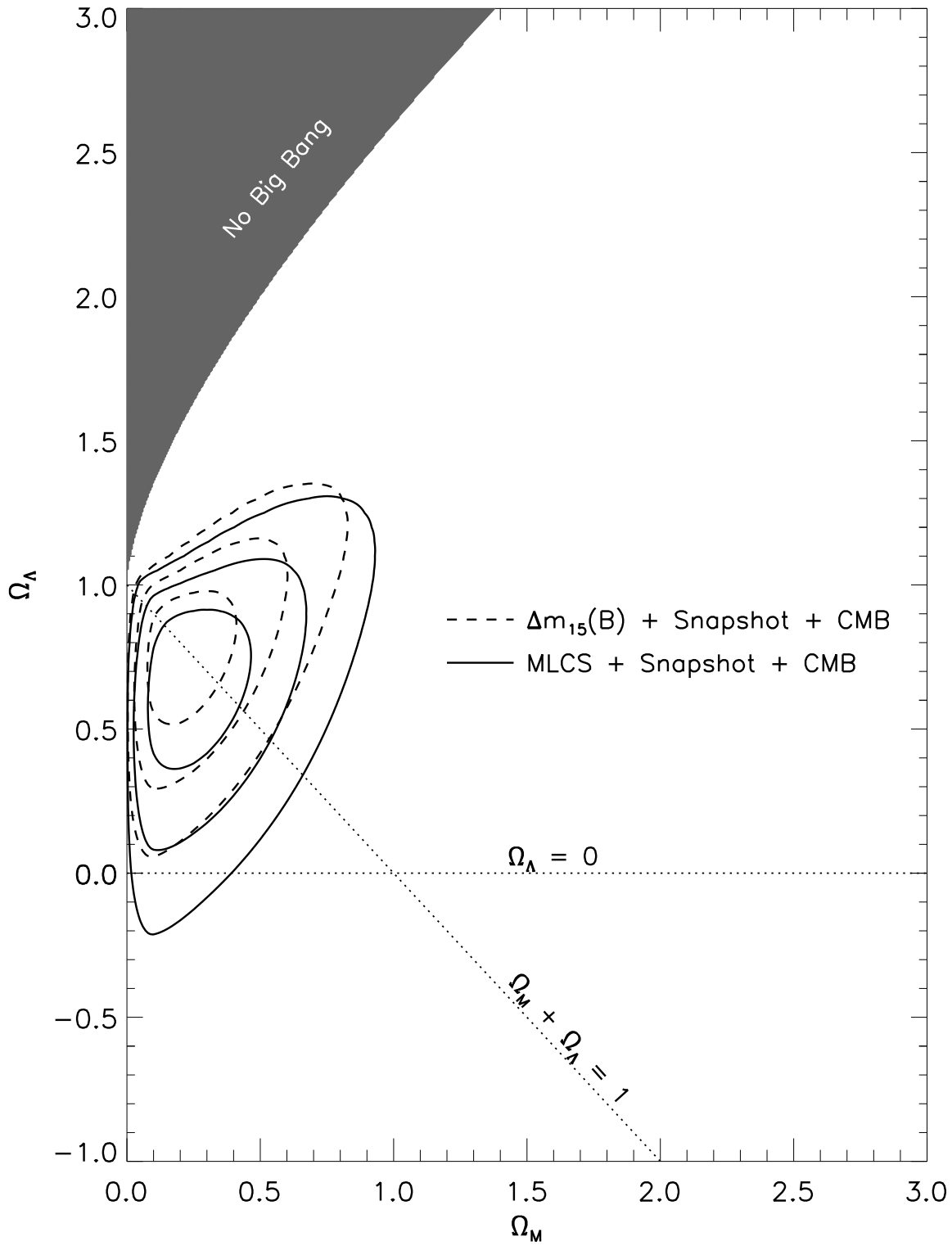


Fig. 3.— The combined constraints from SNIa and the position of the first Doppler peak of the CMB angular power spectrum. The equation of state parameter for the unknown component is  $\alpha_x = -1$ , like that for a cosmological constant. The contours mark the 68%, 95.4%, and 99.7% enclosed probability regions.

## REFERENCES

- Anderson, G.W., & Carroll, S.M. 1998, astro-ph/9711288
- Bahcall, N.A., Fan, X., & Cen, R. 1997, ApJ, 485, 53
- Bartlett, J. G., Blanchard, A., Le Dour, M., Douspis, M., & Barbosa, D. 1998, to appear in “Fundamental Parameters in Cosmology”, proceedings of the Rencontres de Moriond 1998, astro-ph/9804158
- Caldwell, R.R., Dave, R., & Steinhardt, P.J. 1998, astro-ph/9708069
- Carlberg, R.G., Yee, K.C., Ellingson, E., Abraham, R., Gravel, P., Morris, S., & Pritchet, C.J., 1996, ApJ, 462, 32
- Carroll, S.M., Press, W.H., & Turner, E.L. 1992, ARAA, 30, 499
- Coles, P., & Ellis, G. 1997, “Is the Universe Open or Closed”, Cambridge: Cambridge Univ. Press
- Davis, R.L. 1987, Phys. Rev. D, 35, 3705
- Falco, E.E., Kochanek, C.S., & Muñoz, J.A. 1998, ApJ, 494, 47
- Frieman, J.A., & Waga, I. 1998, astro-ph/9709063
- Frieman, J.A., Hill, C.T., Stebbins, A., & Waga, I. 1995, Phys. Rev. Lett., 75, 2077
- Fukugita, M., Hogan, C.J., & Peebles, P.J.E. 1998, astro-ph/9712020
- Garnavich, P.M., et al. 1998, ApJ, 493, L53
- Gott, J.R., Gunn, J.E., Schramm, D.N., & Tinsley, B.M. 1974, ApJ, 194, 543
- Hamuy, M., Phillips, M.M., Maza, J., Suntzeff, N.B., Schommer, R.A., Maza, J., Smith, R.C., Lira, P., & Avilés, R. 1996, AJ, 112, 2438
- Hancock, S., Rocha, G., Lasenby, A. N., & Gutiérrez, C. M. 1998, MNRAS, 294, L1
- Höflich, P., Wheeler, J.C., & Thielemann, F.K. 1998, ApJ, 495, 617
- Holz, D.E., & Wald, R. 1998, Phys. Rev. D, in press; astro-ph/9708036
- Holz, D.E. 1998; astro-ph/9806124
- Hu, W., & Sugiyama, N. 1996, ApJ, 471, 542
- Kamionkowski, M., & Toumbas, N. 1996, Phys Rev Lett, 77, 587
- Kim, A. 1998, in ”Fundamental Parameters in Cosmology,” proceedings of the XXXIIIrd Rencontres de Moriond, astro-ph/9805196
- Kantowski, R., Vaughan, T., & Branch, D. 1995, ApJ, 447, 35
- Krauss, L.M., & Turner, M.S. 1995, Gen. Rel. Grav., 27, 1137

- Lin, H., et al. 1996, ApJ, 471, 617
- Lineweaver, C.H. 1998, ApJL, submitted, astro-ph/9805326
- Ostriker, J.P., & Steinhardt, P.J. 1995, Nature, 377, 600
- Peebles, P.J.E. 1984, ApJ, 284, 439
- Peebles, P.J.E., & Ratra, B. 1988, ApJ, 325, L17
- Perlmutter, S., et al. 1998, Nature, 391, 51
- Phillips, M.M. 1993, ApJ, 413, L105
- Phillips, M.M., et al. 1998, in preparation
- Riess, A.G., et al. 1998a, AJ, 000, 000 [Riess98]
- Riess, A.G., Nugent, P.E., Filippenko, A.V., Kirshner, R.P., & Perlmutter, S. 1998b, ApJ, 000, 000
- Riess, A.G., Press, W.H., & Kirshner, R.P. 1995, ApJ, 438, L17
- Riess, A.G., Press, W.H., & Kirshner, R.P. 1996, ApJ, 473, 88
- Rocha, G., Hancock, S., Lasenby, A. N., & Gutiérrez, C. M. 1998, in preparation
- Schmidt, B.P., et al. 1998, ApJ, 000, 000
- Scott, D., Silk, J., & White, M. 1995, Science, 268, 829
- Seljak, U., & Zaldarriaga, M. 1996, ApJ, 469, 437
- Spergel, D., & Pen U. 1997, ApJ, 491, L67
- Tegmark, M., Eisenstein, D. J., Hu, W., & Kron, R.G. 1998, ApJ, submitted, astro-ph/9805117
- Turner, M.S., Steigman, G., & Krauss, L.M. 1984, Phys. Rev. Lett., 84, 2090
- Turner, M.S., & White, M. 1997, Phys Rev D, 56, 4439
- Tytler, D., Fan, X.-M., & Burles, S. 1996, Nature, 381, 207
- Vilenkin, A. 1984, Phys. Rev. Lett., 53, 1016
- Vilenkin, A. 1985, Phys. Rep., 121, 263
- Wald, R.M. 1984, “General Relativity”, Chicago: University of Chicago Press
- Wambsganss, J., Cen, R., Guohong, X., & Ostriker, J. 1997, ApJ, 475, L81
- Weinberg, S. 1972, “Gravitation and Cosmology”, New York: John Wiley & Sons
- Weinberg, S. 1989, Rev. Mod. Phys, 61, 1
- White, M. 1998, ApJ, submitted, astro-ph/9802295

White, M., & Scott, D. 1996, ApJ, 459, 415