

Boson Stars as Gravitational Lenses

Mariusz P. Dąbrowski^{1,2} and Franz E. Schunck¹

¹Astronomy Centre, University of Sussex, Falmer, Brighton BN1 9QJ, UK

²Institute of Physics, University of Szczecin, Wielkopolska 15, 70-451 Szczecin,
Poland

Received _____; accepted _____

ABSTRACT

We discuss boson stars as possible gravitational lenses and study the lensing effect by these objects made of scalar particles. The mass and the size of a boson star may vary from an individual Newtonian object similar to the Sun to the general relativistic size and mass of a galaxy close to its Schwarzschild radius. We assume boson stars to be transparent which allows the light to pass through them though the light is gravitationally deflected.

We assume boson stars of the mass $M = 10^{10}M_{\odot}$ to be on non-cosmological distance from the observer. We discuss the lens equation for these stars as well as the details of magnification. We find that there are typically three images of a star but the deflection angles may vary from arcseconds to even degrees. There is one tangential critical curve (Einstein ring) and one radial critical curve for tangential and radial magnification, respectively. Moreover, the deflection angles for the light passing in the gravitational field of boson stars can be very large (even of the order of degrees) which reflects the fact they are very strong relativistic objects. We derive a suitable formula for the lens equation for such large deflection angles. Although the large deflection angle images are highly demagnified, their existence in the area of the tangential critical curve may help in observational detection of suitable lenses possessing characteristic features of boson stars which could also serve as a direct evidence for scalar fields in the universe.

Subject headings: gravitational lensing — gravitation — stars: general

1. Introduction

Boson stars are astrophysical objects which are composed of scalar particles formally described by a complex scalar field coupled minimally to gravity (Mielke & Schunck 1998). Real scalar fields became extremely important once the mutual connections between cosmology and particle physics were uncovered. The first attempt to admit a scalar field to gravity was made by Brans & Dicke (1961) in order to vary the gravitational force with time. The most intensive application of a scalar field is to the early universe scenarios. This is first of all to inflation (e.g. Linde 1990) driven by the potential energy of the real scalar field (inflaton) and to phase transitions together with the production of topological defects (e.g. Vilenkin & Shellard 1994). It is also applied in the theories of superstrings where it is called the dilaton (changes strength of gravity) and leads to the so-called superinflation driven by the kinetic energy of the scalar field (see e.g. Gasperini & Veneziano 1993a, 1993b). The application of the scalar fields to astrophysical objects is different but the motivation for that can certainly be put along the lines of the high energy and particle physics.

Although proposed thirty years ago, boson stars are so far only hypotheticalal objects (see the review papers by Jetzer 1992, Lee & Pang 1992, Liddle & Madsen 1992, Mielke & Schunck 1998). Apparently, it took astronomers over thirty years to actually detect neutron stars since they were first proposed (see Shapiro & Teukolsky 1983 for some historical notes). The first numerical studies of the boson stars were completed by Kaup (1968) and Ruffini & Bonazzola (1969). They found that the mass of boson stars is of the order of M_{Pl}^2/m where M_{Pl} is the Planck mass. If self-interaction of the scalar particles is assumed then boson stars have masses of the order of M_{Pl}^3/m^2 which is approximately Chandrasekhar's mass provided the scalar field mass m is about 1GeV (Colpi et al. 1986). It suggests that boson stars

could be an important part of the dark matter. It was shown that *stable* boson stars exist up to a maximal mass, quite similar to the neutron star case (Kusmartsev et al. 1991) and the biggest mass star is called a maximal boson star. They can be formed by gravitational cooling, i.e., radiating away the surplus scalar matter (Seidel & Suen 1994). Rotating boson stars change their form to become toroidal (Schunck & Mielke 1996, Ryan 1997, Yoshida & Eriguchi 1997, Schunck & Mielke 1998). Transparent boson stars were first studied by Schunck & Liddle (1997). It was proven that such boson stars both with and without self-interaction could be very massive and proposed that boson stars could be an alternative to black holes in the center of galaxies. Moreover, the radiation from accretion disks within the gravitational potential of boson stars would be gravitationally redshifted.

One of the main predictions of general relativity is the deflection of light in gravitational fields of compact objects known as gravitational lensing effect. Although it was first suggested in the context of general relativity (Chwolson 1924, Einstein 1936), its approximate result for the deflection of light by the Sun up to a constant factor *of two* can also be derived within the framework of Newton’s theory (Schneider et al. 1992). Intensive studies of gravitationally lensed objects began in the last decade or so and were mainly concentrated on the weak gravitational lensing effect for which the angles of deflection are very small up to a few arcseconds (for a review see Blanford & Narayan 1992, Refsdal & Surdej 1994, Narayan & Bartelmann 1996). In general, one can distinguish between lensing on non-cosmological and cosmological distances. As for the former one can have lensing by a star ($M \approx 1M_{\odot}$) in a galaxy with the deflection angles of the order of milliarcseconds and by a galaxy ($M \approx 10^{11}M_{\odot}$) with the deflection angles of the order of arcseconds. As for the latter, model-dependent luminosity distances has to be applied, but it gives the opportunity to determine cosmological parameters such as the Hubble constant H_0 ,

the deceleration parameter q_0 and the cosmological constant Λ (Turner et al. 1984, Gott & Park 1989, Turner 1990, Fukugita et al. 1990). A ‘giant’ (cosmological) gravitational lens of the order of 157 arcsecs has also been detected but the immense deflection angle is hardly believed to be the effect of lensing (Blanford et al. 1987). In the case of weak lensing, the simple comparison with Newtonian theory is valid, but all the Newton-based intuition fails for the cases of the large deflection angles. If one has a black hole, or a strong compact object such as a neutron star, then the gravitational lensing effects have to be treated in fully relativistic terms. The deflection angles can be of the order of many degrees allowing the light to orbit the lens many times and multiple images can be formed (Cunningham & Bardeen 1973, Ftaclas et al. 1986, Ohanian 1987, Avni & Shulami 1988, Nemiroff 1993, Dąbrowski & Osarczuk 1995, Cramer 1997). These effects are especially interesting for accretion disks (Luminet 1979, Bao et al. 1994, Peitz & Appl 1997). Among some other lensing cases, it is also worth mentioning the gravitational lensing by exotic matter such as cosmic strings (Vilenkin 1984, Gott 1986) and by gravitational waves (Faraoni 1993).

The role of the scalar field in gravitational lensing has also been investigated recently by Virbhadra et al. (1998). They apply a real massless scalar field into the Einstein equation and get a general static spherically symmetric asymptotically flat solution with a naked singularity which, apart from mass, has an extra parameter which they called “scalar charge”. They found a possibility of having four images of a source at the observer position together with two Einstein rings (a double Einstein ring). In this paper, we investigate the gravitational lensing of a transparent spherically symmetric boson star without self-interaction of the complex scalar field. We can split the gravitational field into two regimes: the inner part - where we have a smooth behavior of the curvature without singularities or event horizon; the outer part - where the well-known Schwarzschild solution applies. The boson star

has no clearly defined surface but an exponentially decreasing energy density. This allows to define the radius of a star as corresponding to the radius of a sphere which contains 99.9% of the mass which gives almost no influence of the inner parts of the boson star on the curvature of space outside.

The paper is organized as follows. In Section 2 we study geodesic motions in the gravitational field of boson stars. In Section 3 we discuss the effect of gravitational lensing by boson stars namely the number of images of a point source and its magnification. In Section 4 we give the discussion of the results. In the Appendix we discuss the form of the lens equation both for small as well as for large deflection angles. We propose new formulas for large deflection angle scattering of light near compact lenses.

2. Trajectories of Photons in Gravitational Field of a Boson Star

Boson stars are astrophysical objects for which the source of gravity is a massive complex scalar field Φ and which are the solutions of the field equations of Einstein gravity coupled to a scalar field given by

$$R_{\mu\nu} - \frac{1}{2}g_{\mu\nu}R = -8\pi GT_{\mu\nu}(\Phi) , \quad (1)$$

$$\square\Phi + m^2\Phi = 0 , \quad (2)$$

where the energy-momentum tensor of matter composed of the scalar field is

$$T_{\mu\nu} = (\partial_\mu\Phi^*)(\partial_\nu\Phi) - \frac{1}{2}g_{\mu\nu} \left[g^{\sigma\rho}(\partial_\sigma\Phi^*)(\partial_\rho\Phi) - m^2|\Phi|^2 \right] . \quad (3)$$

In (1)-(3) $\square = \partial_\mu \left[\sqrt{|g|} g^{\mu\nu} \partial_\nu \right] / \sqrt{|g|}$ is the generally covariant d'Alembertian, $R_{\mu\nu}$ the Ricci tensor, R the curvature scalar, g the determinant of the metric $g_{\mu\nu}$, m is the mass of the field Φ ($\hbar = c = 1$), and G the Newtonian gravitational constant. Stable states of the boson star exist (e.g. Kusmartsev et al. 1991).

For a static spherically symmetric boson star the metric is

$$ds^2 = e^{\nu(r)} dt^2 - e^{\mu(r)} dr^2 - r^2(d\theta^2 + \sin^2 \theta d\varphi^2) . \quad (4)$$

The most general scalar field ansatz consistent with the static metric (4) is

$$\Phi(r, t) = P(r)e^{-i\omega t} , \quad (5)$$

where ω - the frequency of the scalar field. Notice that to find finite mass solutions, the scalar field must carry a time-dependence of the form (5), which leaves the energy-momentum tensor, and hence the metric, time-independent. The solution of Virbhadra et al. (1998) can be obtained from equations (1)-(5) after putting $m = \omega = 0$ which makes the scalar field Φ time-independent. The difference between both solutions is that boson stars are non-singular solutions while Virbhadra's et al. solution possesses a naked singularity. Because of that boson star solutions have much more in common with Schwarzschild than Virbhadra's et al. and the same should refer to any relativistic effects under consideration.

The full set of Einstein equations (1) for the metric (4) reads

$$\nu' + \mu' = 8\pi G(\rho + p_r)re^\mu , \quad (6)$$

$$\mu' = 8\pi G\rho re^\mu - \frac{1}{r}(e^\mu - 1) , \quad (7)$$

the two further components giving degenerate equations because of the Bianchi identities.

The differential equation for the scalar field with the ansatz (5) is

$$P'' + \left(\frac{\nu' - \mu'}{2} + \frac{2}{r} \right) P' + e^{\mu-\nu}\omega^2 P - e^\mu m^2 P = 0 , \quad (8)$$

and the non-vanishing components of the energy-momentum tensor (3) are

$$T_0^0 = \rho = \frac{1}{2}[\omega^2 P^2(r)e^{-\nu} + P'^2(r)e^{-\mu} + m^2 P^2] , \quad (9)$$

$$T_1^1 = p_r = \frac{1}{2}[\omega^2 P^2(r)e^{-\nu} + P'^2(r)e^{-\mu} - m^2 P^2], \quad (10)$$

$$-T_2^2 = -T_3^3 = -p_\perp = \frac{1}{2}[\omega^2 P^2(r)e^{-\nu} - P'^2(r)e^{-\mu} - m^2 P^2] \quad (11)$$

where $' = d/dr$. Note that the pressure is anisotropic; there are two equations of state $p_r = \rho - m^2 P^2$ and $p_\perp = \rho - m^2 P^2 - P'^2(r)e^{-\mu}$.

For the rest of our paper, we employ the dimensionless quantities $x = mr$, $\sigma = \sqrt{4\pi G} P$. In order to obtain solutions which are regular at the origin, we must impose the boundary conditions $\sigma'(0) = 0$ and $\mu(0) = 0$.

At the distance r one has

$$e^{-\mu(r)} = 1 - \frac{2GM(r)}{r}, \quad M(r) := \int_0^r \rho y^2 dy \quad (12)$$

and far away from the star the metric is that of Schwarzschild with

$$e^{\nu(r)} = e^{-\mu(r)} = 1 - \frac{2GM}{r}. \quad (13)$$

The main point of our analysis is the gravitational lensing properties by a boson star and this requires the discussion of trajectories of photons along the null geodesics described by null geodesic equations, i.e.,

$$\frac{1}{2} \left(\frac{dr}{d\tau} \right)^2 + V_{eff} = \frac{1}{2} F^2 e^{-\mu-\nu}, \quad (14)$$

$$e^\nu \frac{dt}{d\tau} = F, \quad (15)$$

$$r^2 \frac{d\phi}{d\tau} = l, \quad (16)$$

where F is the total energy and l the angular momentum of the photon (Wald 1984), τ is an affine parameter along null geodesics and the effective potential in (14) is

$$V_{eff} = e^{-\mu} \frac{l^2}{2r^2}, \quad (17)$$

where e^μ is the globally regular metric component of the boson star. As mentioned before, outside the boson star one gets the well-known Schwarzschild geometry and the formulas (14)-(16) reduce to the standard ones as given, for instance, by Shapiro & Teukolsky (1983). The shape of the effective potential (17) is given in Figure 1. Outside the boson star the potential is of the Schwarzschild form $V_{eff} = l^2(1 - 2M/x)/(2x^2)$ (e.g. Shapiro & Teukolsky 1983). Inside, the effective potential has a singularity at the center (for $l \neq 0$), i.e., no photon can be captured by the boson star. Radial motion of a photon for $l = 0$ is insensitive to the potential as in the Schwarzschild case.

From now on, we assume that the light travelling from a source is deflected by a boson star and the deflection angle is given by (Wald 1984, see also Fig. 6)

$$\hat{\alpha}(r_0) = \Delta\varphi(r_0) - \pi , \quad (18)$$

where

$$\Delta\varphi(r_0) = 2 \int_{r_0}^{\infty} \frac{e^{\mu/2}}{\sqrt{\frac{r^4}{b^2} e^{-\nu} - r^2}} dr , \quad (19)$$

with the impact parameter

$$b = l/F = r_0 \exp[-\nu(r_0)/2] , \quad (20)$$

and r_0 being the closest distance between a light ray and the center of the boson star where we have $V_{eff}(r_0) = (F^2/2) \exp[-\nu(r_0) - \mu(r_0)]$.

3. Gravitational Lensing by a Boson Star

The lens equation *for small deflection angles* may be expressed as (e.g. Narayan & Bartelmann 1996, Virbhadra et al. 1998, see also the Appendix of this paper)

$$\sin(\vartheta - \beta) = \frac{D_{ls}}{D_{os}} \sin \hat{\alpha} , \quad (21)$$

where D_{ls} and D_{os} are distances from the lens (deflector) to the source and from the observer to the source, respectively, β denotes the true angular position of the source, whereas θ stands for the image positions. One usually defines the reduced deflection angle to be

$$\alpha \equiv \vartheta - \beta = \sin^{-1} \left(\frac{D_{ls}}{D_{os}} \sin \hat{\alpha} \right). \quad (22)$$

However, the equation (21) relies on substitution of the distance from the source to the point of minimal approach by the distance from the lens to the source D_{ls} (see Narayan & Bartelmann 1996). *For large deflection angles* the distance D_{ls} cannot be considered a constant but it is a function of the deflection angle so that the form of the lens equation changes into (see Appendix)

$$\sin \alpha = \frac{D_{ls}}{D_{os}} \cos \vartheta \cos \left[\arcsin \left(\frac{D_{os}}{D_{ls}} \sin(\vartheta - \alpha) \right) \right] [\tan \vartheta + \tan(\hat{\alpha} - \vartheta)]. \quad (23)$$

The reduced deflection angle can be kept defined as in (22), i.e., $\alpha \equiv \vartheta - \beta$.

The magnification of images is given by (Narayan & Bartelmann 1996)

$$\mu = \left(\frac{\sin \beta}{\sin \vartheta} \frac{d\beta}{d\vartheta} \right)^{-1}. \quad (24)$$

The tangential and radial critical curves (TCC and RCC, respectively) follow from the singularities of the tangential

$$\mu_t \equiv \left(\frac{\sin \beta}{\sin \vartheta} \right)^{-1}, \quad (25)$$

and the radial magnification

$$\mu_r \equiv \left(\frac{d\beta}{d\vartheta} \right)^{-1}. \quad (26)$$

From the geometry of the lens we have the relation (cf. Fig. 6)

$$\sin \vartheta = \frac{b}{D_{ol}} = \frac{r_0}{D_{ol}} \exp[-\nu(r_0)/2]. \quad (27)$$

In order to obtain magnification (23) the first derivative of the deflection angle (18) with respect to ϑ has to be calculated and it is given by

$$\mu_r^{-1} = \frac{d\beta}{d\vartheta} = 1 - \frac{d\alpha(\vartheta)}{d\vartheta} = 1 - \frac{D_{ls} \cos \hat{\alpha}}{D_{os} \cos \alpha} \frac{d\hat{\alpha}}{dr_0} \frac{dr_0}{d\vartheta}, \quad (28)$$

where

$$\frac{dr_0}{d\vartheta} = \frac{1}{2} \exp[-\nu(r_0)/2] \frac{2 - r_0 \frac{d\nu(r_0)}{dr_0}}{\sqrt{1 - \frac{r_0^2}{D_{ol}^2} \exp[-\nu(r_0)]}}, \quad (29)$$

and $d\hat{\alpha}/dr_0$ can be calculated by parametric differentiation of equation (19) with respect to r_0 .

We performed numerical calculations of the reduced deflection angle (22) and presented the results in Figure 2 and Table 1 and 2. We have assumed that a boson star (lens) is half-way between the observer and the source, hence $D_{ls}/D_{os} = 1/2$ in equations (22) and (27).

The plot of the reduced deflection angle $\alpha = \alpha(\vartheta)$ for the maximal boson star with the initial value of $\sigma(0) = 0.271$ is given in Figure 2. The maximal reduced deflection angle is presented in Table 1. The biggest possible value of the deflection angle is 23.03 degrees with an image at about $\vartheta = n \cdot 2.8878$ arcsecs where $n = n(D_{ol}, \omega)$ is a function of the distance from the observer to the lens D_{ol} and the value of the scalar field frequency ω (the latter refers to the size of the boson star). Such big deflection angles are possible since boson stars are very strong relativistic objects.

This is especially clear after analysing Figs. 4a and 4b. In Fig. 4a we show the mass distribution $M = M(x)$ (cf. Eq.(12)) of a boson star (which is an extended object, like a sun) of maximal mass, the so-called Kaup limit $0.633M_{pl}^2/m$. In Fig. 4b we present the plot of the ‘coefficient of relativisticity’ $2M/x$ of a boson star (solid line) against a black hole (dashed line). It demonstrates that such a boson star has a

gravitational field whose strength is comparable to the strength of the gravitational field of a black hole.

The light passing through the interior of a star is effected if $\vartheta \leq 20n(D_{ol}, \omega)$ arcsecs while for $\vartheta > 20n(D_{ol}, \omega)$ arcsecs the effect is almost the same as in Schwarzschild spacetime (with increasing distance to a boson star the difference with Schwarzschild spacetime is negligible). We have numerically and analytically checked that far away from a boson star one has the deflection angle to be equal to $2R_g/b$, where R_g is the Schwarzschild radius.

The tangential and radial magnification μ_t and μ_r , respectively, are given in Figure 3. In order to make a plot the distance to the boson star has to be fixed. In Figure 3 we have chosen the distance factor $n = 1$ so that ϑ is measured in arcsecs. Then, the Einstein ring (TCC) is found at about 472.5 arcsecs and the radial critical curve (RCC) at about 2.8877 arcsecs (cf. Table 2). If the distance factor $n = 60$, for example, the star is closer to the observer and so ϑ is measured in arcmins. Then, we find that the TCC is at 61.73 arcmins and the RCC is at 2.8844 arcmins as in the second line of Table 2. Further examples for different boson stars including Newtonian ones, with small initial value of the scalar field σ can be extracted from Table 2. It is remarkable to notice that for a fixed distance the Einstein rings (TCCs) decrease with decreasing initial values of central densities of the boson star and the RCCs increase until both vanish.

It is useful to notice that the radial critical curve (RCC) appears within the radius of a boson star. This is obvious since RCCs are in general possible only for transparent astronomical objects. It can easily be seen from the plot of $V_{eff}(x)$ in Fig. 1 and from the plot of $M(x)$ in Fig. 4a.

Using the standard notation (e.g. Narayan and Bartelmann 1996) we should call

TCCs and RCCs the critical lines (they both are circles of angular size ϑ in the lens plane given in Table 2) while the caustics are the lines of the angular size β (source angle) in the source plane corresponding to these TCCs and RCCs. In the case of a transparent boson star, the caustic corresponding to a TCC is a point, while the caustic corresponding to a RCC is a circle of angular size β (see Figure 5).

Finally, let us discuss the characteristics of the boson stars producing the deflection angles under consideration. Both the observer-to-lens-distance D_{ol} and the mass of the boson star play a role therein. If ϑ is chosen to be of the order of arcsecs (distance factor $n = 1$), then the distance D_{ol} is measured in units of $206265/\omega$. Under the assumption that the mass of the boson star is $10^{10}M_{\odot}$ one has $\omega \sim 10^{-15}\text{cm}$. Then distance D_{ol} is about 100pc. If the distance factor is $n = 10^{-3}$, and so ϑ measured in milliarcsecs, the boson-star-lens is at about 100kpc.

4. Summary

In this paper we discussed the possibility for a boson star to be a gravitational lens. We assumed a boson star to be transparent and calculated the deflection angles of a point source for various ranges of the parameters of the models. All qualitative features of a non-singular circularly symmetric transparent lens can be revealed. We derived the lens equation and plotted the lens curve for a maximal boson star. We have shown that there are typically three images, two of them being inside the Einstein radius and one outside. In most of the cases (depending on the parameters of the models) there is an Einstein ring with infinite tangential magnification (tangential critical curve - TCC) and the angle for which two internal images merge leading to infinite radial magnification (radial critical curve - RCC). The existence of the radial critical curve is the result of the transparency of a boson

star. The deflection angles caused by boson stars can be very large (of the order of degrees) which allows to compare observationally these lenses with other known lenses. Also, the appearance of the radial critical curve would differ boson stars from other extended and non-transparent lenses. For a black hole or a neutron star, the radial critical curve does not exist because it is inside the event horizon of the star. The assumption of transparency for the boson star is essential if one wants to find two bright images near the center of a boson star and the third image at some very large distance from the center. This happens in relativistic case. In the example of a maximal boson star case (ϑ measured in arcsecs), the source would be at an angular distance of slightly above 23 degrees from the lens and the two images inside the boson star at about 2.8 arcsecs. An interesting point can be made if one considers an extended source. In such a case one finds the two radially and tangentially elongated images very close to each other. Then, looking along the line defined by these two images one could find the third one with very large deflection angle and this would be the case for a boson star. However, this third image would be highly demagnified as shown in our Table 3.

Another comment refers to the possibility for the scalar field to have an additional $U(1)$ symmetry, which yields the electromagnetic field to be present inside a star. This possibility is simply a charged boson star which has already been investigated by Jetzer & van der Bij (1989). It has also been shown that stable charged boson stars exist. However, the charged scalar particles interact with photons passing through the star and such boson stars become opaque. In analogy to what happens for a neutral boson star, it is clear that the exterior of a charged boson star can be described by the Reissner-Nordström geometry, and the deflection angles are qualitatively the same as for a charged neutron star - the case already considered in the literature (Dąbrowski & Osarczuk 1995). It is obvious that for a

charged (so opaque) boson star, only two images are possible.

Finally, we hope that one of the proposed possibilities will be useful for some observational investigations. We also emphasize that the possible detection of boson stars would make a very strong evidence for scalar fields in the universe supporting most of the very early universe scenarios.

MPD acknowledges the support of NATO/Royal Society and the hospitality of the Astronomy Centre at the University of Sussex. FES was supported by a Marie Curie research fellowship (European Union TMR programme). We would like to thank Andrew Barber, John Barrow, Andrew Liddle, Eckehard Mielke, Sophie Pireaux, Jerzy Stelmach, Kandaswamy Subramanian, and Diego Torres for helpful discussions and comments. We also thank the anonymous referee for raising the important point about the form of the lens equation for large deflection angles. MPD wishes to thank once more Kandaswamy Subramanian for the discussion about this particular point during the workshop at Isaac Newton Institute, Cambridge, in the summer 1999.

A. Lens Equation for Large Deflection Angles

In Figure 6, D_{ol} is the distance from the observer to the lens, D_{ls} is the distance from the lens to the source and D_{os} is the distance from the observer to the source. The angle β denotes the true angular position of the source whereas ϑ measures the angle of the source position. By construction, the source S is always be within a plane with constant distance to the observer. Note that for small deflection angles the distance D_{ps} from the source to the point of closest approach can be replaced by

D_{ls} and so according to the sine formula one is able to get the lens equation in the form presented in standard literature which is Equation (21) of Section 3.

This derivation, however, mainly relies on the fact that for small deflection angles the distances D_{ol} , D_{os} and D_{ls} can be considered as the distances along the line of sight of the observer and so $D_{os} \approx D_{ol} + D_{ls}$. For large deflection angles the last relation is not true and both D_{ls} and D_{os} depend essentially on the deflection angle $\hat{\alpha}$, i.e.,

$$D_{os} < D_{ol} + D_{ls} . \quad (\text{A1})$$

Then, for large deflection angles equation (21) has to be replaced by a generalized formula. An example of such a formula has recently been proposed by Virbhadra & Ellis (1999), however, their definition of distances does not fulfill relation (A1) and so we propose another formula which relies on the correct physical definition of distances.

For the derivation of the lens equation the following angles should be calculated: ψ , ω and σ . These angles are presented in Fig. 6. Simple calculation shows that $\omega = \hat{\alpha} - \vartheta - \beta$, $\psi = \pi/2 + \vartheta - \hat{\alpha}$ and $\sigma = \hat{\alpha} - \vartheta$. It can be shown that the azimuthal deflection angle is equal to

$$\delta\varphi = (\pi/2 - \varepsilon) + \hat{\alpha} + (\pi/2 - \vartheta) \quad (\text{A2})$$

so that the deflection angle is (Ohanian 1987)

$$\hat{\alpha} = \delta\varphi - \pi + \varepsilon + \vartheta = \bar{\alpha} + \varepsilon + \vartheta , \quad (\text{A3})$$

where $\bar{\alpha}$ is the deflection angle SLM as defined in Fig. 6 and $\Delta\varphi \approx \delta\varphi$. However, from the geometry of the bending effect we have,

$$\sin \vartheta = \frac{b}{D_{ol}}, \quad \sin \varepsilon = \frac{b}{D_{ls}} . \quad (\text{A4})$$

In real situations the distances D_{ol} and D_{ls} are much bigger than the impact parameter b and so the trigonometric functions of angles in (A4) can be approximated by angles themselves and the relation (A3) reads

$$\hat{\alpha} = \bar{\alpha} + \frac{b}{D_{ls}} + \frac{b}{D_{ol}}, \quad (\text{A5})$$

so in practice one can replace the deflection angle $\bar{\alpha}$ by the deflection angle $\hat{\alpha}$ defined by Eq. (18) and vice versa. From Fig. 6 we can write down the following relations

$$\cot \psi = \frac{SK}{KP}, \quad \cot(\pi/2 - \vartheta) = \frac{KI}{KP}, \quad (\text{A6})$$

so that

$$SI = SK + KI = KP(\cot \psi + \cot \gamma). \quad (\text{A7})$$

On the other hand

$$\tan \beta = \frac{MS}{MO}, \quad \tan \vartheta = \frac{IS - MS}{MO}, \quad (\text{A8})$$

so that

$$\tan \beta = \frac{IS}{MO} - \tan \vartheta. \quad (\text{A9})$$

Note that ($KP \approx ML$)

$$KP = D_{ls} \cos \bar{\alpha}, \quad MO = D_{os} \cos \beta, \quad (\text{A10})$$

and so

$$SI = D_{ls} \cos \bar{\alpha} (\cot \psi + \cot \gamma). \quad (\text{A11})$$

Since

$$\cot \psi = \tan(\hat{\alpha} - \vartheta), \quad (\text{A12})$$

and

$$\cot \gamma = \tan \vartheta, \quad (\text{A13})$$

then we have from (A9)

$$\tan \beta = \frac{D_{ls} \cos \bar{\alpha}}{D_{os} \cos \beta} [\tan \vartheta + \tan(\hat{\alpha} - \vartheta)] - \tan \vartheta. \quad (\text{A14})$$

Note that here β ($\alpha \equiv \vartheta + \beta$ - cf. Fig. 6) should be taken to be negative in order to get the relation to the formula of Virbhadra and Ellis (1999). After using trigonometric relations one can reduce (A14) to the form

$$\sin \alpha = \frac{D_{ls}}{D_{os}} \cos \vartheta \cos \bar{\alpha} [\tan \vartheta + \tan(\hat{\alpha} - \vartheta)], \quad (\text{A15})$$

or

$$\sin \alpha = \frac{D_{ls} \cos \bar{\alpha}}{D_{os} \cos \vartheta} \frac{\tan \hat{\alpha}}{(1 + \tan \hat{\alpha} \tan \vartheta)}. \quad (\text{A16})$$

The equation (A16) is the lens equation for large deflection angles and it can be reduced to the equation (21) provided the angle ϑ is small. Using the sine formula from the triangle (OSL) we have

$$\sin \bar{\alpha} = \frac{D_{os}}{D_{ls}} \sin \beta, \quad (\text{A17})$$

so that a reduced deflection angle α is determined by the nonlinear formula

$$\sin \alpha = \frac{D_{ls}}{D_{os}} \cos \vartheta \cos \left[\arcsin \left(\frac{D_{os}}{D_{ls}} \sin(\vartheta - \alpha) \right) \right] [\tan \vartheta + \tan(\hat{\alpha} - \vartheta)]. \quad (\text{A18})$$

If the source S is not within a plane with constant distance to the observer, a different lens equation can be derived. The situation is also presented in Figure 6. From the two triangles (OSJ) and (PSJ), the lens equation reads

$$\sin(\vartheta + \beta) = \frac{D_{ps}}{D_{os}} \sin \hat{\alpha}, \quad (\text{A19})$$

where D_{os} is the observer-source distance and D_{ps} the distance between source and point P, the closest approach to the lens.

Fig. 2 describes both physically different situations represented by (A18) and (A19) because the corrections in the reduced deflection angles are in fact negligible

(the correction appears in the third digit) due to the assumed large source-lens and observer-lens distances.

REFERENCES

- Avni, Y., & Shulami, I., 1988, *ApJ*, 332, 113
- Bao, G., Hadrava, P., & Ostgaard, E., 1994, *ApJ*, 435, 55
- Blanford, R. D., & Narayan, R., 1992, *ARAA*, 30, 311
- Blanford, R. D., Phinney, E. S., & Narayan, R., 1987, *ApJ*, 313, 28
- Brans, C. H., & Dicke, R. H., 1961, *Phys. Rev.*, 124, 925
- Chwolson, O., 1924, *Astr. Nachrichten*, 221, 329
- Colpi, M., Shapiro, S.L., & Wasserman, I., 1986, *Phys. Rev. Lett.*, 57, 2485
- Cramer, C. R., 1997, *Gen. Rel. Grav.*, 29, 445
- Cunningham, C. T., & Bardeen, J. M., 1973, *ApJ*, 183, 237
- Dąbrowski, M. P., & Osarczuk, J., 1995, *Ap&SS*, 229, 139
- Einstein, A., 1936, *Sci* 84, 506
- Faraoni, V., 1993, *AA*, 272, 385
- Ftaclas, C., Kearney, M. W., & Pechenick, K., 1986, *ApJ*, 300, 203
- Fukugita, M., Futamase, T., & Kasai, M., 1990, *MNRAS*, 246, 24p
- Gasperini, M., & Veneziano, G., 1993a, *Mod. Phys. Lett.*, 3701
- Gasperini, M., & Veneziano, G., 1993b, *Astroparticle Phys.*, 1993, 1, 317
- Gott III, J. R., 1985, *ApJ*, 228, 422
- Gott III, J. R., & Park M., 1989, *ApJ*, 338, 1

- Jetzer, Ph., 1992, *Phys. Rep.*, 220, 163
- Jetzer, Ph., & van der Bij, J. J., 1989, *Phys. Lett. B*, 227, 341
- Kaup, D. J., 1968, *Phys. Rev.*, 172, 1331
- Kusmartsev, F. V., Mielke, E. W., & Schunck, F. E., 1991, *Phys. Rev. D*, 43, 3895
- Lee, T. D., & Pang, Y., 1992, *Phys. Rep.*, 221, 251
- Liddle, A. R., & Madsen, M. S., 1992, *Int. J. Mod. Phys. D*, 1, 101
- Linde, A., 1990, *Inflation and Quantum Cosmology* (Academic Press, San Diego)
- Luminet, J. P., 1979, *AA*, 75, 228
- Mielke, E. W., & Schunck, F. E., 1998, in *Proceedings of the 8th Marcel Grossmann meeting in Jerusalem*, ed. T. Piran et al., (World Scientific Publ., Singapore), in press; gr-qc/9801063
- Narayan, R., & Bartelmann, M., 1996, *Lectures on gravitational lensing*, preprint, astro-ph/9606001
- Nemiroff, R. B., 1993, *Am. Journ. Phys.*, 61, 619
- Ohanian, H. C., 1987, *Am. Journ. Phys.*, 55, 428
- Peitz, J., & Appl S., 1997, *MNRAS*, 286, 681
- Refsdal, S., & Surdej J., 1994, *Rep. Prog. Phys.*, 56, 117
- Ruffini, R., & Bonazzola, S., 1969, *Phys. Rev.*, 187, 1767
- Ryan, F., 1997, *Phys. Rev. D*, 55, 6081

- Schneider, P., Ehlers, J., & Falco, E. E., 1992, *Gravitational Lenses* (Springer, Berlin)
- Schunck, F. E., & Liddle, A. R., 1997, *Phys. Lett. B*, 404, 25
- Schunck, F. E., & Mielke, E. W., 1996, in *Proceedings of the Bad Honnef Workshop *Relativity and Scientific Computing: Computer Algebra, Numerics, Visualization**, ed. F.W. Hehl, R.A. Puntigam, and H. Ruder (Springer–Verlag, Berlin), 8, 138
- Schunck, F. E., & Mielke, E. W., 1998, *Phys. Lett. A*, 249, 389
- Seidel, E., & Suen W.-M., 1994, *Phys. Rev. Lett.*, 72, 2516
- Shapiro, S. L., & Teukolsky, S. A., 1983, *Black Holes, White Dwarfs and Neutron Stars* (Wiley Interscience, New York), p. 350 *ApJ* 289, 37
- Turner, E. L., 1990, *ApJ*, 365, L43
- Turner, E. L., Ostriker, J. P., & Gott III, J. R., 1984, *ApJ*, 284, 1
- Vilenkin, A., 1984, *ApJ*, L51, 282
- Vilenkin, A., & Shellard, E. P. S., 1994, *Cosmic Strings and Other Topological Defects* (Cambridge, Cambridge Univ. Press)
- Virbhadra, K. S., Narasimha, D., & Chitre, S. M., 1998, *AA*, 337, 1
- Virbhadra, K.S., Ellis G.F.R., Schwarzschild Black Hole Lensing, preprint astro-ph/9904193
- Wald, R.M., 1984, *General Relativity* (University of Chicago, Chicago)
- Yoshida, S., & Eriguchi, Y., 1997, *Phys. Rev. D*, 56, 762

$\sigma(0)$	α_{max}	$\vartheta/n(D_{ol}, \omega)$
0.271	23.0309 ^o	2.8878 ^{''}
0.1	8.6944 ^o	5.4523 ^{''}
10 ⁻³	5.0786 [']	59.4811 ^{''}
10 ⁻⁵	3.0183 ^{''}	591.2845 ^{''}

Table 1:

Maximal reduced deflection angle α_{max} and the positions ϑ for different boson stars. The deflection for Newtonian boson stars is of the order of arcsecs while for general relativistic boson stars it is of the order of degrees. The position of a maximum is always well inside boson star as can be concluded from the values of its radius (99.9% of the total mass): $x = 10.0, 18.2, 194.5, 1611.8$ for $\sigma(0) = 0.271, 0.1, 10^{-3}, 10^{-5}$.

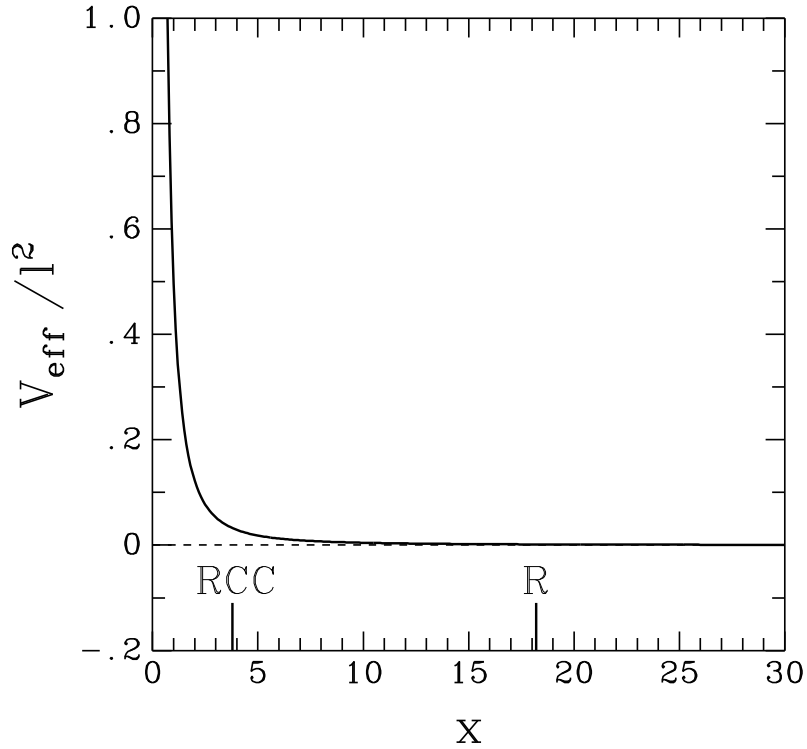


Fig. 1.— Effective potentials for null geodesics for $\sigma(0) = \sqrt{4\pi P(0)} = 0.1$. The radius R of this boson star is at $x = 18.2$ (99.9% of the total mass). V_{eff} is measured in units of $[l^2]$ and $x = mr$. The position of the radial critical curve RCC is given (cf. Table 2). The radial caustic is at a large distance from the boson star, and is not marked on this figure.

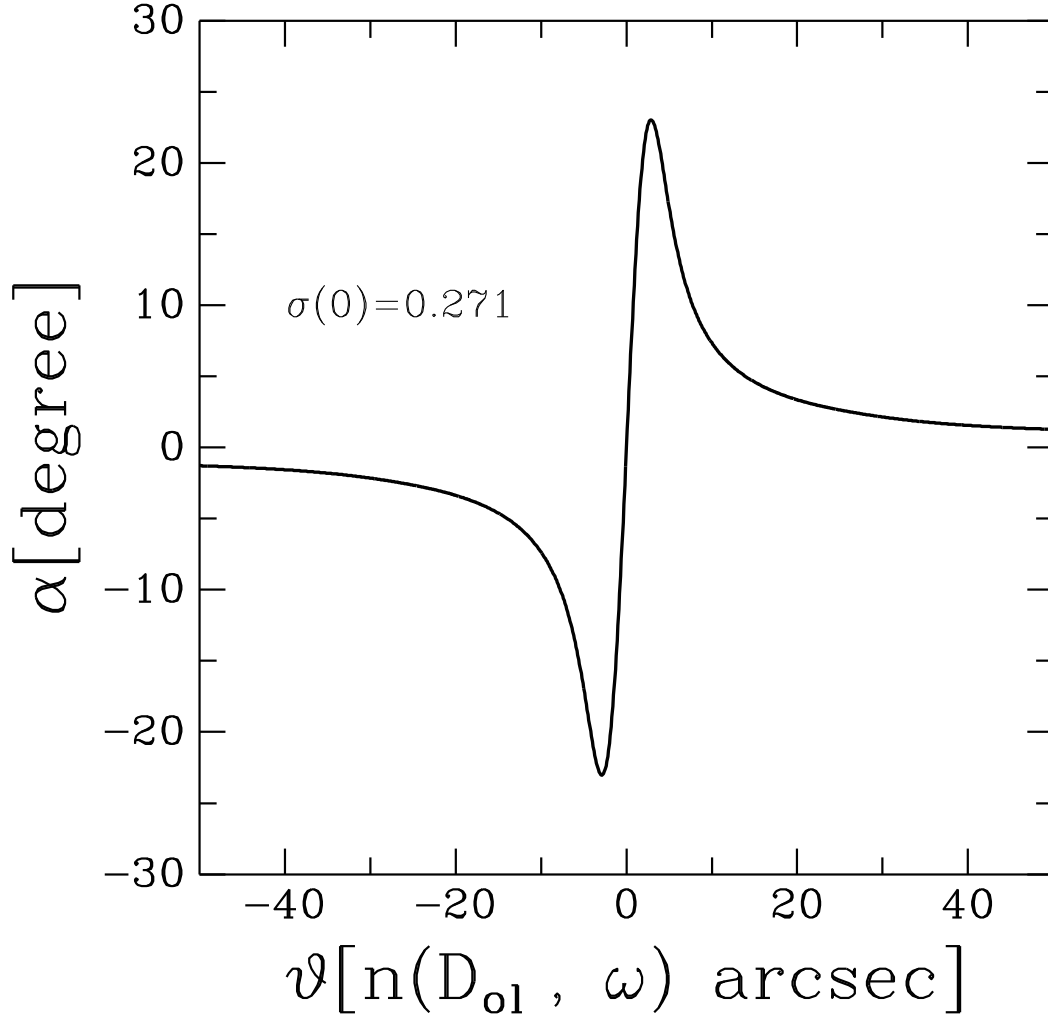


Fig. 2.— Reduced deflection angle for a maximal boson star. The angle ϑ is defined in arcsec times the function n which depends on the observer-to-lens distance D_{ol} and the scalar field frequency. We have chosen $D_{ls}/D_{os} = 1/2$ in Eq. (23) or $D_{ps}/D_{os} = 1/2$ in Eq. (A19), respectively

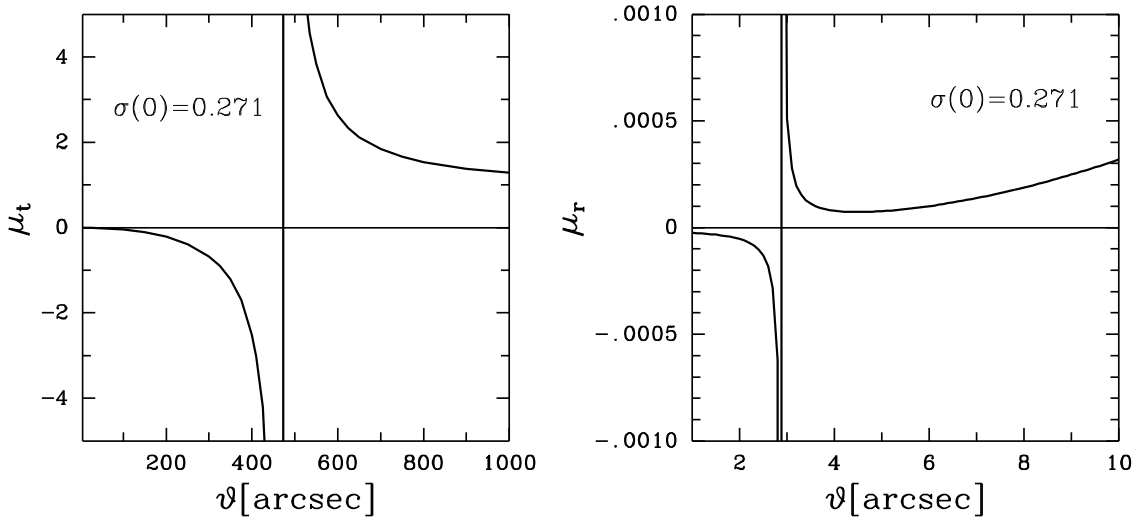


Fig. 3.— Tangential (left) and radial (right) magnification for the case of a maximal boson star with $\sigma(0) = 0.271$. The distance was chosen in such a way that the factor n equals 1 and, hence, ϑ is measured in arcsec. The Einstein ring (TCC) appears at 472.5 arcsecs and the radial critical curve (RCC) at 2.8877 arcsecs (cf. Table 2).

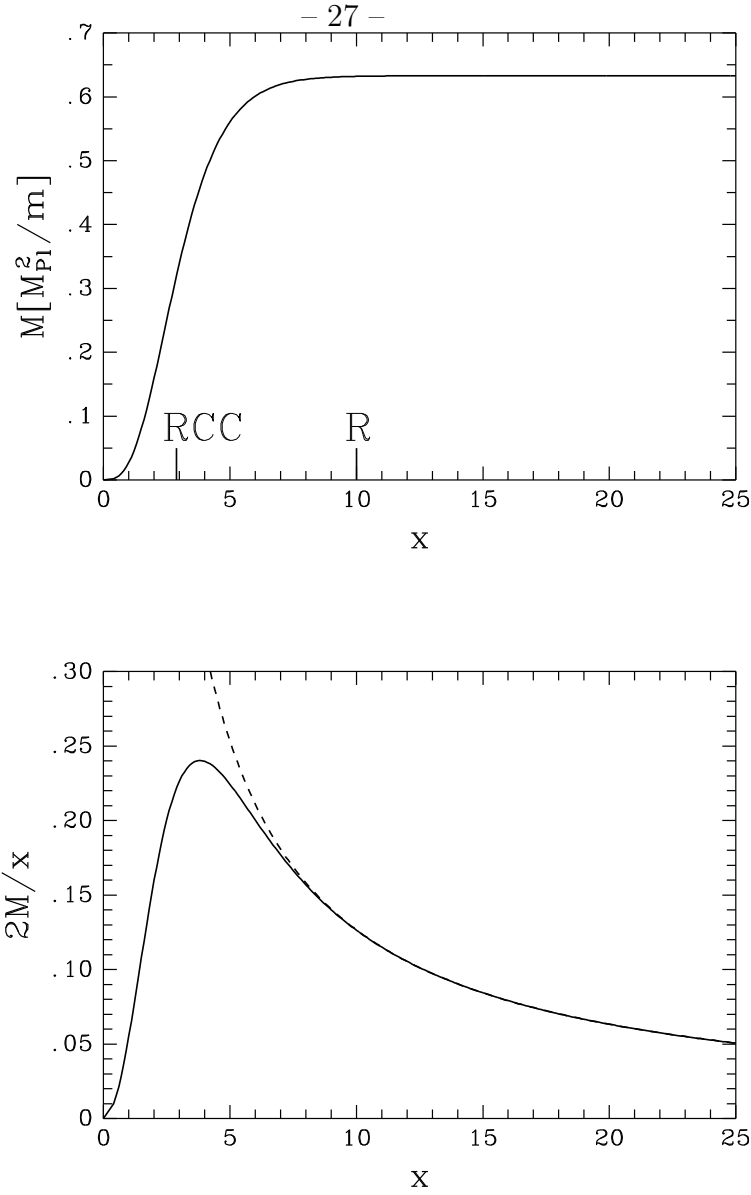


Fig. 4.—

a) The mass distribution $M(x)$ ($x = mr$) for a maximal boson star. The mass becomes constant at the Kaup limit $0.633M_{\text{pl}}^2/m$, which happens close to the radius

R.

b) The ‘coefficient of relativisticity’ $2M/x$ of a boson star (ratio of the Schwarzschild radius to the radius determined for a maximal boson star — solid line) and of a black hole with the same mass (dashed line). The dashed line decreases from the horizon of the black hole ($2M/x = 1$) and exhibits the Keplerian fall for a constant mass distribution.

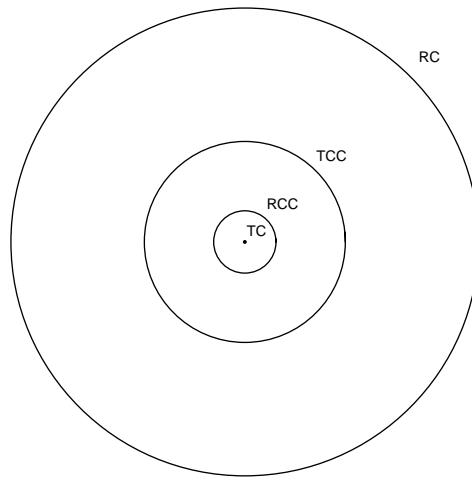


Fig. 5.— Critical lines (CC) and caustics (C) for maximal boson star — explicit values are taken from first line of Table 2.

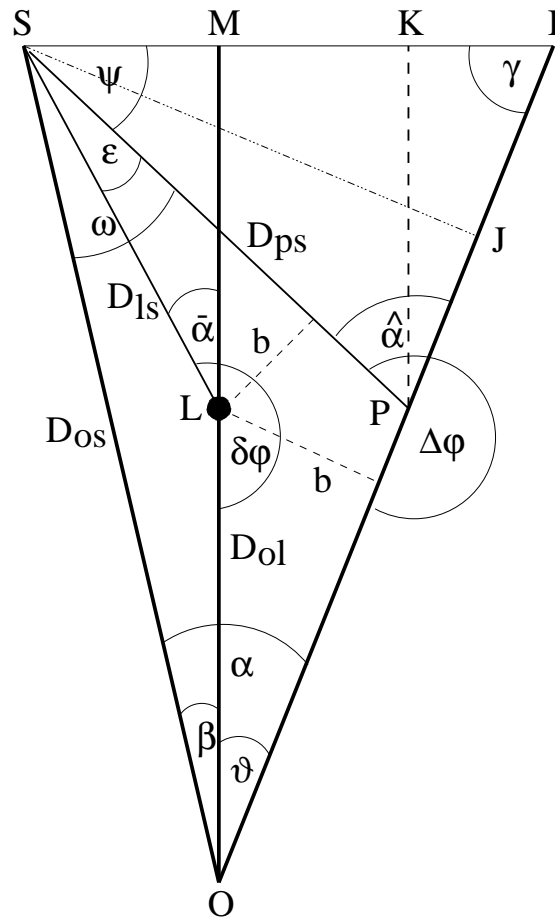


Fig. 6.— Schematic lens diagram as described in the text of Appendix.

	μ_t	μ_r	$[\vartheta]$	radial caustic $[\beta]$
$\sigma(0) = 0.271$	8.695	2.696	degree	20.2399°
	61.73	2.8844	arcmin	22.9825°
	472.5	2.8877	arcsec	23.0298°
$\sigma(0) = 0.1$	7.795	3.7902	degree	4.1241°
	59.30	5.4171	arcmin	8.6039°
	454.25	5.4516	arcsec	8.6929°
$\sigma(0) = 10^{-3}$	none	none	degree	none
	none	none	arcmin	none
	163.70	52.058	arcsec	4.1518'
$\sigma(0) = 10^{-5}$	none	none	arcsec,arcmin,degree	none

Table 2:

Positions of tangential and radial critical curves (singularities of tangential and radial magnification, cf. Figure 3) and values for radial caustics. The column for $[\vartheta]$ gives the units for the numbers of μ_t and μ_r in the same line. The distance factor n has the values 1, 60, 3600 for the units arcsec, arcmin, degree, respectively. If the gravitational field of a star is too weak, and/or the star is too close to the observer, there are no critical curves at all. The numbers presented give always a lower limit of the actual singularity value, namely one with higher negative μ_t or μ_r .

ϑ	$\mu = \mu_t \cdot \mu_r$
2.85''	4.8×10^{-8}
2.88''	2.0×10^{-7}
2.89''	-1.2×10^{-5}
2.90''	-1.9×10^{-7}
2.95''	-3.3×10^{-8}

Table 3:

Magnification of a finite size source across a radial caustic (RC) for the case of $\sigma(0) = 0.271$, RC at about 23.0298° , and RCC at about $2.8877''$ (cf. Table 2). It clearly shows that the image is highly demagnified (with the exception of the theoretically infinite value at RC).