

THE CIV ABSORPTION–Mg II KINEMATICS CONNECTION IN $\langle z \rangle \sim 0.7$ GALAXIES

CHRISTOPHER W. CHURCHILL¹, RICHARD R. MELLON¹, JANE C. CHARLTON¹,
BUELL T. JANNUZI², SOFIA KIRHAKOS³, CHARLES C. STEIDEL⁴, AND DONALD P. SCHNEIDER¹

¹ The Pennsylvania State University, University Park, PA 16802, cwc, rmellon, charlton, dps@astro.psu.edu

² National Optical Astronomy Observatories, Tucson, AZ 85719, jannuzi@noao.edu

³ Institute for Advanced Study, Princeton, NJ 08544, sofia@sns.ias.edu

⁴ California Institute of Technology, Pasadena, CA 91125, ccs@astro.caltech.edu

Astrophysical Journal Letters, accepted

ABSTRACT

We have examined Faint Object Spectrograph data from the *Hubble Space Telescope* Archive for CIV $\lambda\lambda 1548, 1550$ absorption associated with 40 Mg II $\lambda\lambda 2796, 2803$ absorption–selected galaxies at $0.4 \leq z \leq 1.4$. We report a strong correlation between Mg II kinematics, measured in $\sim 6 \text{ km s}^{-1}$ resolution HIRES/Keck spectra, and $W_r(1548)$; this implies a physical connection between the processes that produce “outlying velocity” Mg II clouds and high ionization galactic/halo gas. We found no trend in ionization condition, $W_r(1548)/W_r(2796)$, with galaxy–QSO line–of–sight separation for 13 systems with confirmed associated galaxies, suggesting no obvious ionization gradient with galactocentric distance in these higher redshift galaxies. We find tentative evidence (2σ) that $W_r(1548)/W_r(2796)$ is anti–correlated with galaxy $B - K$ color; if further data corroborate this trend, in view of the strong CIV–Mg II kinematics correlation, it could imply a connection between stellar populations, star formation episodes, and the kinematics and ionization conditions of halo gas at $z \sim 1$.

Subject headings: quasars— absorption lines; galaxies— evolution; galaxies— halos

1. INTRODUCTION

The central and complex role of galactic gas in the star formation, dynamical, and chemical evolution of galaxies is well established. Evidence is mounting that, at the present epoch, multiphase gaseous halos are a physical extension of their host galaxy’s interstellar medium (ISM); their physical extent, spatial distribution, ionization conditions, and chemical enrichment are intimately linked to the energy density rate infused into the galaxy’s ISM by stellar winds and ionizing radiation, and by supernovae shock waves (e.g. Dahlem 1998, and references therein). One long–standing question is how the halos and ISM of earlier epoch galaxies compare or relate, in an evolutionary sense, to those of the present epoch.

Normal ($\sim L^*$) galaxies at intermediate redshifts ($0.5 \leq z \leq 1.0$) are seen to give rise to low ionization Mg II $\lambda\lambda 2796, 2803$ absorption with $W_r(2796) \geq 0.3 \text{ \AA}$ out to projected distances of $\sim 40h^{-1} \text{ kpc}$ (e.g. Steidel 1995). A key question is whether low ionization gas at large galactocentric distances is due to infall (i.e. satellite accretion, minor mergers, intragroup or intergalactic infall), or to energetic processes in the ISM (galactic fountains, chimneys). Using high resolution Mg II profiles, Churchill, Steidel, & Vogt (1996) found no suggestive trends between low ionization gas properties and galaxy properties at $\langle z \rangle = 0.7$. A next logical step toward ad-

dressing this question is to explore the high ionization gas in Mg II absorption selected galaxies at these redshifts.

The CIV $\lambda\lambda 1548, 1550$ doublet is a sensitive probe of higher ionization gas. Using CIV and Mg II, Bergeron et al. (1994) inferred multiphase ionization structure around a $z = 0.79$ galaxy. Churchill & Charlton (1999) incorporated the Mg II kinematics and found high metallicity, multiphase absorption in a possible group of three galaxies at $z = 0.93$. In a survey of the 3C 336 field (Q 1622+238), Steidel et al. (1997) reported that $W_r(1548)/W_r(2796)$ appeared to be correlated with galaxy–QSO impact parameter, as expected if halo gas density decreases with galactocentric distance.

In this *Letter*, we present a study of CIV absorption associated with $0.4 \leq z \leq 1.4$ Mg II absorption–selected galaxies using Faint Object Spectrograph (FOS) data available in the *Hubble Space Telescope* (HST) Archive. We compare the CIV strengths to the Mg II strengths and kinematics and (when available) to the galaxy properties.

2. THE DATA

The Mg II absorbers are selected from the HIRES/Keck sample of Churchill (1997) and Churchill et al. (1999a). The HIRES resolution is $\sim 6 \text{ km s}^{-1}$ (Vogt et al. 1994). The data were processed using IRAF¹, as described in Churchill et al. (1999a). The redshifts of the individual Mg II sub–components were obtained using MINFIT

¹IRAF is distributed by the National Optical Astronomy Observatories, which are operated by AURA, Inc., under contract to the NSF.

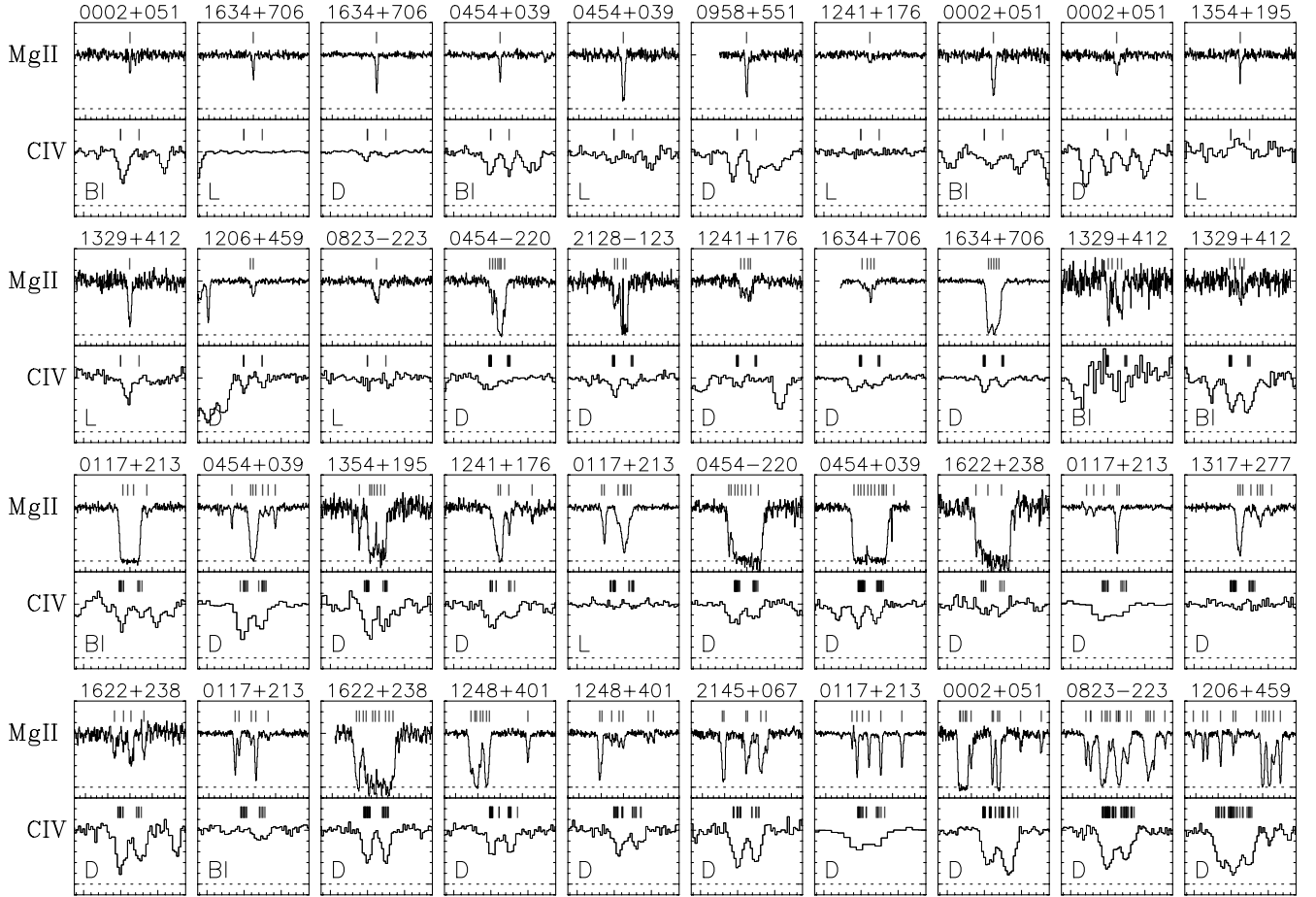


FIG. 1.— The normalized spectroscopic data with the zero point given by the horizontal dotted line. The MgII velocity scale is 500 km s^{-1} and the CIV velocity scale is 3000 km s^{-1} . — (upper sub-panels) The HIRES MgII $\lambda 2796$ transition is plotted in order of kinematic spread, from upper left to lower right. — (lower sub-panels) The corresponding FOS/HST spectrum is plotted with ticks marking the expected location of the CIV $\lambda\lambda 1548, 1550$ doublet, based upon Voigt profile fits to MgII. The labels “D”, “L”, and “BI” denote detection, limit, and blend, respectively.

(Churchill 1997), a Voigt profile (VP) fitter that uses χ^2 minimization. For 36 of the MgII absorbers, FOS/HST (resolution $\sim 230 \text{ km s}^{-1}$) spectra covering CIV were available from the HST Archive. For four absorbers, CIV was taken from ground-based spectra of Steidel & Sargent (1992), and Sargent, Boksenberg, & Steidel (1988). The FOS spectra were processed using the techniques of the HST QSO Absorption Line Key Project (Schneider et al. 1993; Jannuzi et al. 1998). For 13 systems, the absorbing galaxy impact parameters, rest-frame K and B luminosities, and $B - K$ colors are available from Steidel, Dickinson, & Persson (1994), Churchill et al. (1996), and Steidel et al. (1997). We will present a more detailed account in a companion paper (Churchill et al. 1999b).

3. RESULTS

In Figure 1, we present the MgII and CIV data for each of the 40 systems (note that the velocity scale for MgII is 500 km s^{-1} and for CIV is 3000 km s^{-1}). Ticks above the HIRES spectra give the velocities of the multiple VP MgII sub-components and ticks above the FOS data give the expected location of these components for both members of the CIV doublet. The MgII profiles are shown in order of increasing kinematic spread from the upper left to

lower right. The kinematic spread is the second velocity moment of the apparent optical depth of the MgII $\lambda 2796$ profile, given by $\omega_v^2 = \int \tau_a(v)v^2 dv / \int \tau_a(v) dv$, where $\tau_a(v) = \ln[I_c(v)/I(v)]$, and $I(v)$ and $I_c(v)$ are the observed flux and the fitted continuum flux at velocity v , respectively. The zero-point velocity is given by the optical depth median of the MgII $\lambda 2796$ profile. The kinematic spreads range from a few to $\sim 120 \text{ km s}^{-1}$.

In Figure 2a, we present $W_r(1548)$ vs. $W_r(2796)$, which exhibits considerable scatter. Solid data points are damped Ly α absorbers (DLAs) and candidate DLAs, based upon $W_r(\text{Ly}\alpha) \geq 8 \text{ \AA}$ or $W_r(\text{MgII } \lambda 2796) \simeq W_r(\text{FeII } \lambda 2600) \gtrsim 1.0 \text{ \AA}$ (Boissé et al. 1998).

As seen in Figure 2b, $W_r(2796)$ correlates with ω_v . Significant scatter arises because ω_v is sensitive to the line-of-sight chance presence and equivalent width distribution of the smaller $W_r(2796)$, “outlying velocity” clouds (see Charlton & Churchill 1998). The DLAs define a “saturation line”; profiles with $W_r(2796) > 0.3 \text{ \AA}$ along this line have saturated cores. As seen in Figure 2c, there is a tight correlation between ω_v and $W_r(1548)$. A Spearman–Kendall test, incorporating limits (LaValley, Isobe, & Feigelson 1992), yielded a greater than 99.99%

confidence level. A weighted least-squares fit to the data (dotted line through the origin and with upper limits excluded) yielded a slope of $\omega_v \simeq 65 \text{ km s}^{-1}$ per 1 \AA of $W_r(1548)$. The data exhibit a scatter of $\sigma_{W_r(1548)} = 0.22 \text{ \AA}$ about the fit. An essentially identical maximum likelihood fit is shown as a dashed line.

Over the interval $35 \leq \omega_v \leq 55 \text{ km s}^{-1}$, there are four absorbers that lack the higher ionization phase typical for their MgII kinematic spread; they are ‘‘CIV deficient’’. These systems, Q 0117+213 at $z = 1.0479$, Q 1317+277 at $z = 0.6606$, Q 0117+213 at $z = 0.7290$, and Q 1329+274 at $z = 0.8936$ (in order of decreasing ω_v), lie 3.3, 2.9, 2.5, and 2.3σ from the correlation line, respectively. As compared to other DLAs with similar ω_v , the DLA at $z = 0.6561$ in the field of Q 1622 + 238 (3C 336) also appears to have a slight CIV deficiency.

4. DISCUSSION

Three important observational facts are: (1) the scatter in $W_r(1548)$ vs. $W_r(2796)$ indicates that the strength of CIV absorption is not driven by the strong ‘‘central’’ MgII component that dominates $W_r(2796)$, (2) ω_v is sensitive to the presence of small $W_r(2796)$, outlying velocity clouds, and (3) the scatter of $W_r(2796)$ vs. ω_v is large, whereas the scatter of $W_r(1548)$ vs. ω_v about the correlation line is only 0.22 \AA . These facts imply that, independent of the overall MgII line-of-sight kinematics, the existence and global dynamics of smaller, kinematic ‘‘outliers’’ are intimately linked to the presence and physical conditions of a higher ionization phase.

It would appear that CIV is governed by the same physical processes that give rise to kinematic outlying MgII clouds. The CIV absorption could arise due to the ionization balance in the MgII clouds, ionization structure in the clouds, or due to multiphase structure. In most cases, multiphase structure is the likely explanation because the small $W_r(2796)$, single phase, outlying velocity clouds with $b \simeq 6 \text{ km s}^{-1}$ cannot produce the large observed $W_r(1548)$, as shown by Churchill et al. (1999a) [also see Churchill & Charlton (1999)].

If the MgII clouds are accreted by infall and/or minor mergers, such that the energetics originated gravitationally (e.g. Mo & Miralda-Escudé 1996), multiphase structure could arise from shock heating and/or merger induced star formation (e.g. Hernquist & Mihos 1995). If, on the other hand, the absorbing gas is mechanically produced by winds from massive stars, OB associations, or from galactic fountains and chimneys, a dynamic multiphase structure could arise from shock heated ascending material that forms a high ionization layer (corona) and supports a descending lower ionization layer, which then breaks into cool, infalling clouds [see Avillez (1999), and references

therein]. Both scenarios imply a link between galaxy star formation histories, in particular multiple episodes of elevated star formation [but not necessarily bursting (Dahlem 1998)], and the presence of outlying velocity MgII clouds and strong CIV.

Infall models predict increasing cloud densities with decreasing galactocentric distance (e.g. Mo & Miralda-Escudé 1996), resulting in an ionization gradient (clouds further out are more highly ionized). In Figure 3a, we show $W_r(1548)/W_r(2796)$ vs. impact parameter for 13 absorbing galaxies. There is no obvious evidence

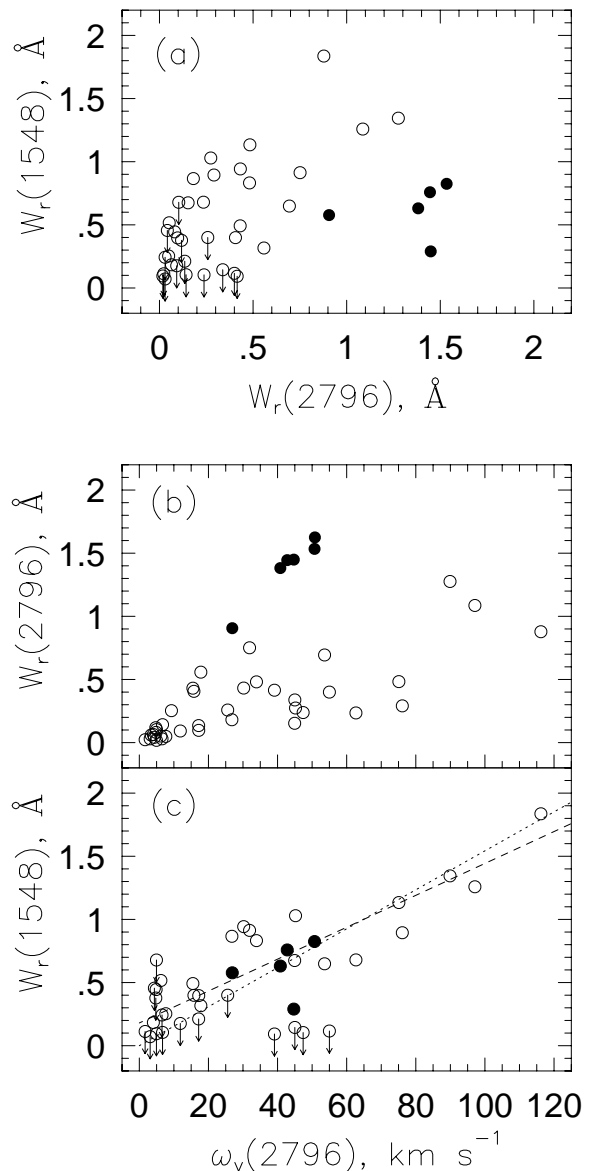


FIG. 2. — (a) $W_r(2796)$ vs. $W_r(1548)$. — (b) $W_r(2796)$ vs. the MgII kinematic spread, ω_v . — (c) $W_r(1548)$ vs. ω_v . Errors are on the order of the data point sizes. Filled points are DLAs and candidate DLAs. The dotted and dashed curves (panel c) are from linear fits, excluding the upper limits (see text).

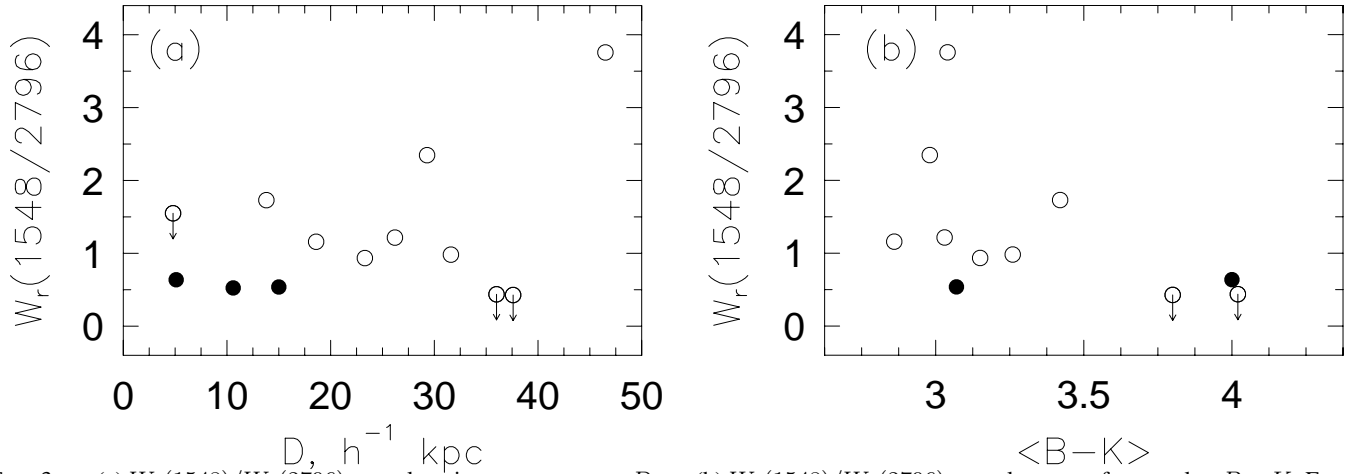


FIG. 3.— (a) $W_r(1548)/W_r(2796)$ vs. galaxy impact parameter, D . — (b) $W_r(1548)/W_r(2796)$ vs. galaxy rest-frame color, $B - K$. Errors are on the order of the data point sizes.

for an ionization gradient (95% confidence). However, $W_r(1548)/W_r(2796)$ could be sensitive to halo mass (e.g. Mo & Miralda–Escudé 1996), to the presence of satellite galaxies (York et al. 1986), or to the sampling of discrete clouds over a range of galactocentric distances along the line of sight. In Figure 3b, we show $W_r(1548)/W_r(2796)$ vs. galaxy $B - K$ color for 11 galaxies. There is a suggested trend (2σ) for red galaxies (those dominated by late-type stellar populations) to have small $W_r(1548)/W_r(2796)$. If such a trend is confirmed in a larger data sample, it would not be incompatible with a dynamical multiphase scenario in which absorbing gas properties are linked to the host galaxy stellar populations, and therefore, star formation history.

The tight correlation between Mg II kinematics and CIV absorption may imply a self-regulating process involving both ionization conditions and kinematics in the halos of higher redshift, $\sim L^*$ galaxies (e.g. Lanzetta & Bowen 1992), as explored by Norman & Ikeuchi (1989) and Li & Ikeuchi (1992). Perhaps outflow energetics from supernovae during periods of elevated star formation are balanced by the galactic gravitational potential well, result-

ing in a fairly narrow range of kinematic and multiphase ionization conditions. Such a balance might set up a high ionization Galactic-like “corona” (Savage, Sembach, & Lu 1997) in proportion to the kinematics of gravitationally bound, cooling material. All this would imply that galaxy “coronae” have been in place since $z \sim 1$, that their nature primarily depends upon the host galaxy’s star formation history, and therefore morphology, environment, and stellar populations (as seen locally, e.g. Dahlem 1998). Detailed observations of the stellar content and galactic morphologies and space-based UV high-resolution spectroscopy of high ionization absorption lines, would be central to establishing the interactive cycles between stars and gas in higher redshift galaxies.

Support for this work was provided by the NSF (AST-9617185), and NASA (NAG 5-6399 and AR-07983.01-96A) the latter from the Space Telescope Science Institute, which is operated by ARUA, Inc., under NASA contract NAS5-26555 BTJ acknowledges support from NOAO, which is operated by ARUA, Inc., under cooperative agreement with the NSF.

REFERENCES

- Avillez, M. A., 1999, in The Stromlo Workshop on High Velocity Clouds, ASP Conference Series, in press (astro-ph/9901056)
- Bergeron, J., et al. 1994, *ApJ*, 436, 33
- Boissé, P., Le Brun, V., Bergeron, J., Deharveng, J.-M. 1998, *A&A*, 333, 841
- Charlton, J. C., and Churchill, C. W. 1998, *ApJ*, 499, 181
- Churchill, C. W. 1997, Ph.D. Thesis, University of California, Santa Cruz
- Churchill, C. W., and Charlton, J. C. 1999, *AJ*, submitted, (astro-ph/9809042)
- Churchill, C. W., Rigby, J. R., Charlton, J. C., and Vogt, S. S. 1999a, *ApJS*, 120, in press
- Churchill, C. W., Mellon, R. R., Charlton, J. C., Jannuzi, B. T., Kirhakos, S., Steidel, C. C., and Schneider, D. P. 1999b, *ApJ*, in preparation
- Churchill, C. W., Steidel, C. C., and Vogt, S. S. 1996, *ApJ*, 471, 164
- Dahlem, M. 1998, *PASP*, 109, 1298
- LaValley, M., Isobe, T., and Feigelson, E. 1992, in *Astronomical Data Analysis Software and Systems I*, ASP Conf. Series, V25, D.M. Worrall, C. Biemesderfer, and J. Barnes, eds., 245
- Hernquist, L., and Mihos, J. C., *ApJ*, 488, 41
- Jannuzi, B. T., et al. 1998, *ApJS*, 118, 1
- Lanzetta, K. M., and Bowen, D. V. 1992, *ApJ*, 391, 48
- Li, F., and Ikeuchi, S. 1992, *ApJ*, 390, 405
- Mo, H. J., and Miralda-Escudé, J. 1996, *ApJ*, 469, 589
- Norman, C. A., and Ikeuchi, S. 1989, *ApJ*, 345, 372
- Sargent, W. L. W., Boksenberg, A., and Steidel, C. C., 1988, *ApJS*, 68, 539
- Savage, B. D., Sembach, K. R., and Lu, L. 1997, *AJ*, 113, 2158
- Schneider et al. 1993, *ApJS*, 87, 45
- Steidel, C. C. 1995, in *QSO Absorption Lines*, ed. G. Meylan (Springer Verlag : Garching), 139
- Steidel, C. C., Dickinson, M. and Persson, E. 1994, *ApJ*, 437, L75
- Steidel, C. C., and Sargent, W. L. W. 1992, *ApJS*, 80, 1
- Steidel, C. C., Dickinson, M., Meyer, D. M., Adelberger, K. L., and Sembach, K. R. 1997, *ApJ*, 480, 568
- Vogt, S. S., et al. 1994, in *Proceedings of the SPIE*, 2128, 326
- York, D. G., Dopita, M., Green, R., and Bechtold, J. 1986, *ApJ*, 311, 610