

Universal Scaling Properties in Large Assemblies of Simple Dynamical Units Driven by Long-Wave Random Forcing

Yoshiki Kuramoto and Hiroya Nakao

Department of Physics, Graduate School of Sciences, Kyoto University, Kyoto 606, Japan

Abstract

Large assemblies of nonlinear dynamical units driven by a long-wave fluctuating external field are found to generate strong turbulence with scaling properties. This type of turbulence is so robust that it persists over a finite parameter range with parameter-dependent exponents of singularity, and is insensitive to the specific nature of the dynamical units involved. Whether or not the units are coupled with their neighborhood is also unimportant. It is discovered numerically that the derivative of the field exhibits strong spatial intermittency with multifractal structure.

05.45.+b, 47.53.+n

arXiv:chao-dyn/9701027v1 30 Jan 1997

We report our discovery of a new type of turbulent behavior which arises generally in large assemblies of simple dynamical units driven by a long-wave randomly fluctuating field. The driving field may actually be a self-generated internal field due to long-range interaction, and this particular situation was studied in a previous paper [1] where a rough explanation of the origin of power-law correlations was also given. The present study thus aims at expanding as much as possible the class of systems capable of exhibiting the same type of turbulence, and also proposing a more transparent and coherent explanation of the phenomena.

An illustrative example is given by an array of *uncoupled* logistic maps $f(X) = aX(1-X)$ with driving

$$X_{n+1}(j) = f(X_n(j)) + h_n(j), \quad j = 1, 2, \dots, N, \quad (1)$$

where $h_n(j) = \frac{K}{2} \left(1 + \cos[2\pi\{\frac{j}{N} + \psi_n\}]\right)$, ψ_n being a random variable in the interval $(0, 1]$ with uniform distribution. Were it not for spatial dependence of h_n , Eq. (1) would represent N identical copies of a randomly driven map; the dynamics of such an ensemble was studied in [2]. Making h_n nonuniform changes the problem completely. Let the parameter values be set such that individual maps are entrained to h_n in the sense that their maximum Lyapunov exponent (common to all maps) is negative. Unlike h_n , however, the corresponding amplitude profile is not smooth at all, a typical example of which is displayed in Fig. 1a. Such ill-behaved nature of the pattern is even amplified in Fig. 1b which shows a strongly intermittent pattern of the *differential amplitudes* $Y(j) \equiv |X(j+1) - X(j)|$ constructed from Fig. 1a.

Before proceeding to further numerical study, some theoretical predictions will be made as to the statistics of turbulence to be shared by the above system or more general assemblies of units under long-wave random driving. For this purpose, it seems more convenient to work with a picture in which the dynamical units form a quasi-continuum rather than a lattice, and the driving field has a characteristic wavelength of $O(1)$. Our primary concern is to understand how a simple driving field alone can generate a nontrivial correlation between

uncoupled units.

Suppose that each unit is represented by a discrete-time dynamical system $\mathbf{X}_{n+1} = \mathbf{f}(\mathbf{X}_n)$. Let the units be driven by an additive random force \mathbf{h}_n which is smooth in space and statistically invariant with respect to spatial translations. The unit at site \mathbf{r} is governed by the equation

$$\mathbf{X}_{n+1}(\mathbf{r}) = \mathbf{f}(\mathbf{X}_n(\mathbf{r})) + \mathbf{h}_n(\mathbf{r}). \quad (2)$$

Analogously to fully developed fluid turbulence [3], let us consider various moments of the amplitude difference between two sites. We thus concentrate on a pair of units at sites \mathbf{r}_0 and $\mathbf{r}_0 + \mathbf{x}$ with distance $x \equiv |\mathbf{x}|$ satisfying $x \ll 1$. The amplitude difference $\mathbf{y}_n(\mathbf{x}) \equiv \mathbf{X}_n(\mathbf{r}_0 + \mathbf{x}) - \mathbf{X}_n(\mathbf{r}_0)$ obeys the equation

$$\mathbf{y}_{n+1} = \hat{L}_n \mathbf{y}_n + O(|\mathbf{y}_n|^2) + \Delta \mathbf{h}_n, \quad (3)$$

where $\hat{L}_n \mathbf{y}_n$ is the linearization of $\mathbf{f}(\mathbf{X})$ about $\mathbf{X} = \mathbf{X}_n(\mathbf{r}_0)$, and $\Delta \mathbf{h}_n \equiv \mathbf{h}_n(\mathbf{r}_0 + \mathbf{x}) - \mathbf{h}_n(\mathbf{r}_0)$ is a quantity of $O(x)$. Equation (3) describes a multiplicative stochastic process [4] with small additive noise. Similar equations have recently aroused considerable interest in connection with on-off intermittency and related phenomena [5]. While on-off intermittency refers to a certain type of temporal self-similarity peculiar to a special parameter value, our major concern below is a *spatial self-similarity observable over an open parameter range*.

Equation (3) may be simplified by neglecting all eigenmodes of \hat{L}_n other than the least stable one. This leads to a scalar equation for $y_n \equiv |\mathbf{y}_n|$

$$y_{n+1} = e^{\lambda_n} y_n + O(y_n^2) + b_n x, \quad (4)$$

where λ_n is the local Lyapunov exponent of the unit at site \mathbf{r}_0 , and b_n is a randomly changing factor of $O(1)$. For sufficiently small x , there is a range of y satisfying $x \ll y \ll 1$ where both the nonlinear and inhomogeneous terms in (4) are negligible. We are thus left with a linear equation $y_{n+1} = e^{\lambda_n} y_n$ or $z_{n+1} - z_n = \lambda_n$ in terms of a new variable $z_n = \ln y_n$. If the random process of λ_n is Markoffian, which we assume, the probability density $Q_n(z)$ for z_n evolves in this linear regime according to

$$Q_{n+1}(z) = \int_{-\infty}^{\infty} w(\lambda) Q_n(z - \lambda) d\lambda, \quad (5)$$

where $w(\lambda)$ is the normalized probability density for λ_n . Equation (5) admits a stationary solution of the form $Q(z) \propto \exp(\beta z) \equiv y^\beta$. Thus, the corresponding probability density for y_n , denoted by $P(y)$, becomes

$$P(y) \propto y^{-1+\beta}, \quad (6)$$

where β is determined as a nontrivial (i.e., nonzero) solution of

$$\int_{-\infty}^{\infty} e^{-\beta\lambda} w(\lambda) d\lambda = 1. \quad (7)$$

Note that for sufficiently small β , we have

$$\beta = 2\bar{\lambda}/\bar{\lambda}^2, \quad (8)$$

where the bar means the average with respect to $w(\lambda)$. We have now to modify (6) by taking into account the effects of the nonlinear and inhomogeneous terms in (4). The nonlinearity, which is assumed to work in such a way that the unstable growth of y_n be saturated when $\lambda_n > 0$, may roughly be incorporated by introducing a cutoff in $P(y)$ at $y = 1$. On the other hand, the inhomogeneous term will come into play when y_n becomes $O(x)$ or smaller, thus suppressing the power-law divergence of $P(y)$ there. For the purpose of qualitative argument, one may therefore use the following simple model for $P(y)$:

$$\begin{aligned} P(y) &= Cx^{-1+\beta} \quad (y \leq x), \quad Cy^{-1+\beta} \quad (x < y \leq 1), \\ &0 \quad (y > 1), \quad C : \text{normalization const.} \end{aligned} \quad (9)$$

This form allows us to calculate the q -th moment $\langle y(x)^q \rangle$ for arbitrary q . For simplicity, only positive values of q will be considered below. In the subcritical regime ($\beta < 0$, i. e., $\bar{\lambda} < 0$), where the dynamical units are entrained to the driving field, we obtain power-law moments

$$\langle y(x)^q \rangle \sim x^q \quad (q < |\beta|), \quad x^{|\beta|} \quad (q > |\beta|). \quad (10)$$

The result of q -independent exponent valid for higher moments ($q > |\beta|$) is anomalous reflecting strong non-Gaussianity of $P(y)$. In the postcritical regime ($\beta > 0$), all moments possess an x -independent part, while the residual part still obeys a power law:

$$\langle y(x)^q \rangle \sim \beta(q + \beta)^{-1} + O(x^\beta). \quad (11)$$

The reason why the amplitude difference in the postcritical regime is nonvanishing for vanishing x is that the two units in question have lost their respective synchrony with h_n , implying also the loss of their mutual synchronization. Note that (10) and (11) are asymptotic formulae valid for $x \rightarrow 0$ under fixed β . Near $|\beta| = q$ and 0 under fixed x , however, there exist crossover regimes (C1) $|(\beta + q) \ln x| \ll 1$ and (C2) $|\beta \ln x| \ll 1$, respectively, in each of which we have $\langle y(x)^q \rangle \sim x^{|\beta|} |\ln x|$ and $|\ln x|^{-1}$.

A few more remarks are now given on the cases of $q = 2$ and 1 for which our theory recovers our previous results [2]. We obtain from (10) and (11) the second moment

$$\begin{aligned} \langle y(x)^2 \rangle &\sim x^2 \quad (\beta < -2), \quad x^{|\beta|} \quad (-2 < \beta < 0), \\ &\beta(2 + \beta)^{-1} + O(x^\beta) \quad (\beta > 0), \end{aligned} \quad (12)$$

while in the aforementioned crossover regimes, we have $\langle y(x)^2 \rangle \sim x^2 |\ln x|$ (C1) and $1/|\ln x|$ (C2).

The case $q = 1$ is related to the length of an amplitude versus space curve. This is because the length $S(x)$ for the part of an amplitude profile contained in the unit interval, when measured with the resolution of the minimum length scale x , is given by $S(x) \sim x^{-1} \langle y(x) \rangle$. Applying (10) and (11), we thus obtain $S(x) \sim \text{const.}$ ($\beta < -1$), $x^{|\beta|-1}$ ($-1 < \beta < 0$), and x^{-1} ($\beta > 0$). In the crossover regimes, however, these must be replaced by $S(x) \sim |\ln x|$ (C1) and $1/(x |\ln x|)$ (C2). The fractal dimension D_f defined by $S(x) \sim x^{1-D_f}$ thus becomes

$$D_f = 1 \quad (\beta < -1), \quad 2 - |\beta| \quad (-1 < \beta < 0), \quad 2 \quad (\beta > 0) \quad (13)$$

except for the crossover regimes.

The above arguments on discrete-time dynamics can easily be carried over to continuous-

time dynamics. One needs only make replacements $n \rightarrow t$, $n + 1 \rightarrow t + dt$ and $\lambda_n \rightarrow \lambda(t)dt$. Then, (4) becomes $\dot{y} = \lambda(t)y + O(y^2) + b(t)x$, and (5) reduces to a Fokker-Planck equation $\dot{Q} = -\bar{\lambda}\partial_z Q + \frac{1}{2}\bar{\lambda}^2\partial_z^2 Q$. The latter admits a stationary solution $Q(z) \propto \exp(\beta z)$, and the corresponding $P(y)$ is the same form as (6) with β given by (8).

In order to test the validity of our argument, the array of logistic maps (1) has been analyzed numerically. In Fig. 2, we display $P(y)$ versus y for some values of K , with x fixed at a sufficiently small value. As expected, $P(y)$ exhibits a power-law dependence on y for not too small or too large y , with the exponent depending on K . Figure 3 shows moments $\langle y(x)^q \rangle$ versus x for some values of q . Their power-law dependence on x is clear, but the observed change of the exponent with q , indicated in the small box, is not so sudden across $q = |\beta|$ as the theory predicts. As a possible source of this discrepancy, except for the existence of the crossover regime C1, the assumed form of $P(y)$ in (9) might be too simplistic, especially in introducing a sharp cutoff at $y = 1$.

Up to this point, we have considered uncoupled units. We now show some evidence that inclusion of short-range coupling leaves the above-described power-law behavior of moments essentially unchanged. As an illustration, we modify (1) with additional diffusive coupling:

$$X_{n+1}(j) = f(X_n(j)) + h_n(j) + \frac{D}{2}\{f(X_n(j+1)) + f(X_n(j-1)) - 2f(X_n(j))\}. \quad (14)$$

Without the forcing term h_n , the above model would be identical with the usual coupled map lattice. In Fig. 4, the second moments $\langle y(x)^2 \rangle$ are compared between the two systems, one with diffusive coupling ($D = 0.1$) and the other without. The deviation from a power law in the presence of coupling is limited to the range covering ten or so units out of $N (= 4096)$. This defines a lower cutoff length x_d similar to the dissipation length in fully developed fluid turbulence. Although x_d will increase with D like $x_d \propto \sqrt{D}$, we have a prefactor N^{-1} , so that x_d can be made arbitrarily smaller than 1 (i.e., the upper cutoff) by increasing N indefinitely. Thus, the intermediate range of x , which is similar to the inertial subrange, has a sufficient extension over which the power-law nature of correlations

is practically unaffected.

It is also worth noting that whether the dynamical units involved are themselves chaotic or not is unimportant to the power-law nature of turbulent fluctuations. This is illustrated by driven rotators

$$\dot{\phi}_j = 1 - c \cos \phi_j + h_j(t), \quad |c| < 1. \quad (15)$$

Obviously, each unit by itself could never be chaotic. The driving field is assumed to be of the form $h_j(t) = K \cos[2\pi\{\frac{j}{N} + \psi(t)\}]$, where we let $\psi(t)$ behave like the position of a Brownian particle, i.e., $\dot{\psi} = av$ and $\dot{v} = -v + \xi(t)$ with $\xi(t)$ representing Gaussian white noise. Our assertion is confirmed by Fig. 5 which demonstrates power-law dependence of the second moment $\langle y(x)^2 \rangle$ on x with parameter-dependent exponent.

Some new aspects of our turbulent field are revealed through an analysis of the differential amplitudes $Y(j)$ or quantities defined similarly when the spatial dimension is two or higher. We call such a field the Y -field. The situation is analogous to fully developed fluid turbulence where the study of the energy dissipation field provides rich information which would hardly be available from the study of the velocity field alone. We will restrict our discussion to 1D systems below. Note that in the absence of short-range coupling a true derivative dX/dx may not exist in the continuum limit, especially when the amplitude profile is fractal. The Y -field must then be redefined as $Y(x) \equiv \delta^{-1}|X(x + \delta) - X(x)|$ with finite but sufficiently small δ .

Spatial intermittency of $Y(x)$ as exemplified in Fig. 1b may be analyzed similarly to the case of on-off intermittency. This is achieved by measuring the probability density $\rho(l)$ for the space-interval l over which the units are in the *laminar* state, namely, their Y -values stay below a certain threshold Y_0 . Such an analysis was done for the driven logistic maps (1). It is clear from Fig. 6 that, as in the on-off intermittency, $\rho(l)$ exhibits an inverse power law. We confirmed that, for not too small or too large Y_0 , the exponent is insensitive to the choice of Y_0 , but depends on K .

A more thorough characterization of the Y -field is provided by the generalized fractal

dimensions $D_q \equiv (q - 1)^{-1} \lim_{\epsilon \rightarrow 0} \ln \sum_i \mu_i^q / \ln \epsilon$ [6]. Here, the measure μ_i of the i -th box of size ϵ is defined as being proportional to the integral of $Y(x)$ within the same box, with the condition of the total measure being normalized. Similar multifractal analysis was performed for the energy dissipation field of fully developed fluid turbulence [7]. Figure 7 shows D_q obtained for the driven logistic maps (1). Note that $D_0 = 1$, which is simply because $Y(x)$ is nonvanishing almost everywhere. An open problem is to explain the various singularities of the Y -field and relate them to the singularities of the amplitude field.

In conclusion, the type of turbulence discussed in this report is so robust that similar phenomena should exist quite universally. They may appear in a wide variety of coupled and uncoupled systems such as reaction-diffusion systems, fluids and biological populations, once placed in a long-wave randomly fluctuating environment.

The authors thank P. Marcq for fruitful discussions and careful reading of the manuscript. The present work has been supported by the Japanese Grant-in-Aid for Science Research Fund from the Ministry of Education, Science and Culture (No. 07243106).

REFERENCES

- [1] Y. Kuramoto and H. Nakao, *Phys. Rev. Lett.* **76**, 4352 (1996).
- [2] L. Yu, E. Ott and Q. Chen, *Phys. Rev. Lett.* **65**, 2935 (1990).
- [3] A. S. Monin and A. M. Yaglom, *Statistical Fluid Mechanics*, (MIT Press, Cambridge, Ma., 1975).
- [4] A. Schenzle and H. Brand, *Phys. Rev. A* **20**, 1628 (1979).
- [5] H. Fujisaka and T. Yamada, *Prog. Theor. Phys.* **69**, 32 (1983); A. S. Pikovsky, *Z. Phys. B* **55**, 149 (1984); L. Pecora and T. L. Carroll, *Phys. Rev. Lett.* **64**, 821 (1990); N. Platt, E. A. Spiegel and C. Tresser, *Phys. Rev. Lett.* **70**, 279 (1993); J. F. Heagy, N. Platt and S. M. Hammel, *Phys. Rev. E* **49**, 1140 (1994); S. C. Venkataramani et al., *Physica (Amsterdam)* **96D**, 66 (1996).
- [6] E. Ott, *Chaos in Dynamical Systems*, (Cambridge Univ. Press, 1993).
- [7] C. Meneveau and K. R. Sreenivasan, *Nucl. Phys. B (Proc. Suppl.)* **2**, 49 (1987).

FIGURES

FIG. 1. (a) Instantaneous amplitude profile for the driven logistic maps (1). $N = 1024$, $K = 0.2$, $a = 3.7(1 - K)$. (b) Profile of differential amplitudes $Y(j)$ constructed from (a).

FIG. 2. Probability density $P(y)$ in logarithmic scales for the driven logistic maps (1). For each K value, $P(y)$ obeys a power-law in the intermediate range of y . The exponent changes as -1.40, -1.77 and -2.33 with increasing K . $a = 3.7(1 - K)$, $x = 1024^{-1}$.

FIG. 3. Moments $\langle y(x)^q \rangle$ vs. x in logarithmic scales for the driven logistic maps (1), showing power-law dependence on x for each q with q -dependent exponent $\eta(q)$. Numerical η vs. q curve is displayed in the small box. $K = 0.2$, $a = 3.7(1 - K)$.

FIG. 4. The second moment $\langle y(x)^2 \rangle$ vs. x in logarithmic scales for the driven logistic maps (1) with additional diffusive coupling ($D = 0.1$) and without ($D = 0$). $K = 0.2$, $a = 3.7(1 - K)$, $N = 4096$.

FIG. 5. The second moments $\langle y(x)^2 \rangle$ vs. x in logarithmic scales for the driven rotators (15) with different values of c . In numerically integrating (15), a simple Euler scheme is adopted where $f(t)$ is replaced with uniform random numbers over the interval $(-\Delta t, \Delta t]$ given at each fundamental timestep of $\Delta t = 0.05$. $K = 1.0$, $a = 30.0$.

FIG. 6. Size distribution $\rho(l)$ of the laminar domains of the Y -field ($\equiv Y(x) = |X(x + \delta) - X(x)|/\delta$) in logarithmic scales for the driven logistic maps (1). $K = 0.2$, $a = 3.7(1 - K)$, $N = 1024$, $\delta = N^{-1}$, $Y_0 = 0.2, 0.4$.

FIG. 7. Dimension spectrum D_q of the Y -field for the driven logistic maps (1). $K = 0.2$, $a = 3.7(1 - K)$, $N = 1024$, $\delta = N^{-1}$.

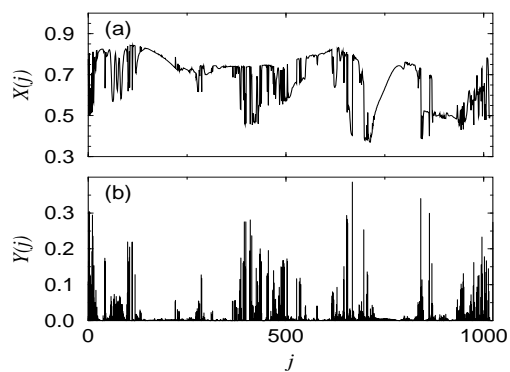


Fig. 1

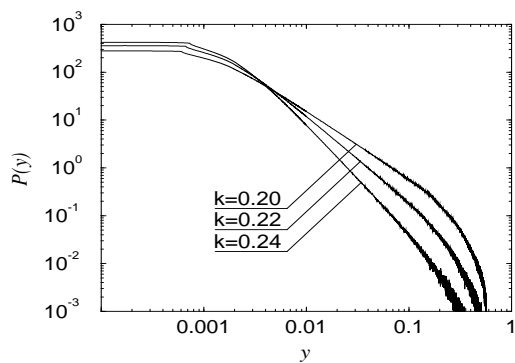


Fig. 2

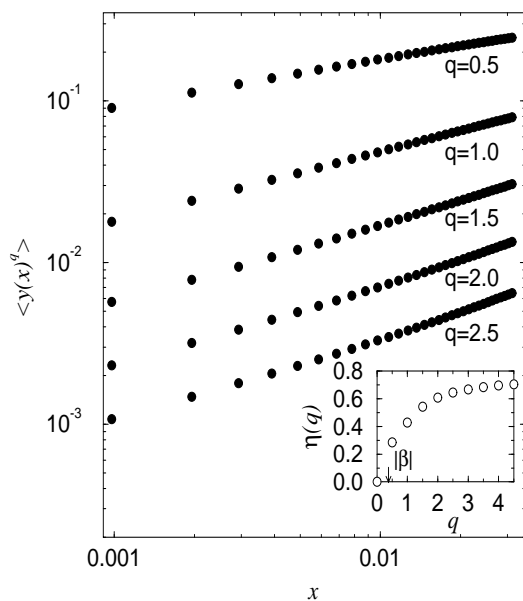


Fig. 3

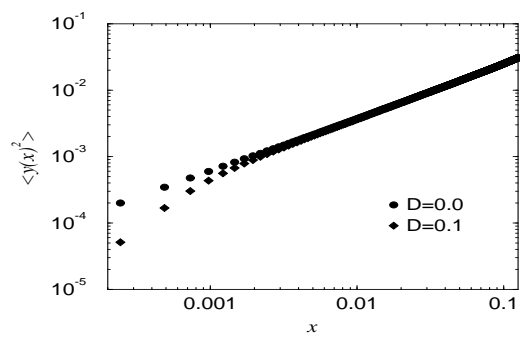


Fig. 4

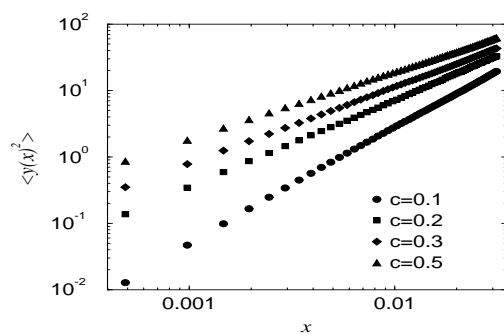


Fig. 5

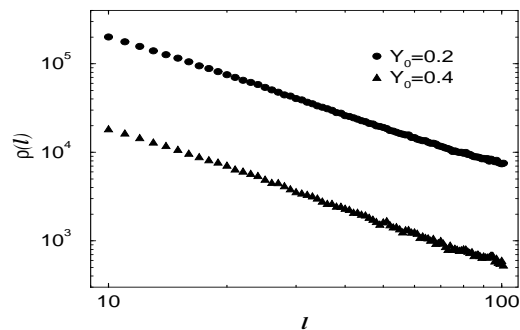


Fig. 6

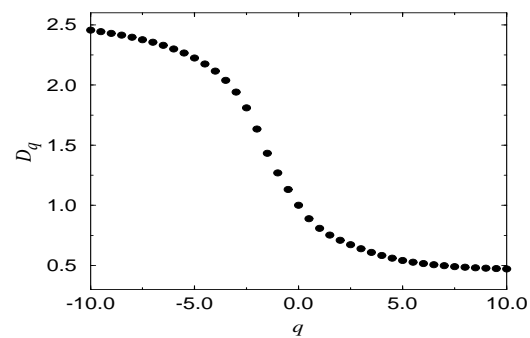


Fig. 7