

New Universality of Lyapunov Spectra in Hamiltonian Systems

Yoshiyuki Y. Yamaguchi

Department of Physics, School of Science, Nagoya University,
Nagoya, 464-01, JAPAN

Abstract

We show that new universality of Lyapunov spectra $\{\lambda_i\}$ exists in Hamiltonian systems with many degrees of freedom. The universality appears in systems which are neither nearly integrable nor fully chaotic, and it is different from the one which is obtained in fully chaotic systems on 1-dimensional chains as follows. One is that the universality is found in a finite range of large i/N rather than the whole range, where N is degrees of freedom. Another is that Lyapunov spectra are not straight, while fully chaotic systems give straight Lyapunov spectra even on the 3-dimensional simple cubic lattice. The universality appears when quadratic terms of a potential function dominate higher terms, harmonic motions are hence regarded as the base of global motions.

1. Introduction

In the last a few decades Hamiltonian systems with many degrees of freedom have been numerically investigated by integrating equations of motions. Hamiltonian systems being the foundation of statistical mechanics, one direction of the investigations is to check ergodic property originating in Fermi-Pasta-Ulam problem [1][2][3]. Another direction is to study their dynamical properties, which are transition from nearly integrable systems to stronger chaotic ones [4][5], dynamical properties of phase transition [6][7], structure of phase spaces [5][8] and so on.

Here we focus on dynamical properties, in particular, universal structures of phase spaces which are not affected by details of systems. One of the structures is self-similar structure which is based on Poincaré-Birkhoff theorem [9] in nearly integrable systems. Although this theorem is available in systems with two degrees of freedom, the self-similar structure is also supposed in systems with many degrees of freedom.

Lyapunov spectrum is usually used to study instability along a sample orbit. Moreover, it is useful to study structure of phase spaces both in dissipative [10][11] and Hamiltonian [5][8] systems with many degrees of freedom, since it includes information on all directions in phase space. Although Lyapunov spectra in a system reveal dynamical properties of the system, we are interested further in properties which are not affected by details of systems. To detect such properties a useful approach is to find the universal form of Lyapunov spectra which is obtained in all the systems and whose cause indicates the properties. A universal form of Lyapunov spectra $L(i/N) = \lambda_i$ is reported in Hamiltonian systems which are 1-dimensional chains consisting of nonlinear oscillators [12], where N is degrees of freedom. This universality gives the straight form for Lyapunov spectra, namely $L(i/N) = a + b \cdot i/N$, and the straight form is also obtained with random matrices [12][13]. Consequently, systems having straight Lyapunov spectra are regarded as fully chaotic ones which have not structure in phase spaces.

In this paper, we show new universality of Lyapunov spectra appearing in systems with moderate strength of chaos which are neither fully chaotic nor nearly integrable, and study the cause of the universality. Here we define the word “universality of Lyapunov spectra” as $L(i/N)$ approximately takes the same form in a finite range of large i/N regardless of total energy and details of systems. Systems with moderate strength of chaos are interesting for the following two reasons: one is that they have some unsolved problems and show interesting phenomena, for instance, second order phase transition [14], and the other is that structure of phase spaces are understood in systems which are nearly integrable or fully chaotic. Models investigated in this paper consist of nonlinear oscillators with nearest neighbour interactions, and each oscillator is on a lattice point of the 3-dimensional simple cubic lattice.

This paper is constructed as follows. We introduce five models in section 2. They are used to confirm the new universality of Lyapunov spectra appears in a wide class of Hamiltonian systems. We show Lyapunov spectra yielded by using random matrices with temporal δ - or exponential correlations in section 3. The Lyapunov spectra are straight even in systems being on the 3-dimensional lattices when the systems are fully chaotic. In sections 4 and 5, we show that Lyapunov spectra for the five systems are not straight and have universality, and that the systems are neither fully chaotic nor nearly integrable. In section 5 we show that the new universality appears when quadratic terms of a potential function, U_2 , dominate higher terms, U_4 , namely U_2/U_4 takes large values. Section 6 is devoted to summary and discussions.

2. Models

We introduce five model Hamiltonians each of which represents a system being on the 3-dimensional simple cubic lattice with nearest neighbour interactions and periodic boundary condition. All Hamiltonians consist of kinetic and potential terms,

$$H(q, p) = K(p) + U(q), \quad (1)$$

where the kinetic term is

$$K(p) = \sum_{j=1}^N \frac{1}{2} p_j^2, \quad (2)$$

and N is degrees of freedom, namely $N = L^3$ where L is the linear size of the lattice.

One of the models is called XY model and expressed as follows

$$U_{XY}(q) = \sum_{\langle ij \rangle} [1 - \cos(q_i - q_j)], \quad q_j \in [0, 2\pi), \quad (3)$$

where the summation $\sum_{\langle ij \rangle}$ takes over all the pairs of nearest neighbour lattice points i and j .

The following three systems are expressed as

$$U(q) = \sum_{\langle ij \rangle} \frac{1}{2} (q_i - q_j)^2 + \sum_{j=1}^N V(q_j), \quad (4)$$

and they are distinguished by their potential functions $V(q)$. In Double Well (DW) model

$$V_{DW}(q) = -\frac{1}{2}q^2 + \frac{1}{4}q^4, \quad (5)$$

in Single Well (SW) model

$$V_{SW}(q) = \frac{1}{2}q^2 + \frac{1}{4}q^4, \quad (6)$$

and in Lorentzian (LO) model

$$V_{LO}(q) = \frac{q^2}{1 + q^2}. \quad (7)$$

The last one has interactions of FPU- β type (3DFPU)

$$U_{3DFPU} = \sum_{\langle ij \rangle} \left[\frac{k}{2} (q_i - q_j)^2 + \frac{1}{4} (q_i - q_j)^4 \right]. \quad (8)$$

This model is used in section 5 to determine which term is dominant when the new universality appears.

Numerical integrations of Hamiltonian equations of motion,

$$\frac{dq_j}{dt} = \frac{\partial H(q, p)}{\partial p_j}, \quad \frac{dp_j}{dt} = -\frac{\partial H(q, p)}{\partial q_j}, \quad (j = 1, 2, \dots, N), \quad (9)$$

are performed with fourth order symplectic integrator with the fixed time slice $\Delta t = 0.01$. Accuracy of total energy is $\Delta E/E \sim O((\Delta t)^4)$ where ΔE and E are error and an initial value of total energy, respectively.

3. Lyapunov spectra with random matrices

As mentioned in the Introduction, Lyapunov spectra $L(i/N)$ calculated with random matrices are straight in 1-dimensional chains. Lyapunov spectrum is a set of Lyapunov exponents $\{\lambda_i\}$ ($i = 1, 2, \dots, D$), where D is dimension of phase space and the exponents are put in order as $\lambda_i \geq \lambda_{i+1}$. The summation of λ_i up to n , $\sum_{i=1}^n \lambda_i$, indicates linear instability of n -dimensional volume element V_n in phase space along a sample orbit. Namely, V_n diverges or converges as

$$V_n(t) \sim \exp[(\lambda_1 + \lambda_2 + \dots + \lambda_n)t], \quad (10)$$

where t represents time. Each of Hamiltonian systems with N degrees of freedom has $2N$ Lyapunov exponents which satisfy the following relations induced by symplectic properties

$$\lambda_{2N-i+1} = -\lambda_i \quad (i = 1, 2, \dots, N). \quad (11)$$

Hence we have only to observe the first half of Lyapunov spectrum when we consider Hamiltonian systems. Details of Lyapunov spectrum are reviewed in Ref.[15] and references therein.

The purpose of this section is to show that fully chaotic systems have straight Lyapunov spectra even in the 3-dimensional simple cubic lattice. We describe how we calculate Lyapunov spectra with random matrices, and then the Lyapunov spectra are shown.

Lyapunov spectra indicate linear instability of a sample orbit, and they are calculated from linearized equations of motion,

$$\frac{d}{dt} \begin{pmatrix} \delta q \\ \delta p \end{pmatrix} = \begin{pmatrix} 0 & 1_N \\ -A(q) & 0 \end{pmatrix} \begin{pmatrix} \delta q \\ \delta p \end{pmatrix}, \quad (12)$$

where $(\delta q, \delta p)$ is a tangent vector, 1_N is the unit matrix of $N \times N$, and (i, j) element of the matrix $A(q)$ is

$$A_{ij}(q) = \frac{\partial^2 U(q)}{\partial q_i \partial q_j}. \quad (13)$$

Here we used the form of our Hamiltonians, equations (1) and (2). Temporal evolution of the matrix $A(q)$ is determined by temporal evolution of $q_j(t)$'s, and we assume that $q_j(t)$'s are independent random variables with δ - or exponential correlations, namely

$$C_{ij}(t) \propto \delta_{ij}\delta(t) \quad \text{or} \quad \delta_{ij}e^{-\alpha t}. \quad (14)$$

$C_{ij}(t)$ is the correlation function between $q_i(t)$ and $q_j(t)$, and it is defined as

$$C_{ij}(t) = \overline{\Delta q_i(t)\Delta q_j(0)} = \lim_{T \rightarrow \infty} \frac{1}{T} \int_0^T dt' \Delta q_i(t+t')\Delta q_j(t'), \quad (15)$$

and

$$\Delta q_j(t) = q_j(t) - \lim_{T \rightarrow \infty} \frac{1}{T} \int_0^T dt q_j(t). \quad (16)$$

We show Lyapunov spectra in figure 3 which are calculated with random matrices having the δ -correlation, and we find that the Lyapunov spectra are straight as they are in 1-dimensional chains. We take random variables from the uniform distribution, and ranges of $q_j(t)$'s are $[-\pi, \pi)$ for XY model, and $[-3, 3]$ for DW and SW models.

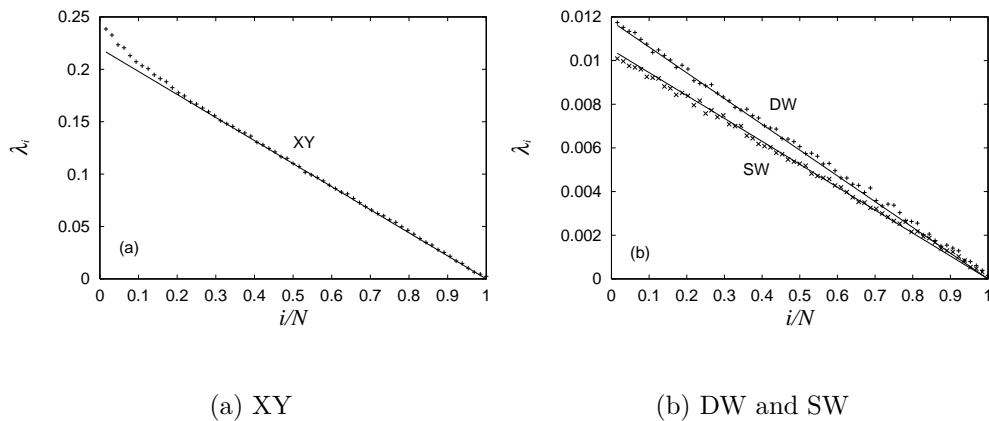


Figure 1. Lyapunov spectra yielded by using random matrices with δ -correlation for XY, DW and SW models. (a) XY model. (b) DW (\diamond) and SW ($+$) models. They are straight even in systems on 3-dimensional lattices as they are in 1-dimensional chains. Random variables follow uniform distributions. The straight solid lines are guides for eyes.

Next we change δ -correlation into exponential, and we set $\alpha = 0.4, 0.6, 0.8$ and 1.0 where α is the reciprocal number of correlation time of $q_j(t)$ (see

equation (14)). Figure 3 shows Lyapunov spectra obtained by using random matrices with exponential correlation, and the Lyapunov spectra are also straight in the region of $0.2 \lesssim i/N \leq 1$. Consequently, we suppose finite correlation time does not affect the straightness of Lyapunov spectra.

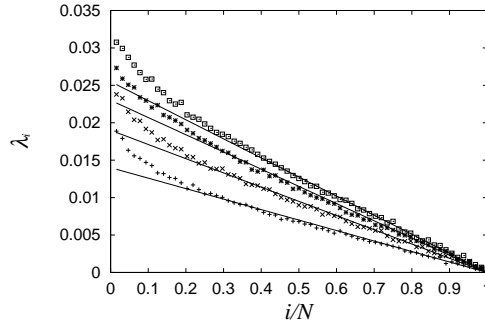


Figure 2. Lyapunov spectra yielded by using random matrices with exponential correlation for DW. α , the reciprocal number of correlation time, is 0.4, 0.6, 0.8 and 1.0 from lower to upper. Spectra show straight behaviour as figure 3 in the region of $0.2 \lesssim i/N \leq 1$. The straight solid lines are guides for eyes.

Random matrices with δ - or exponential correlation yield straight Lyapunov spectra, and fully chaotic systems hence give the straightness even in the 3-dimensional simple cubic lattice. This result is used later to distinguish our systems evolved by Hamiltonian equations of motion from fully chaotic ones.

4. New Universality of Lyapunov spectra

In this section, we show that new universality of Lyapunov spectra exists in systems which are neither fully chaotic nor nearly integrable and which are in the thermodynamic limit ($N \rightarrow \infty$) through giving the following four results. (i) The degrees of freedom $N = 4^3$ is high enough to reach the thermodynamic limit for Lyapunov spectra. (ii) Forms of Lyapunov spectra are invariant with respect to energy in each of the four models which are XY, DW, SW and LO in a finite range of large i/N . (iii) The invariant forms of the four systems are in well agreement, and they are not approximated by the straight line. Here we conclude that new universality of Lyapunov spectra is found. (iv) Appearance of the new universality is not limited in nearly integrable systems.

Lyapunov spectra for XY model are shown in figure 4(a) in which points and dots represent that the degrees of freedom are $N = 4^3$ and 10^3 respectively. Numbers in the figure are values of energy density E/N . The Lyapunov spectra do not correspond with each other even though they have the same energy density.

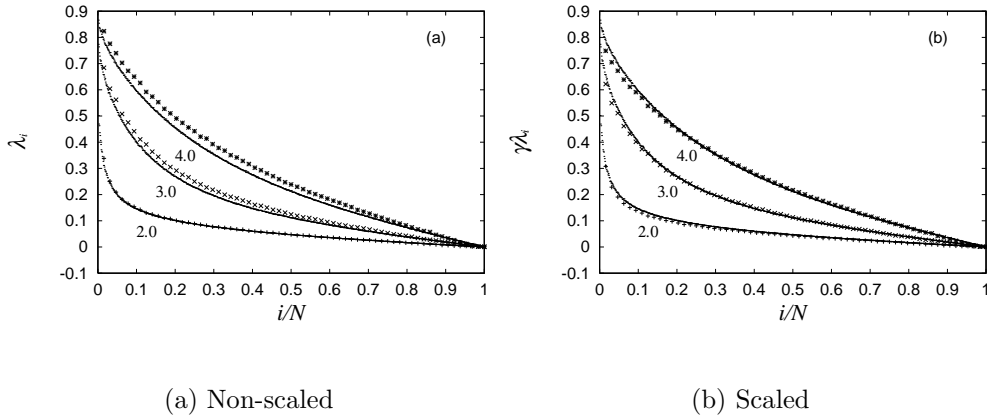


Figure 3. Dependence on degrees of freedom N . Points and dots are Lyapunov spectra for $N = 4^3$ and 10^3 respectively. Numbers in the figure represent values of energy density E/N . (a) Non-scaled. (b) Vertical axis is scaled for $N = 4^3$ and the scale factor $\gamma = 1/1.1$ for all values of energy. In each energy, scaled Lyapunov spectrum for $N = 4^3$ is in well agreement with one for $N = 10^3$.

Let us note that the form of Lyapunov spectrum $L(i/N)$ is determined by ratios between Lyapunov exponents λ_i rather than their absolute values. Accordingly, we may uniformly scale Lyapunov spectrum up or down from $L(i/N)$ to $\gamma L(i/N)$, where γ is arbitrarily picked for each spectrum. To multiple $L(i/N)$ by γ corresponds to change time scale from t into t/γ . Scaled Lyapunov spectra are shown in figure 4(b), and their forms holds regardless of degrees of freedom, where scale factors are $\gamma = 1/1.1$ and 1.0 for each spectrum in $N = 4^3$ and 10^3 respectively. Since the thermodynamic limit of Lyapunov spectra [16][17] exists, we suppose that the system reaches the thermodynamic limit even $N = 4^3$ concerning Lyapunov spectra. We therefore set $N = 4^3$, and use scaled Lyapunov spectra without comment hereafter.

Invariance of $L(i/N)$ with respect to energy is shown in figure 4 for the four models. In each of the models, Lyapunov spectra are in well agreement among various values of energy in a range of large i/N in middle energy regime. Scale

factor γ and the ranges of i/N where the invariance appears are arranged in tables A1 and A2, respectively. We remark that the invariance breaks or is strictly limited in a narrow range of i/N when energy is too high or low, that are $E/N = 100$ in XY and DW, and $E/N = 1.0$ in SW.

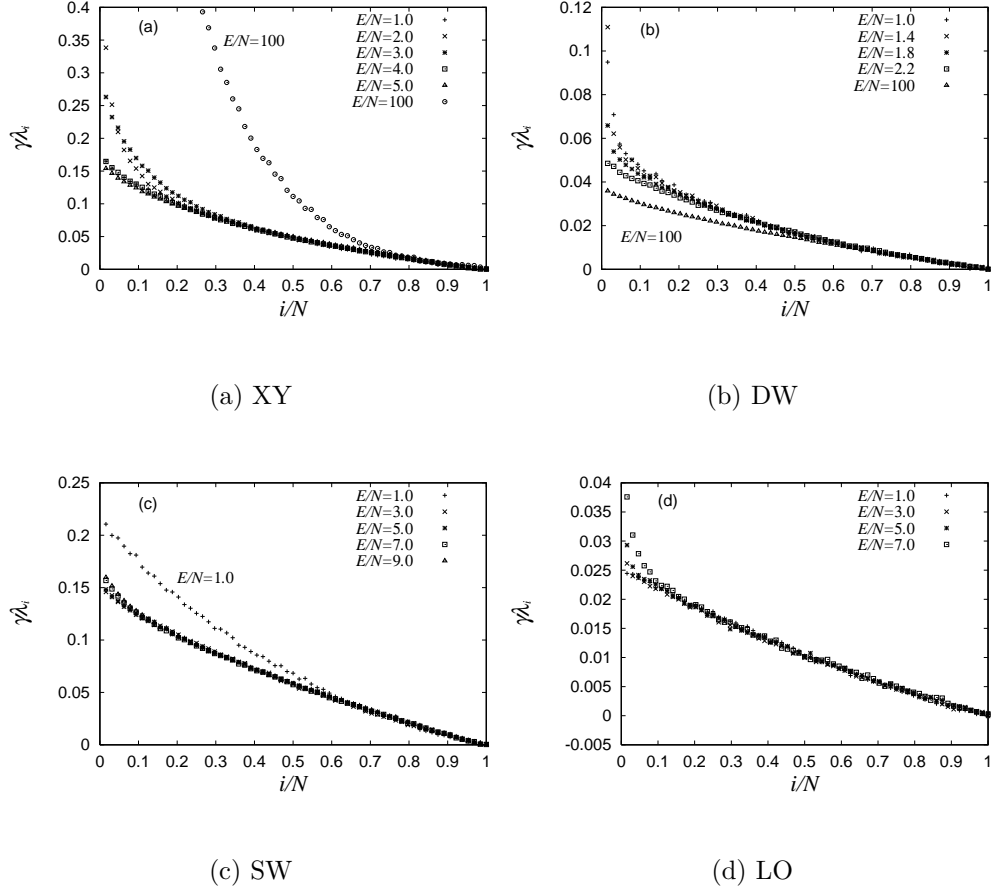


Figure 4. Lyapunov spectra for various values of energy in four Hamiltonian systems. (a) XY model. (b) DW model. (c) SW model. (d) LO model. Forms of Lyapunov spectra are the same in a range of large i/N in middle energy regime in each model. Scale factor γ and the range of i/N giving the invariant form are arranged in tables A1 and A2.

Next we show the invariant forms of Lyapunov spectra of the four models together in figure 4. Scale factor γ is arranged in table A3. The four spectra in figure 4 coincide in a range of large i/N ($0.4 \lesssim i/N \leq 1$), while the straight solid line, which is obtained with random matrices, approximates them in a narrower range ($0.7 \lesssim i/N \leq 1$). That is, the invariant forms do not depend

on details of models and are not straight, and consequently, Lyapunov spectra of the four models have universality which is different from the one obtained in fully chaotic systems.

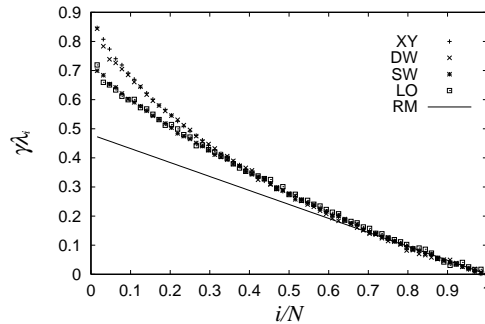


Figure 5. Universal behaviour of scaled Lyapunov spectra of four models. The Lyapunov spectra coincide well among the four models in a range of large i/N , namely $0.4 \lesssim i/N \leq 1$, and they are not approximated by the straight line, which approximates them only in the range of $0.7 \lesssim i/N \leq 1$. The straight line is obtained with random matrices. Scale factor γ is arranged in table A3.

Moreover, we show that the new universality appears even when systems are not nearly integrable. We confirm that systems are not nearly integrable through showing that KAM tori, many of which survive in nearly integrable systems [18], are not observed effectively. We use the fact that linear instability is suppressed around KAM tori since an orbit behaves like a regular one, while enhanced in chaotic sea. Accordingly, in nearly integrable systems, intermittency of local Lyapunov exponent $\lambda_1^{loc}(n)$ occurs which is defined as follows.

$$\lambda_1^{loc}(n) = \frac{1}{\tau} \int_{n\tau}^{(n+1)\tau} \lambda_1(t) dt, \quad (17)$$

$$\lambda_1(t) = \frac{d}{dt} \log |X(t)|, \quad (18)$$

where $X(t) = (\delta q, \delta p)$ is a $2N$ dimensional tangent vector following linearized Hamiltonian equations of motion, equation (12). Figure 4 shows two time series of local Lyapunov exponent for $E/N = 1.0$ and 3.0 in XY model, both of which yield the new universal Lyapunov spectra. Here $N = 10^3$. Intermittency is found for $E/N = 1.0$ but not for $E/N = 3.0$, and hence existence of KAM tori does not seem to be related to the new universality. Consequently, the

universality appears in systems with moderate strength of chaos which are between nearly integrable and fully chaotic.

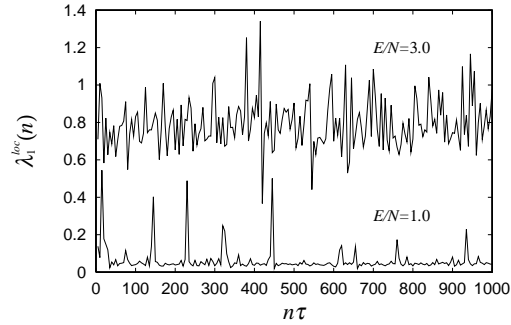


Figure 6. Temporal evolutions of local Lyapunov exponent $\lambda_1^{loc}(n)$ in XY model. $N = 10^3$. We set $\tau = 10$. Lower and upper curves take $E/N = 1.0$ and 3.0 respectively, both of which yield the new universal Lyapunov spectra. Intermittency is found for $E/N = 1.0$ but not for $E/N = 3.0$.

5. 3DFPU model and quadratic interactions

Table 1. Behaviour of Lyapunov spectra in 3DFPU model. k and E/N are coupling constant and energy density, respectively. The sign S means straight behaviour of the Lyapunov spectrum, while the sign C curved behaviour. The forms of curved Lyapunov spectra are in well agreement with the universal form.

$k \setminus E/N$	1.0	2.0	3.0
0.4	S	S	S
0.7	C	S	S
1.0	C	C	S

To probe what conditions produce the universality, we study 3DFPU model with various values of energy density E/N and coupling constant k (see equation (8)). Lyapunov spectra for 3DFPU model are shown in figure

Table 2. Ratios between time averages of the quadratic term U_2 and the quartic terms U_4 of potential function in 3DFPU model. We subtract 1.50 from each of the ratios to make a threshold clear, namely values arranged in this tables are $\overline{U}_2/\overline{U}_4 - 1.5$. The positive values are found at the places where the sign C appears in table 1.

$k \setminus E/N$	1.0	2.0	3.0
0.4	-0.60	-0.91	-1.02
0.7	0.33	-0.33	-0.62
1.0	1.55	0.37	-0.09

5 with a Lyapunov spectrum for XY model belonging in the universality, and they are classified into group C and group S. Group C includes the universal Lyapunov spectrum which is in well agreement with curved three spectra for 3DFPU, and other spectra for 3DFPU are straight and belong to group S. The classification is arranged in table 1 with respect to k and E/N . Lyapunov spectra show curved forms when k is large and E/N is low, we hence conjecture that quadratic terms of potential function are dominant rather than quartic terms when the universality appears.

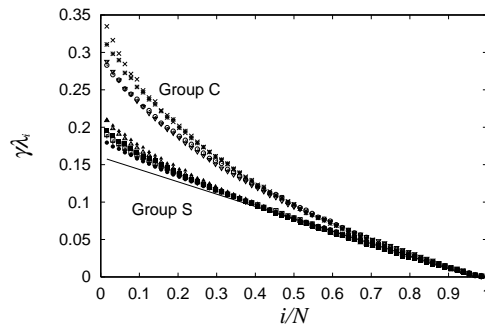


Figure 7. Lyapunov spectra in 3DFPU model. They are classified into group C and group S. Group C includes the universal spectrum which is in agreement with three spectra for 3DFPU, while group S consists of six spectra for 3DFPU which are straight. The straight line is a guide for eyes. The classification is arranged in table 1 with respect to k and E/N . Scale factor γ shown in table A4.

This conjecture is verified by taking ratios between time averages of U_2 and U_4 , namely $\overline{U_2}/\overline{U_4}$, where

$$U_2 = \sum_{\langle ij \rangle} \frac{k}{2} (q_i - q_j)^2, \quad (19)$$

$$U_4 = \sum_{\langle ij \rangle} \frac{1}{4} (q_i - q_j)^4, \quad (20)$$

and

$$\overline{U}_n = \lim_{T \rightarrow \infty} \frac{1}{T} \int_0^T dt U_n(t), \quad (n = 2, 4). \quad (21)$$

The ratios are arranged in table 2, and they are large at the places where the sign C appears in table 1. Consequently, the conjecture is verified.

6. Summary and discussions

In order to consider structure of phase spaces in Hamiltonian systems with moderate strength of chaos, we numerically investigated Lyapunov spectra $\{\lambda_i\}$ for five Hamiltonian systems with many degrees of freedom. We showed existence of universality of Lyapunov spectra, which is defined as Lyapunov spectra approximately take the same form regardless of energy and details of systems. The universality gives a curved form for Lyapunov spectra, and hence it is different from the one obtained in fully chaotic systems.

A feature of the new universality is that it appears in a finite range of large i/N , where N is degrees of freedom, and accordingly, properties depending on energy or details of models affect forms of Lyapunov spectra only in the range of small i/N where is out of the universality. In other words, we have only to focus on the range of small i/N when we are interested in such individual properties.

We studied what conditions induce the universality to understand the cause of it. We showed that quadratic terms of a potential function dominate higher terms when the universality appears, harmonic motions are therefore regarded as the base of global motions in phase spaces.

We geometrically interpret the harmonic motions and that the universality appears in a finite range of i/N as follows. Harmonic motions occur in high dimensional subspaces of phase spaces, which correspond to the finite range of i/N , and structure of phase space consists of chaotic sea and wrecks of n -dimensional tori, where $n \leq N$ and n may change for each torus. Here n -dimensional torus means, roughly speaking, direct product of T^n and $(N - n)$ -dimensional instability, which is hyperbolic or complex. Note $n = N$ is KAM torus.

We need further analyses to confirm whether this interpretation is valid or not, and to understand the origin of the new universality. We give two approaches which are geometrical and analytical.

A geometrical approach uses resonance of instability along an orbit. Negative curvature of potential function induces positive Lyapunov exponent. On the other hand, even the curvature is always positive, resonance of instability along a sample orbit gets the largest Lyapunov exponent to be positive [19]. Here let us assume this resonance theory can be extended not only to the largest Lyapunov exponent but to all the exponents. If the resonances are yielded by harmonic motions in high dimensional subspace of phase space, then universality of Lyapunov spectra may be obtained because harmonic motions are independent of details of models.

An analytical approach is to calculate decay rate spectrum of harmonic motions. In a dissipative system, behaviour of Lyapunov spectrum agrees with the decay rate spectrum of the linear fluctuation modes from the stationary solution [10]. This suggests that to analyze decay rate spectrum is useful to understand behaviour of Lyapunov spectrum. Hamiltonian systems are regarded as dissipative systems when we observe only subspaces of phase spaces, and hence the decay rate spectrum must be useful because the new universality appears only in high dimensional subspaces of phase spaces.

Our goal is to understand global structure of phase spaces in Hamiltonian systems with moderate strength of chaos. We must be allowed to come near the goal by understanding the cause of the new universality, because ratios between Lyapunov exponents, which determine the form of the Lyapunov spectrum, seem to concern global structure of phase spaces. The new universality of Lyapunov spectra is an important clue to reveal the global structure.

Acknowledgments

The author expresses grateful thanks to T. Konishi for useful discussions and careful reading of the manuscript. The author thanks H. Yamada, A. Taruya and M. Ishii for helpful discussions. The author thanks the Computer Center of the Institute for Molecular Science, for the use of the NEC SX-3/34R.

References

- [1] Fermi E, Pasta F and Ulam S 1955 *Los Alamos Scientific Laboratory Report* LA-1940
- [2] Saitô N, Ooyama N, Aizawa Y and Hirooka H 1970 Computer experiments on ergodic problems in anharmonic lattice vibrations *Prog. Theor. Phys. Suppl.* **45** 209-30
- [3] Thirumalai D, Mountain R D and Kirkpatrick T R 1989 Ergodic behavior in supercooled liquids and in glasses *Phys. Rev. A* **39** 3563-74
- [4] Flach S and Mutschke G 1994 Slow relaxation and phase space properties of a conservative system with many degrees of freedom *Phys. Rev. E* **49** 5018-24
- [5] Mutschke G and Bahr U 1993 Kolmogorov-Sinai entropy and Lyapunov spectrum of a one-dimensional Φ^4 -lattice model *Physica D* **69** 302-8
- [6] Antoni M and Ruffo S 1995 Clustering and relaxation in Hamiltonian long-range dynamics *Phys. Rev. E* **52** 2361-74
- [7] Yamaguchi Y Y 1996 Slow Relaxation at Critical Point of Second Order Phase Transition in a Highly Chaotic Hamiltonian System *Prog. Theor. Phys.* **95** 717-31
- [8] Yamada M and Ohkitani K 1987 Lyapunov spectrum of a chaotic model of three-dimensional turbulence *J. Phys. Soc. Jpn.* **56** 4210-3
- [9] A. J. Lichtenberg and M. A. Lieberman, *Regular and Chaotic Dynamics* Second Edition (Springer, 1992) pp 183-8.
- [10] Ikeda K and Matsumoto K 1986 Study of a high-dimensional chaotic attractor *J. Stat. Phys.* **44** 955-83
- [11] Nakagawa N and Kuramoto Y 1995 Anomalous Lyapunov spectrum in globally coupled oscillators *Physica D* **80** 307-16
- [12] Livi R, Politi A and Ruffo S 1987 Liapunov exponents in high-dimensional symplectic dynamics *J. Stat. Phys.* **46** 147-60
- [13] Eckmann J-P and Wayne C E 1988 Liapunov spectra for infinite chains of nonlinear oscillators *J. Stat. Phys.* **50** 853-78
- [14] Yamaguchi Y Y 1997 Second order phase transition in a highly chaotic Hamiltonian system with many degrees of freedom *To appear in International Journal of Bifurcation and Chaos* **7** No.4
- [15] Eckmann J-P and Ruelle D 1985 Ergodic theory of chaos and strange attractors *Rev. Mod. Phys.* **57** 617-56 and references therein.
- [16] Livi R, Politi A and Ruffo S 1986 Distribution of characteristic exponents in the thermodynamic limit *J. Phys. A* **19** 2033-40
- [17] Ruelle D 1982 Large volume limit of the distribution of characteristic exponents in turbulence *Commun. Math. Phys.* **87** 287-301
- [18] Kolmogorov A N 1954 *Dokl. Akad. Nauk SSSR* **98** 527; Arnold V I 1963 *Russ. Math. Surv.* **18** 9; Moser J 1962 *Nachr. Akad. Wiss. Goettingen Math.-Phys. Kl.2* **1** 1
- [19] Pettini M 1993 Geometrical hints for a nonperturbative approach to Hamiltonian dynamics *Phys. Rev. E* **47** 828-50

Appendix A. Tables of scale factor γ

Table A1. Scale factor γ in figure 4.

XY		DW		SW		LO	
E/N	γ	E/N	γ	E/N	γ	E/N	γ
1.0	3.4	1.0	6.0	1.0	12	1.0	1.0
2.0	1.0	1.4	2.4	3.0	2.65	3.0	1.2
3.0	1/2.6	1.8	1.4	5.0	1.6	5.0	1.4
4.0	1/5.0	2.2	1.0	7.0	1.2	7.0	1.95
5.0	1/5.5	100	1/11	9.0	1.0		
100	4.0						

Table A2. Rough estimations of ranges of i/N where universal behaviour of Lyapunov spectra appears in four models.

Model	XY	DW	SW	LO
i/N	[0.4,1]	[0.31,1]	[0.16,1]	[0.11,1]

Table A3. Scale factor γ in figure 4.

Model	XY	DW	SW	LO
E/N	6.0	2.0	3.0	3.0
γ	1.0	18	12.7	33

Table A4. Scale factor γ in figure 5.

$k \setminus E/N$	1.0	2.0	3.0
0.4	1.0	0.75	0.66
0.7	1.7	0.91	0.74
1.0	2.25	1.4	0.92