

Chaotic eigenfunctions in phase space

S. Nonnenmacher and A. Voros

CEA–Saclay, Service de Physique Théorique
F-91191 Gif-sur-Yvette CEDEX (France)

E-mail : nonnen@spht.saclay.cea.fr, voros@spht.saclay.cea.fr

November 21, 2018

Abstract

We study individual eigenstates of quantized area-preserving maps on the 2-torus which are classically chaotic. In order to analyze their semiclassical behavior, we use the Bargmann–Husimi representations for quantum states, as well as their stellar parametrization, which encodes states through a minimal set of points in phase space (the constellation of zeros of the Husimi density). We rigorously prove that a semiclassical uniform distribution of Husimi densities on the torus entails a similar equidistribution for the corresponding constellations. We deduce from this property a universal behavior for the phase patterns of chaotic Bargmann eigenfunctions, which is reminiscent of the WKB approximation for eigenstates of integrable systems (though in a weaker sense). In order to obtain more precise information on “chaotic eigenconstellations”, we then model their properties by ensembles of random states, generalizing former results on the 2-sphere to the torus geometry. This approach yields statistical predictions for the constellations, which fit quite well the chaotic data. We finally observe that specific dynamical information, e.g. the presence of high peaks (like scars) in Husimi densities, can be recovered from the knowledge of a few long-wavelength Fourier coefficients, which therefore appear as valuable order parameters at the level of individual chaotic eigenfunctions.

1 Introduction

We present a detailed exploration of the eigenfunctions of certain quantum maps, corresponding to classical *chaotic maps* defined over a torus phase space. Those eigenfunctions will be described in phase space by means of the Bargmann–Husimi–stellar family of representations. This study is intended to contribute towards understanding the general issue of the *semiclassical behavior of individual eigenfunctions*, which is a basic and largely unsolved problem when the classical dynamics is chaotic.

When this dynamics is integrable, we may consider that the semiclassical behavior of

the eigenfunctions is known: it follows a WKB Ansatz

$$\psi \sim \sum_j A_j e^{iS_j/\hbar}, \quad \hbar \rightarrow 0, \quad (1)$$

where S_j are the (finitely many) branches of the classical action at energy E and A_j are certain invariant 1/2-densities. Thus in principle (disregarding fine points and technicalities), the eigenfunctions and all derived quantities are computable in the semiclassical regime (e.g., the discrete eigenvalues are yielded by EBK quantization formulae).

By contrast, no definite behavior is known when the classical dynamics is far from integrable, namely chaotic (especially, ergodic). The classical ergodic property creates a definite semiclassical constraint, expressed by the Schnirelman (family of) theorem(s): basically, suitable phase-space measures constructed from the eigenfunctions (e.g., their Husimi densities) must tend towards the classical phase-space ergodic measure as $\hbar \rightarrow 0$. However, as far as the effective eigenfunction shapes themselves are concerned, this property brings very weak and indirect information, except on the negative side: it is strong enough to forbid all familiar semiclassical patterns like WKB, Gaussian wave packets, etc.; but at the same time, it yields no affirmative shape prediction (as yet). Moreover, the theorem allows a tiny fraction of eigenstates to evade ergodic behavior, and any of these will wholly escape description at this stage.

We therefore intend to refine the description of quantum eigenfunctions in a classically chaotic regime (“chaotic eigenfunctions”, for short), and will employ for this purpose a holomorphic phase-space representation of quantum mechanics, which can highlight certain semiclassical features in great detail.

We are going to probe a very restricted class of dynamical models which minimize accessory complications. At the classical level we take chaotic area-preserving maps acting on a 2-d torus (= one degree of freedom), because this is the simplest (compact) phase space to admit of such maps with rigorously proven chaotic behavior; out of these we select linear automorphisms (“cat” maps) and the “baker’s” map. In either case, corresponding quantum dynamics are readily available. The semiclassical behavior of the resulting eigenfunctions can then be examined in this framework, and it already looks quite intricate. These simple, albeit abstract, models may then lend themselves more readily to basic exploratory investigations than more realistic problems plagued with technicalities.

Our results are mixed, ranging from rigorous to empirical through statistical. We definitely do not resolve the internal dynamical structure of eigenfunctions in the chaotic regime, but gain several new ideas about their behavior. We now list these results as we outline the contents of the paper.

The framework just described, and accompanying basic notations, are summarized in Sec.2, with the main emphasis placed upon the *stellar parametrization* to be used throughout, i.e., the encoding of a wavefunction in the zeros of its Husimi density. Interesting features of the quantum states are not easily extracted from this (nonlinear) representation, and some further study of this technique is in fact a parallel topic of this paper.

Sec.3 reviews the *semiclassical ergodic results* mentioned above, e.g. like Schnirelman’s theorem for ‘chaotic quantum maps’, and lists unsolved questions about the precise way

the Husimi densities converge towards the ergodic measure. Various tools (L^s -norms and related functionals) can be used to globally measure deviations from strict uniformity, and we present extensive numerical results about the Husimi densities of eigenstates for the quantum cat and baker maps. In particular we discuss the semiclassical relevance of scars in this context. Finally, existing ergodicity-related results on the *Husimi zeros* (the constellations, to be further studied) are recalled here.

Sec.4 exposes the *new rigorous dynamical results* of this paper. First, semiclassical convergence of the Husimi densities towards the uniform ergodic measure is shown to *imply the equidistribution of the corresponding zeros* over the phase space in the classical limit. We further state as a conjecture that the densities of zeros should do more than just equidistribute, i.e., not only do their Fourier coefficients tend to zero, but they should decay faster than a certain specified rate. Last but not least, and counter to the belief that the phase information of quantum wavefunctions is irretrievable in presence of classical chaos, we deduce (from the equidistribution of zeros) a *definite universal behavior* for a phase-related quantity, the *local momentum of the eigenfunction in Bargmann form*. This result can be cast in a very WKB-like expression for the eigenstate, but to be taken in a much weaker, measure-theoretical, sense than for classically integrable systems.

Sec.5 is devoted to *statistical analyses* of the distributions of Husimi zeros. The discussion continues earlier works based on random ensembles of functions, in the following new directions. The results for random polynomials over the Riemann sphere are systematically transported to the torus, for *ensembles of theta-functions*. At the same time, the effects of parity and time-reversal *symmetries* are separately taken into account. Finally, emphasis is put on the resulting statistical properties of the *Fourier-transformed densities of zeros*, with the analytical evaluation of a corresponding *form factor* (alias structure function).

In Sec.6, miscellaneous properties of these *Fourier coefficients* are observed for eigenstates of the quantum cat and baker map, and compared with the dynamical and statistical expectations. We find that the previous random form factor imprints *each eigenstate*, through a globally strong suppression of most lower-range Fourier coefficients (up to a distance $\lesssim \sqrt{N}$). Moreover, we identify a specific signature, within this dual approach, of high peaks in Husimi densities (including *scars* by fixed points of the classical map).

Sec.7 provides a summary and some overall conclusions.

2 Quantum models over the torus

Generally speaking, the most elementary Hamiltonian dynamical systems which can exhibit chaos are area-preserving maps over a 2-d compact surface. Because such a phase space is not of the standard type (i.e., the cotangent bundle of a position space), quantum mechanics is not canonically defined; the simplest alternative quantization method needs an extra 1-d complex (Kähler) structure chosen on the surface. These compact surfaces are topologically classified by their genus g . The most elementary case $g = 0$ (the sphere) is the relevant phase space for spin dynamics [20]. The next case $g = 1$ (tori) will focus all of our attention since it is the simplest to carry *proven* chaotic maps (the cat and

baker maps), while its kinematics (both the classical and the quantal) remain manageable. (The more intricate $g \geq 2$ cases would also deserve investigation, even though the physical relevance of such phase spaces is unclear yet; see subsection 2.1.1 for a sketchy introduction to quantum mechanics on such surfaces).

On a 2-d torus, all inequivalent complex structures are labelled by a modular parameter, $\tau \in \{\Im(\tau) > 0\}/\text{SL}(2, \mathbb{Z})$. Here, however, only one τ -dependent feature will be examined (see Sec. 3.3 and App. A). Otherwise we will only consider the torus \mathbb{T}^2 built from the unit square, with canonically conjugate real variables $x \equiv (q, p) \in [0, 1)^2 \pmod{1}$, and fix the complex coordinate $z \stackrel{\text{def}}{=} (q - ip)/\sqrt{2} \in \mathbb{C}$ (corresponding to the choice $\tau = i$, the most suited to the discrete rotational symmetry of the square; we call $T_{\mathbb{C}}$ the resulting complex torus, to differentiate it from the underlying real torus \mathbb{T}^2). We now briefly recall the basic notations and facts pertaining to the quantum mechanics over this phase space, fixed once for all.

Admissible quantum wave functions $|\psi\rangle$ are to satisfy two quasiperiodicity relations [20, 11]:

$$\begin{aligned} \langle q + 1 | \psi \rangle &= e^{2i\pi\varphi_1} \langle q | \psi \rangle \\ \langle p + 1 | \psi \rangle &= e^{-2i\pi\varphi_2} \langle p | \psi \rangle \end{aligned} \quad (2)$$

and they form a Hilbert space $\mathcal{H}_{N,\varphi}$ of finite dimension $N = 1/h$, a condition which restricts Planck's constant itself ($h = 2\pi\hbar$) to inverse integer values; the Floquet angle pair (φ_1, φ_2) is arbitrary on the dual torus and this freedom makes for a family of quantizations which can be labelled by the complex combination $\varphi \stackrel{\text{def}}{=} \varphi_1 + i\varphi_2$. However, any φ -dependent effects will be neglected here, being of higher order in \hbar than the leading semiclassical features which already challenge our understanding.

2.1 Holomorphic and phase-space quantum structures over $T_{\mathbb{C}}$

We now quickly review (see [20] for details) quantum representations which explicitly depend upon the choice of complex structure on \mathbb{T}^2 , here fixed as $T_{\mathbb{C}}$ (the complex torus defined above).

The Hilbert space of eq.(2), $\mathcal{H}_{N,\varphi} \approx \mathbb{C}^N$, can also be spanned by doubly periodicized Gaussian coherent states, i.e.,

$$|z\rangle_{N,\varphi} = N \sum_{n,m \in \mathbb{Z}} (-1)^{Nmn} e^{2i\pi(\varphi_1 n - \varphi_2 m)} e^{\frac{i}{\hbar}(m\hat{Q} - n\hat{P})} |z\rangle \quad (3)$$

where $|z\rangle \stackrel{\text{def}}{=} \exp(\bar{z}a^\dagger/\hbar) |0\rangle$ is a Weyl coherent state at the point (q, p) of the plane ($a^\dagger = 2^{-1/2}(\hat{q} - i\hat{p})$ is the usual creation operator and $|0\rangle$ the ground state of the harmonic oscillator); the state $|z\rangle$ is thus made to depend holomorphically upon the coordinate $\bar{z} \equiv (q + ip)/\sqrt{2}$, instead of being normalized (and $\langle z | z \rangle = e^{z\bar{z}/\hbar}$). Then for all $\psi \in \mathcal{H}_{N,\varphi}$, $\psi(z) = \langle z | \psi \rangle$ is an entire function of z , subject to the two quasiperiodicity relations [20]:

$$\begin{aligned}
\langle z + 1/\sqrt{2} | \psi \rangle_{N,\varphi} &= e^{2i\pi\varphi_1} e^{\pi N(1/2 + \sqrt{2}z)} \langle z | \psi \rangle_{N,\varphi} \\
\langle z + i/\sqrt{2} | \psi \rangle_{N,\varphi} &= e^{2i\pi\varphi_2} e^{\pi N(1/2 - i\sqrt{2}z)} \langle z | \psi \rangle_{N,\varphi}.
\end{aligned} \tag{4}$$

These functions $\psi(z)$ also span an N -dimensional Hilbert space of entire functions, constituting the *Bargmann representation* of $\mathcal{H}_{N,\varphi}$. Over the torus $T_{\mathbb{C}}$ itself, however, they do not define intrinsic functions, only holomorphic sections of the complex line bundle specified by the two equations above. It is then worthwhile to seek other representations based exclusively on genuine phase-space entities.

The most popular such construct is the *Husimi density*,

$$H_{\psi}(q, p) = H(x) \stackrel{\text{def}}{=} |\langle z | \psi \rangle|^2 e^{-z\bar{z}/\hbar} \tag{5}$$

which is strictly doubly-periodic hence defines a (positive) density on the torus; the normalization condition for the quantum state $|\psi\rangle$ in $\mathcal{H}_{N,\varphi}$ translates as

$$\int_{\mathbb{T}^2} H(x) d^2x = 1, \tag{6}$$

and $H(x)$ can be viewed as a phase-space localization probability for the quantum state $|\psi\rangle$. The Husimi representation thus maps the unit vectors of $\mathcal{H}_{N,\varphi}$ into probability measures over \mathbb{T}^2 ; however, the infinite codimension of this embedding makes it very uneconomical, and impractical to invert.

A contrario [20], we emphasize that $\psi(z)$ can be mapped onto a much *leaner* phase-space structure, namely the skeleton of its zeros $\{z_k\}$ (counted with their multiplicities and modulo the periods; this is also called the divisor of $\psi(z)$). Any Bargmann function has exactly N zeros on the torus $T_{\mathbb{C}}$, linked by a single linear constraint,

$$\sqrt{2} \sum_{k=1}^N z_k = N \left(\frac{1+i}{2} \right) - i\varphi \pmod{[1, i]}. \tag{7}$$

and conversely, all such N -uples constitute an explicit and 1–1 parametrization of this Bargmann space, thanks to this special case of Hadamard factorization [3, p.22] for entire functions of order ≤ 2 ,

$$\psi(z) = \langle z | \psi \rangle_{N,\varphi} = \text{const.} \times e^{2\pi z \sum_{k=1}^N \bar{z}_k} \prod_{k=1}^N \chi(z - z_k), \tag{8}$$

where

$$\chi(z) = 2^{1/4} e^{\pi z^2} \theta_1(\pi\sqrt{2}z | i) \equiv (2\pi)^{-5/4} \Gamma(1/4)^3 \sigma(z | 2^{-3/2}, 2^{-3/2}i) \tag{9}$$

is the Bargmann function of the “singlet” state χ , the unique state of $\mathcal{H}_{N=1, \varphi=(1+i)/2}$, possessing a single zero at $z = 0$ (we use the notations of [1] for the Jacobi theta functions and Weierstrass σ function).

This immediately implies a nontrivial result, in the form of an explicit criterion for a Husimi density to be a pure quantum state! Namely, by eqs. (5–8), a Husimi density H_{ψ}

is constrained first to vanish (quadratically) precisely at the N zeros z_k of $\psi(z)$, then to satisfy the factorization identity

$$H_\psi(x) = C_\psi \prod_{k=1}^N H_\chi(x - x_k) \quad (x_k = (q_k, p_k) = \text{real form of } z_k = 2^{-1/2}(q_k - ip_k)); \quad (10)$$

$C_\psi > 0$ is a constant factor to be adjusted via the normalization eq.(6). Conversely, any $H(x)$ having the form (10), for an arbitrary subset of N points on the torus, is the Husimi density of a wave vector, specified by eq.(8) within the space $\mathcal{H}_{N,\varphi}$ where now φ is constrained by eq.(7).

A parametrization of pure quantum states is thus provided by this direct 1–1 correspondence of their Husimi densities with all N -uples or “constellations” of zeros, or equivalently with the (singular, normalized) 2-d Dirac distributions of these zeros,

$$\rho(x) \stackrel{\text{def}}{=} N^{-1} \sum_{k=1}^N \delta^2(x - x_k). \quad (11)$$

This new density $\rho(x)$ can now be studied in place of, or in parallel with, the Husimi density $H(x)$ itself. We hope that this nonlinear but “naked” phase-space description of pure quantum states, which we call “stellar representation”, will shed new light on the semiclassical eigenfunction problem. At the same time, however, we must still improve our understanding and control of this stellar representation which has not yet been exhaustively studied.

The basic relationship between the densities ρ and H is deduced from the factorization property (10), as

$$\Delta \log H(x) = 4\pi N(\rho(x) - 1). \quad (12)$$

This approach thus privileges the *logarithm* of the Husimi density, as the electric potential generated by a point-like unit charge at every zero minus a uniform charge density exactly restoring global electric neutrality.

Now, translating any property of one density concretely in terms of the other becomes a central task, but an arduous one. First, the basic relationship (12) is highly nonlinear. Then, each zero is a maximally quantal object (contributing one quantum of phase to the Bargmann function $\psi(z)$), hence any semiclassical effects (which show up as high-density regions) have to be coherent manifestations from a large number of zeros, as observations will confirm.

Due to all the aforementioned difficulties, the stellar representation still requires development; the present work should then be viewed not only in terms of raw results where it is perhaps exploratory, but also in terms of methods where it suggests several novel approaches and directions for further study.

2.1.1 Other Riemann surfaces

As we already remarked, a sphere is the natural phase space for the dynamics of angular momentum (or spin). Its quantization involves finite-dimensional representations of

SU(2). A stereographic projection of the sphere then allows to represent each state by a polynomial (its Bargmann function), leading to both Husimi and stellar representations [20].

Any higher genus ($g \geq 2$) surface X_g can also be given a Kähler structure, as a quotient of the Poincaré unit disk by some Fuchsian group. Although we are not aware of any interesting classical dynamics on such a phase space, we briefly describe the associated quantum mechanics to be able to generalize our rigorous results of section 4 to such geometries.

The quantum states on X_g can be defined directly in the ‘Bargmann representation’: they consist of holomorphic sections on some canonically defined line bundles over X_g , called automorphic forms; for each allowed value of \hbar , they form a finite-dimensional Hilbert space [5], [6, sec. 2.1.2]. From these holomorphic sections, one can also define Husimi densities, which verify factorization properties similar to eq.(10), so that a quantum state will be defined uniquely (up to a global prefactor) by its constellation of zeros on X_g [6, sec. 4.6].

2.2 Semiclassical eigenfunction problem in reduced setting

The issue stated in the introduction can now be considered in the special setting of quantum maps on the torus. Let us mention that similar considerations work on the 2-sphere, which is the phase space of a classical spin [20].

We first rapidly comment on the problem of quantizing a given area-preserving map on the torus, i.e. how to associate to this classical transformation a sequence of $N \times N$ unitary matrices $U_{N,\varphi}$ acting respectively on Hilbert spaces $\mathcal{H}_{N,\varphi}$, with correct semiclassical properties [7, 8]; the whole sequence of matrices $\{U_{N,\varphi}\}_{N \geq 1}$ is called a *quantum map*.

Such a quantization is in general not uniquely defined, assuming there exists one. A systematic way of quantizing symplectic maps was recently devised by Zelditch, using a Toeplitz operator formalism [9]; however, this formalism does not in general lead to closed-form expressions for the $U_{N,\varphi}$, and is currently restricted to smooth maps. On the other hand, if the classical map is piecewise affine, a ‘down-to-earth’ construction provides explicitly a sequence of unitary matrices. We will restrict our numerical investigations to maps of the latter type, namely the baker’s and the cat maps, which are already quantized and studied in the literature [38, 39].

Whereas the Floquet angles φ will be fixed and subsequently implied, dependence upon the integer N will be a crucial feature for us, with the semiclassical regime corresponding to $N = 1/\hbar \rightarrow +\infty$.

(From the standpoint of physical systems, which are described by quantum Hamiltonians as opposed to maps, the above construction crudely models a quantum-dynamical *reduction* of a 2-d time-independent Schrödinger equation to a 1-d quantum map, analogous to a Poincaré surface-of-section map for a classical flow [35, 36]; our problem is thus ‘of reduced type’.)

The issue is then to compute (or describe) all (or some) of the eigenfunctions of the ma-

trix family $\{U_N\}$ asymptotically as $N \rightarrow +\infty$, in connection with the classical dynamics. We will moreover focus on phase-space descriptions for these wave functions, privileging the stellar representation for its nonredundancy; we coin the shortened notations “eigen-density”, resp. “eigenconstellation”, for the Husimi density of an eigenfunction, resp. its constellation of zeros.

The two quantum maps we select both correspond to fully chaotic area-preserving transformations of the torus in the classical setting. One is the *baker’s map*, quantized for even N [39, 40], and under *antiperiodic* boundary conditions ($\varphi = (1+i)/2$ in eq.(2)) so as to preserve the classical parity symmetry $P: \{q \mapsto -q, p \mapsto -p\}$. The other consists of the *cat maps* or linear hyperbolic automorphisms, given by matrices $\begin{pmatrix} a & b \\ c & d \end{pmatrix} \in \text{SL}(2, \mathbb{Z})$ (with integer entries and unit determinant) such that $\text{tr}(S) > 2$; these will be quantized under *periodic* boundary conditions (i.e., $\varphi = 0$) [38]. Both of the resulting quantum models commute with spatial parity, hence their eigendata separate into even and odd subsets.

As concerns ‘cat’ maps, moreover, we will look at their quantizations only for *certain prime* values of N that are ‘splitting’ [42] and such that spectral degeneracy (a potential source of extra complications) affects just one eigenvalue (of multiplicity 2); for these values, semiclassical ergodic behavior is fully proven [12]. We will however have to switch between two distinct classical cat dynamics, of respective matrices

$$S = \begin{pmatrix} 2 & 1 \\ 3 & 2 \end{pmatrix}, \quad S' = \begin{pmatrix} 12 & 7 \\ 41 & 24 \end{pmatrix}. \quad (13)$$

The reason is that S gives a time-reversal-invariant dynamics (a consequence of $a = d$ in that matrix), and this quantum-mechanically implies *real* eigenfunctions. While this symmetry (T) does not interfere with most computations, it greatly complicates the analysis of random ensembles to be used as comparison models (Sec.5); at that point it becomes simpler to work with the other map like S' , which has no anti-canonical symmetry and is as easy to quantize, using the formulas in [38]. To prove that S' has no extra symmetry (besides P , always present), we had to study conjugacy classes in $\text{SL}(2, \mathbb{Z})$, and found no such map with a trace < 36 . More generally, in order to avoid anti-canonical symmetries, in practice one has to accept much larger Lyapunov exponents, which in turn make numerical studies of semiclassical behavior (e.g., the search for scars) much more delicate. Consequently, the map S will be more suitable for asymptotic verifications, and S' for statistical ones.

3 Measures of semiclassical ergodicity

3.1 The Schnirelman property

Semiclassical ergodicity reads as follows for quantum maps on the torus.

Let $\{\psi_j^{(N)}\}_{j=1, \dots, N}$ be orthonormal eigenfunctions of a quantum map U_N defined over the space \mathcal{H}_N . Let \mathcal{L} denote the (normalized) Liouville density over the phase space for

the corresponding classical map (namely, the invariant area density). If this classical map is ergodic with respect to \mathcal{L} , then almost any subsequence of Husimi “eigendensities” $\{H_{\psi_j^{(N)}}\}$ converges to \mathcal{L} as $N \rightarrow +\infty$, in the weak-* topology for measures.

(Weak-* convergence of a sequence of measures $\{\mu_N\}$ on a compact space X is defined by the convergence of every scalar sequence $\int_X f \mu_N$ where f is any *fixed* continuous function [45, p.113].)

We will say that a sequence of measures $\{\mu_N\} \xrightarrow{w-*} \mathcal{L}$ “has the Schnirelman property” — by reference to the name “Schnirelman’s theorem” generically used for the many dynamical versions of the whole statement above (the first one was worded for Riemannian Laplacians [10], while we directly stated the quantum-map version).

In the theorem, “almost any” means that the stated property may be violated by an exceptional subset of eigenfunctions of asymptotic density zero, i.e., if this subset reads as $\{\psi_j^{(N)}\}_{j \in \Omega(N)}$ then $\#\{\Omega(N)\}/N \rightarrow 0$.

For the torus maps we work with, the invariant measure \mathcal{L} is just the usual flat measure of uniform density 1 on \mathbb{T}^2 . Then the Schnirelman property for a family of Husimi densities is their uniform spread (as measures) over the torus as $N \rightarrow +\infty$.

In full mathematical rigor, the above theorem was proved in [9] for arbitrary smooth ergodic classical maps (on the torus), quantized through the Toeplitz formalism; this includes in particular quantum cat maps [11]. Moreover, direct calculations establish that the particular sequences of quantum cat eigenstates we will numerically study have the Schnirelman property [12]. By contrast, in the case of the baker’s map the theorem is only partially proved [13], but is believed to hold nevertheless.

We now display (fig.1) a sample of Husimi eigendensities of quantum cat and baker’s maps. Already at a glance, the situation shows a wealth of complex behaviors which cannot be exhausted by just invoking the Schnirelman property. The densities do show an overall tendency to uniformization but only in a very coarse sense and at quite slow rates. Subdominant structures are quite significant, in fact their intricacy and profuseness wildly grow with N . Certain patterns seem to occur recurrently but with no definite regularities; in particular, periodic orbits are often scarred but not in an obviously systematic way.

Our problem of concern will be, in general terms, to find various ways to tackle on a finer scale such eigenstates obeying the Schnirelman theorem (which constrains them on the coarsest scale only). This includes, e.g., the popular topic of *scarred eigenfunctions*: how they should be derived, and how they fit with the Schnirelman picture. Unresolved issues in this area are:

- 1) sharpen the Schnirelman property:
 - 1a) assess convergence in stronger topologies;
 - 1b) seek equivalent conditions upon the eigenfunctions themselves;
- 2) describe the finite- N situation:
 - 2a) estimate the convergence rates;
 - 2b) analyze and classify the quantum corrections $H_{\psi_j^{(N)}} - \mathcal{L}$ and in particular any exceptional, non-ergodic ones.

3.2 Norms and other invariant measures of density fluctuations

One natural way to estimate the fluctuations of a density $H(x)$ away from flatness is by L^r -norms and related functionals. Keeping in mind that $H(x)$ is a nonnegative density on the torus \mathbb{T}^2 (and that the latter has unit area), one defines, following [16]

$$\|H\|_r \stackrel{\text{def}}{=} \left[\int_{\mathbb{T}^2} d^2x H(x)^r \right]^{1/r} \quad (r > 0). \quad (14)$$

For $r \geq 1$ these quantities define norms, called L^r , out of which the L^1 -norm is taken by eq.(6) to fix the normalization, as $\|H\|_1 = 1$; then by convexity (Jensen's inequality, see for instance [44, p.70]), $\|H\|_s \geq \|H\|_r \geq 1$ for $s > r > 1$, with equality precisely characterizing the flat case $H(x) \equiv 1$. Finally, those (and derived) quantities are geometric or shape invariants.

Intuitively, fluctuations of $H(x)$ push $\|H\|_r$ upwards, more so when r is larger. Ultimately, $\|H\|_\infty$ ($\equiv H_{\max}$, the sup-norm) records the highest enhancement only. A more global assessment of the non-uniformity requires an intermediate norm, of which the simplest is the L^2 -norm; since H is quadratic in the wave vector, $\|H\|_2^2$ is an integral quartic in ψ , like the inverse participation ratio commonly used as a measure of quantum localization (but often in configuration space).

The weakest norm, hence ‘‘least remote’’ from the weak-* topology, would be the L^1 -norm, had it not already been used up for normalization. The closest approach then considers $\|H\|_r$ as $r \rightarrow 1^+$, or rather the functional (non-negative, by convexity)

$$\text{H}[H] \stackrel{\text{def}}{=} \left[\frac{d}{dr} \|H\|_r \right]_{r=1} \equiv \int_{\mathbb{T}^2} d^2x H(x) \log H(x)$$

which has another important meaning, as the information content carried by the probability density H (Boltzmann's H-function, or negative entropy). This quantity is related to the ‘classical-like’ entropy of a quantum pure state (more generally, of a quantum density operator) introduced by Wehrl [17], then studied (on the plane and the 2-sphere) by Lieb and Lee [18]. This function can be used to define the ‘dynamical quantum entropy’ of a unitary map [19], which is supposed to generalize the Kolmogorov–Sinai entropy of a classical system.

Last but not least, since the Husimi functions of pure quantum states (the only ones of interest here) have a multiplicative structure, the *geometric mean* of the density H is a natural functional to use [44, p.70],

$$\text{GM}[H] \stackrel{\text{def}}{=} \exp \int_{\mathbb{T}^2} d^2x \log H(x) \quad (= \lim_{r \rightarrow 0^+} \|H\|_r) \quad (15)$$

since it is itself multiplicative ($\text{GM}[H_1 H_2] \equiv \text{GM}[H_1] \text{GM}[H_2]$). Thus, for instance, the evaluation of GM on both sides of the Husimi factorization formula eq.(10) fixes the normalization factor C_ψ , resulting in a more precise expression for this factorization as

$$H_\psi(x) = \text{GM}[H_\psi] \prod_{k=1}^N \hat{H}_\chi(x - x_k); \quad \hat{H}_\chi(x) \stackrel{\text{def}}{=} H_\chi(x) / \text{GM}[H_\chi] \quad (16)$$

(with $\text{GM}[H_\chi] = (2\pi)^{-3/2}\Gamma(1/4)^2$: see App.A.1 and table 1 below). More generally, a Husimi density will be denoted \hat{H} when we normalize it *by its geometric mean* (instead of L^1 -norm).

$\text{GM}[H]$, like $\|H\|_r$ for $r < 1$, is not a norm (all convexity-related inequalities get inverted with respect to $r > 1$); it satisfies $0 < \text{GM}[H] \leq 1$, with equality in the flat case whereas fluctuations of H drive it downwards.

In summary, the L^2 - and sup- norms, the H-function, and the geometric mean, all give useful size estimates for the fluctuations displayed by finite- N Husimi densities. Although they yield largely similar density rankings, the various functionals are inequivalent; at the same time we see no compelling argument to favor any single one of them.

3.3 Comparison states

As we intend to probe the finer structure of Husimi eigendensities, beyond the Schnirelman property $H \xrightarrow{w-\ast} \mathcal{L}$, and since those are pure states, we simply cannot dismiss their *multiplicative* structure at the finest quantum scale: any such Husimi density is the product of N translates of a single elementary building block, and is thereby determined by its constellation of N zeros (up to normalization: cf. eq.(16)). Thus, quantum mechanics imposes a *granular microstructure* upon these densities at finite N , forcing them to vanish at precisely N points. If pure-state Husimi densities uniformize as $N \rightarrow \infty$, it can then happen in a coarse-grained sense only; in no way can they look smoother and smoother, “classical-like”, in the semiclassical limit, as their inhomogeneities will only experience a shrinkage of their geometric (x -) scale and not of their intensity. Any fine-scale semiclassical theory must then heavily acknowledge such rigid structural constraints.

A first step in this direction is to gather data about various patterns of zeros that are at the same time characteristic enough and analytically tractable. Such reference constellations will then provide a comparison scale: we proceed to define a few of them now (up to unspecified translations).

3.3.1 Lattice states

Intuitively speaking, the most equidistributed Husimi densities subject to the constraints (16) must be found among lattice states, whose zeros form a 2-d lattice Λ with a fundamental cell of area $1/N$. Such displays of zeros have maximal, “solid-state” rigidity. Some of them occur in exceptional eigenstates of cat maps.

Up to scale invariance, the *shape* of a lattice Λ can be described by a complex number τ with $\Im(\tau) > 0$ (the modulus) such that the torus \mathbb{C}/Λ is conformally equivalent to the complex torus T_τ of generators $\{1, \tau\}$. A Husimi density specified by the set of zeros Λ can be directly written in terms of the (properly rescaled and displaced) elementary ($N = 1$) Bargmann function $\chi(z | \tau)$ quasiperiodic w.r.t. T_τ and its Husimi density $H_{\chi(\tau)}(q, p)$, which are expressed by the formulae [54]

$$\chi(z | \tau) = (2\Im(\tau))^{1/4} e^{\frac{\pi z^2}{\Im(\tau)}} \theta_1(\pi\sqrt{2}z | \tau), \quad (17)$$

$$H_{\chi(\tau)}(q, p) = \sqrt{2\Im(\tau)} e^{\frac{-2\pi p^2}{\Im(\tau)}} \left| \theta_1(\pi(q - ip) | \tau) \right|^2,$$

the normalization being

$$\frac{1}{\Im(\tau)} \int_{T_\tau} H_{\chi(\tau)}(q, p) dq dp = 1 \quad (\Im(\tau) \equiv \text{area}(T_\tau)). \quad (18)$$

Although the present article restricts to quantum mechanics on the *square* torus $T_{\mathbb{C}} \equiv T_{\mathbb{i}}$ (for which we recover our standard $\chi(z)$ and $H_\chi(x)$), this extension of scope to functions quasiperiodic w.r.t. any torus T_τ is useful for three reasons. Firstly, Husimi densities of the form $H_{\chi(\tau)}(Nq, Np)$ for rational values $\tau = (m + in)/N$ have the square torus periodicity too, and lattice eigenstates of quantum cat maps have precisely this form (section 4.4). Secondly, in section 4.2.4 we will define Husimi densities whose constellations are deformed lattices, and their asymptotic expressions will make use of the function $H_{\chi(\tau)}(q, p)$ for variable τ . A third reason (already stated but excluded from the scope of the present work) is that varying τ (over the modular domain) also amounts to exploring the range of complex structures over a fixed real torus, or all possible Bargmann–Husimi representations for a prescribed problem.

For lattice states, the various norms and functionals are functions of τ alone (by scale invariance). With the phase space itself being of square shape, the invariants for $\tau = \mathbb{i}$ arise the most readily (they describe the elementary Husimi factor H_χ of eq.(10): see figs.2a, left and 4, left); however, we expect the optimal equidistribution to be attained by the closest packing of the zeros overall, namely the *equilateral triangular* lattice (i.e., $\tau = e^{i\pi/3}$). While this geometry cannot be realized on a square torus, it can be approached in the limit $N \rightarrow +\infty$ (scale-equivalent to the infinite-plane limit; cf. fig. 2a, middle), so we conjecture that *its* invariants will be the good ultimate bounds.

(In fact, we seem to encounter natural extensions of the close-packing class of problems: to find the constellation(s) of N points on the torus that optimize any one of the invariants; the difficulty may increase by changing the surface, as the review [49] on the spherical case suggests.)

We can already prove (see Appendix A) that two of the above invariants (namely, the geometric mean and the L^2 -norm) are optimized by the equilateral lattice within all lattice states. Curiously, such invariants are related to spectral determinants of tori, studied for instance in [50].

3.3.2 Localized states

At the other end, we should consider patterns with highly concentrated zeros. Examples forming an important class are the eigendensities of classically integrable systems, for which both the Husimi densities and the densities of zeros respectively concentrate on *lines*: one prototype is a plane wave (or delta wave, up to $\pi/2$ rotations), which is in fact just a highly anisotropic lattice state (having $\tau = \mathbb{i}/N$: fig.2b, left). Still more localized is a coherent wave vector defined by eq.(3), with its Husimi density concentrated around a point in phase space; its zeros lie on *two* perpendicular axes (those which meet at the

antipodal point: fig.2b, middle). The most extreme concentration is however realized by the completely degenerate pattern in which all N zeros *coincide* (fig.2b, right); even though this state is mainly a curiosity and has a Husimi density barely different from the previous one, we include it for the sake of completeness.

3.3.3 Statistical states

In-between the previous two classes, we may consider statistical distributions of zeros for a random polynomial ensemble, inasmuch as these reproduce quite well (albeit empirically) the local fluctuations seen for zeros in eigenfunctions of classically chaotic maps. As in the random-matrix modeling of spectra, the dynamical symmetry of the problem must be taken into account. The random coefficients have to be taken fully complex for a model without any antiunitary symmetry (a sample on fig.2a, right), and real otherwise (see Sec. 5 for details).

3.3.4 Analytical results

The norms and invariants of the previous comparison states can be computed: either exactly, or asymptotically for large N , or just numerically for a few. The results are listed in table 1 (upon setting all L^1 -norms to unity, as usual).

The lattice-state invariants are computed long-hand using classical theta-function identities (see also App. A). A tricky point for the sup-norm is that the maxima of the Husimi density $H_{\chi(\tau)}$ *depart from* the dual lattice when $\tau \neq i$ (for $\tau = e^{i\pi/3}$, they lie at the centers of the equilateral triangles of zeros).

The concentrated state examples (last three lines) are also expressed using theta-functions, and furthermore all required integrations are performed asymptotically (by stationary phase). Remark: the study of the Bargmann representation over the whole plane (i.e., for the Hilbert space $L^2(\mathbb{R})$) shows [18, Theorem 3] that for each $r \geq 1$, the L^r -norm of H_ψ is well-defined for all $\psi \in L^2(\mathbb{R})$ and attains its maximal value when ψ is a Weyl coherent state (and likewise for the H-function). It is reasonable to expect these results to extend to the torus, at least semi-classically. Then, with our normalization, those invariants would be bounded as follows over \mathcal{H}_N :

$$\forall 1 < r \leq +\infty, \quad \sup_{\|\psi\|_1=1} \|H_\psi\|_r \stackrel{\text{def}}{=} M_r(N) \sim \frac{N}{(Nr)^{1/r}} \quad (N \rightarrow \infty) \quad (19)$$

$$\sup_{\|\psi\|_1=1} \text{H}[H_\psi] \stackrel{\text{def}}{=} M_1(N) \sim \log N - 1 \quad (N \rightarrow \infty)$$

and these maxima $M_r(N)$ should be reached at (or near) a torus coherent state; indeed, their asymptotic estimates agree with those of the corresponding coherent-state invariants in table 1.

The random-model averages are computed from the distribution law for the Husimi density values, $P(H) \sim e^{-H}$ in the $N \rightarrow +\infty$ limit (for either the real or the complex

| state | sup-norm | L^2 -norm | H-function | Geometric Mean |
|------------------------|---|--|---|--|
| equilateral lattice | $\frac{3\Gamma(1/3)^3}{4\pi^2}$ ≈ 1.4610 | $\frac{\sqrt{3}\Gamma(1/3)^{3/2}}{2^{7/6}\pi}$ ≈ 1.0768 | ≈ 0.1016 | $\frac{\sqrt{3}\Gamma(1/3)^3}{4\pi^2}$ ≈ 0.8435 |
| square lattice | $\frac{\Gamma(1/4)^2}{\sqrt{2}\pi^{3/2}}$ ≈ 1.6693 | $\frac{\Gamma(1/4)}{\sqrt{2}\pi^{3/4}}$ ≈ 1.0864 | ≈ 0.1110 | $\frac{\Gamma(1/4)^2}{(2\pi)^{3/2}}$ ≈ 0.8346 |
| random | $\leq 2 \log N$ | $\sqrt{2} \pm \frac{3}{2\sqrt{N}}$ | $(1 - \gamma) \pm \sqrt{\frac{(2-\gamma)^2 + \frac{\pi^2}{2} + \zeta(3) - 6}{N}}$ | $e^{-\gamma}(1 \pm \sqrt{\frac{\zeta(3)}{N}})$ |
| plane wave | $\sim \sqrt{2N}$ | $\sim N^{1/4}$ | $\sim \frac{1}{2}[\log(2N) - 1]$ | $\sim \sqrt{2N} e^{-\pi N/6}$ |
| coherent | $\sim N$ | $\sim \sqrt{N/2}$ | $\sim \log N - 1.$ | $\sim N e^{-\pi N/6}$ |
| degenerate | $\sim N$ | $\sim \sqrt{N/2}$ | $\sim \log N - 1$ | $\sim N 2^{-N}$ |

Table 1: Values of the various fluctuation measures for several comparison states, from the most ergodic (first two rows) to the most localized (last three rows). In the third row, we give typical values for a random state (γ is Euler’s constant), as well as the standard deviations (numerical values of the averages appear on fig. 3a).

Gaussian ensemble). We can then compute any integral in average as

$$\left\langle \int_{\mathbb{T}^2} f(H(x)) d^2x \right\rangle_N \sim \int_0^{+\infty} f(H) e^{-H} dH \quad (20)$$

and this yields the constant values listed as typical for the ensemble. The standard deviations from the average values are estimated using integrals of the type:

$$\left\langle \int_{\mathbb{T}^2} H(x)^s d^2x \int_{\mathbb{T}^2} H(y)^t d^2y \right\rangle_N$$

for real positive (s, t) (see Sec. 5 for details). The sup-norm expectation value diverges in this regime, and needs a more delicate finite- N analysis (App. C).

The “most naive” ergodic assumption ($H \sim 1$ pointwise) would set all invariants to unity (except the H-function, to zero). By contrast, the tabulated values for the lattice, resp. random, models mark the incompressible, resp. the typical, levels of quantum inhomogeneity. Far from vanishing in the semiclassical limit, these levels are independent of N : this rules out convergence towards classical ergodicity in any of the corresponding stronger topologies. Furthermore, the random invariants are substantially above the optimal lattice values, confirming the visual impression from the two rightmost plots on fig. 2a that random densities are quite non-uniform.

3.4 Invariant data for eigenfunctions

Concerning now the invariants of eigendensities corresponding to classically chaotic dynamics, our results consist of numerical data displayed graphically. We have computed

the full set of invariants for all eigenstates, at selected values of N , of two quantum maps with highly chaotic classical limits, i.e., the baker's map and the cat map S specified in Sect. 2.2. We plot and compare the distributions of the invariants for the resulting eigenstate families. Fig. 3a plots the values of four functionals for the even-parity eigenstates of the quantization of the cat map S , with the geometric mean plotted downwards for full visual consistency (the odd-parity plots look much the same, and are not shown); Fig. 3b plots the values of two functionals for both parity eigenstates of the quantum baker's map.

3.4.1 General observations

The figures first show the values of the invariants to be substantially depressed in comparison to the concentrated state examples, but still broadly scattered, with relatively few isolated values or clusters: this confirms the visual impression that individual eigenfunctions within a single matrix (a quantum map at given N) retain widely differing global fluctuation patterns. For each eigendensity the value of a particular invariant is determined by its N zeros, but large values of this number N do not suffice to enforce a statistical averaging towards a universal behavior in this respect. Besides, that ordering of eigendensities according to their global contrast is generally barely sensitive to the particular choice of functional. At a more detailed level: the cat fluctuation values are much more squeezed than the odd baker values, themselves more squeezed than the even baker ones. This difference could be related to the singular nature of the baker dynamics, whose discontinuity will be more felt by even-parity states (especially those scarred above the irregular fixed point $(0,0)$ which straddles the discontinuity, whereas the period-2 point is regular).

We next see that, upon further averaging over the entire eigenfunction set (for a given N), each invariant then comes fairly close to the typical random value (third line of table 1). This convergence is striking for the cat map, whose eigenfunctions thus appear to fulfill generic expectations (of compliance to a random model) somewhat better than the baker's map in spite of its arithmetic idiosyncrasies. (This is the exact opposite of the situation for the eigenvalues: cat map spectra are highly non-generic, whereas the baker map spectrum is fairly GOE.) The reason may again be that the baker eigendensities tend to be unusually bumpy above the map discontinuities. By contrast, the cat map possesses a few specially regular lattice and crystal states (always yielding values of the functionals among the lowest-lying), but these atypical states do not seem to drive the averaged behavior away from genericity (at least for our selected values of N).

We stress again that those density fluctuations (of the same order as in the random ensemble) already represent an appreciable and invariant (N -independent) degree of spatial inhomogeneity. We can raise to a conjecture the empirical observation that *in average, the invariants appear to be reliably constrained to the universal random model values.* This entails that the average convergence of eigendensities towards uniformity is truly poor. Eigendensities displaying a reasonably high level of homogeneity or rigidity must then have invariants well below that average (for example, the lattice eigenfunctions in

cat maps), and for the sake of global balance some other states will then have to display higher inhomogeneity or localization than if they were random (such as numerous states scarred by periodic orbits).

Concerning N -related behaviors: most fluctuation sizes grow fairly slowly with N , especially for the cat map; N -dependences are erratic as a rule; their irregularity is reduced but not wholly suppressed when a restriction is made to special values of N (primes, powers of 2, etc.) and/or to specially selected states (most scarred, or most ergodic, etc.).

All this confirms that the individual behaviors of eigendensities may not be easy to characterize or classify, whereas the quantum fluctuations seem to follow the random model not only microlocally, but also globally once averaged upon all eigenstates.

3.4.2 About point scars in eigenfunctions

The plots allow us to start a quantitative analysis of *scars* in eigendensities. The sup-norm, and to a lesser extent the L^2 -norm, are the best invariants to select the states with the strongest local density enhancements. One currently debated issue concerns the semiclassical weight of scars: in particular, do scarred states still follow the Schnirelman property or not? This question is hard to settle partly because this convergence property is specifically weak-* (and not metric, for instance), hence it is difficult to establish a single and intrinsic general scar strength scale.

We can however get a clearer idea about the simplest, *point-like* scars. Scars are features localized near unstable periodic orbits, and in reduced dynamics these consist of discrete points. Quite a few Husimi eigendensities of maps do present sharp enhancements that are very localized near periodic points, and we can focus upon the most strongly scarred states of this type. We always find the widths of such *point scars* to scale, very reliably, like $N^{-1/2}$ in all phase space directions (matching the distances of the nearest zeros when these distribute uniformly, as the figures confirm). The *value of the Husimi density at the scarring point* (the sup-norm if the highest scar is under scrutiny, as will be the case here) is then a good strength indicator: the area of such a scar being of order $1/N$, a safe criterion for it to produce an asymptotically vanishing contribution (as a measure) in a sequence of densities $\{H_N\}$ is

$$\alpha = \limsup_{N \rightarrow \infty} (\log \|H_N\|_\infty / \log N) < 1$$

hence $\|H_N\|_\infty = o(N)$: the *height* of the scar should grow strictly less than the sup-norm of a coherent state (Table 1). Observing each log-log plot of sup-norms, we can then compare the growth trend (with N) of the uppermost points in the cloud of sup-norm values against the (unit) slope of the straight line of coherent state sup-norms, to get a (necessarily rough) idea about the asymptotic persistence of such scars.

For the cat map, those uppermost points are irregularly distributed with respect to N , nevertheless heuristic upper bounds for the slope α are 0.5 for odd states (not shown) and 0.34 for even states; this is consistent with the proven fact that *all* cat map eigenstates used here satisfy the Schnirelman property. For the baker's map, the most strongly scarred states form more regular families and estimates look more robust; they yield slopes below

0.85 for odd states and 0.8 for even ones (but the even-state scars are stronger in the range of N under display). The slopes for the baker’s map are thus much closer to the critical value $\alpha = 1$, while we cannot control the error range of our crude estimation process. Hence all we say is that the plots slightly favor the hypothesis that even the most strongly point-scarred baker eigenstates still satisfy the Schnirelman property.

We must however add that there also exist eigenstates which are strongly enhanced along whole stretches of stable and unstable manifolds (or neighboring arcs of hyperbolae); the baker’s map shows many such instances, especially about the (singular) fixed point $(0,0)$ (fig.1b, right). Because of the extended character of these scars, their sup-norms need not lie anywhere as high as those of point scars for them to have stronger classical imprints; at the same time, the functionals used above may not suffice to quantify this strength precisely enough.

3.5 Ergodicity and the zeros

A deeper way to incorporate the multiplicative structure (10) of eigendensities into their analysis is however to handle the eigenfunction problem entirely within the stellar representation, or to describe directly the phase-space densities of zeros $\rho(x)$ of individual eigenfunctions. In particular, the semiclassical eigenfunction problem is then to unravel the large- N behaviors of these “eigenconstellations”.

Ideally, we would like to be able to compute or control $\rho(x)$ (the zeros) *ab initio*, directly from the underlying quantum-dynamical equations, and we have begun investigating this approach as well. However, the simplest Schrödinger operator already yields for the zeros a dynamical system of nonlinear equations involving strong M -body interactions [22], where M ranges from 1 to $\min(\text{degree of potential}, N)$; apart from a few trivial cases (always yielding completely rigid motions for the constellations), it is currently unclear how such a system can be handled. In our reduced setting, moreover, the dynamics is that of a quantum map, i.e., it is no longer local, meaning that zeros must fare even worse; and indeed, we cannot in the least simplify the equations of discrete-time motion in terms of the zeros (except for certain ‘lattice states’ under cat maps).

That leaves us with indirect approaches where we try to relate the stellar representation to more familiar ones, especially Husimi’s. Similar questions can be asked about $\rho(x)$ as were listed for Husimi densities $H(x)$ in Sec.3.1; now, moreover, any answers will directly refer to the eigenfunctions via the stellar parametrization, implicitly settling question 1b). However, each property now requires translation from one density to the other: in particular, the Schnirelman property, the scar phenomenon etc., should be redescribed in terms of the zeros, with the hope of a better understanding later. Concrete problems of this sort are, typically:

- 1c) describe the densities of zeros and their higher-order correlations, with their dependence on classical dynamics;
- 2c) classify the fluctuations of their distributions as dynamical (e.g., scars?) or statistical (and: universal?).

3.5.1 Existing observations

Some features of eigenconstellations have already received dynamical interpretations [20]–[24].

For integrable systems, eigenfunctions follow a WKB-type Ansatz like (1) in the Bargmann representation too, from which it follows that eigenconstellations have to coalesce as $N \rightarrow \infty$ onto fixed curves, namely certain anti-Stokes lines of the complex classical action in the z variable, along which the zeros moreover distribute regularly with spacings of order $1/N$.

In chaotic systems, by contrast, numerical computations of Husimi eigendensities indicate that eigenconstellations roughly equidistribute in (almost) all of phase space, with spacings of order $1/\sqrt{N}$; moreover, higher-order correlations between the zeros are found to very accurately follow a universal model, namely the statistics of the zeros of a Gaussian random ensemble of polynomials (which acts nicely as an analog for eigenfunctions of random-matrix ensembles for eigenvalues). All those findings about chaotic systems have remained mostly empirical.

More systematic observations of eigenconstellations at increasing N (fig.1) show a proliferation of vaguely lookalike but not uniform patterns in want of ordering. It is specially challenging to try to correlate some spectacular fluctuations of eigendensities, like scars above unstable periodic points, with specific patterns of zeros. Around every high peak of the Husimi density there is necessarily a region devoid of zeros, and sometimes the nearest of these vaguely affect a hyperbolic distribution, but the connection is tenuous: the decrease of the density of zeros under a scar is quite moderate and, conversely, regions with an equally low density of zeros do not build high Husimi densities above them as a rule.

3.5.2 Some directions of analysis

A more systematic description of the eigenconstellations on the one hand, of the high-density fluctuations (e.g., scars) within the Husimi densities on the other hand, and of explicit relationships between the two, is still lacking. We just know as a matter of principle that the zeros have to embody a full description of the states, which then includes their semiclassical behavior. The issue is then to locate and decipher the dynamical information (*order parameters*) buried in the zeros.

At best, each zero in an eigenconstellation might follow some predictable rules, at least semiclassically; but even if we restrict to exceptional subsequences of states or zeros this may be too demanding, as the dynamics of the zeros is exceedingly complicated. At worst, the information could be so scrambled up that only quasi-random features could be asserted. We will seek to identify intermediate types of information within the zeros, weaker and thereby hopefully more accessible than the individual locations, but still dynamical (i.e., stronger than statistical). These could lie within collective coordinates of some sort (e.g., we recall that semiclassical effects can only be collectively generated).

One possibility inspired by the integrable situation (regularly spaced zeros on a curve produce WKB-like wave functions) would be to build up wave functions through patching

together local 2-d patterns of zeros of a few definite types. This approach is valuable if forms of short-range order can be identified in eigenconstellations even when the classical dynamics is chaotic. Such regularities are actually not infrequent, but are not systematic either: chaotic eigenconstellations mostly look like gases or liquids of zeros, as opposed to solids (except for the few lattice eigenstates in cat maps). Zeros thus appear to substantially use their 2-d freedom of relative motion, making it difficult to greatly reduce the number of their parameters.

If individual zeros prove difficult to isolate, a valuable complementary approach is to analyze their density $\rho(x)$ in the dual *Fourier space* which, for our torus phase space, is the lattice of integer vectors $k = (k_q, k_p) \in \mathbb{Z}^2$: the Fourier coefficients of the density are

$$\rho_k = \frac{1}{N} \sum_{j=1}^N e^{-2\pi i k \cdot x_j} \quad k \in \mathbb{Z}^2, \quad (21)$$

under the normalization $\rho_0 \equiv 1$. Some valuable features of this approach are, for instance:

1) the basic relationship (12), from the logarithm of the Husimi function to the density of zeros, becomes diagonal in Fourier space: denoting

$$\tilde{h}(x) \stackrel{\text{def}}{=} N^{-1} \log \hat{H}(x) = \sum_{k \in \mathbb{Z}^2} h_k e^{2\pi i k \cdot x} \quad (\text{with } h_0 \equiv 0), \quad (22)$$

we find that eq.(12) is mapped to the simple relation

$$\begin{aligned} \rho_k - \delta_k &= -\pi(k_q^2 + k_p^2)h_k = -\pi|k|^2 h_k \quad (\forall k \in \mathbb{Z}^2), \\ \text{where } \delta_k &\stackrel{\text{def}}{=} 1 \text{ if } k = (0, 0), \text{ else } 0 \text{ (Kronecker symbol);} \end{aligned} \quad (23)$$

2) if the zeros form a lattice, then the Fourier transform ρ_k is simply the Dirac delta distribution on the dual lattice (this expresses the Poisson summation formula);

3) if the zeros form a more disordered distribution of points, this Fourier transformation can be well controlled statistically in terms of structure functions, alias form factors (see Sec. 5).

However, this Fourier analysis is deferred to Sec. 6 of this paper, because some critically relevant information still has to be gathered before: some rigorous dynamical results about the zeros are presented next, whereas a statistical approach is developed in the Section thereafter.

4 Dynamical results

In this section we study the analytical properties of sequences of states with the Schnirelman property, i.e. such that their Husimi densities H_N converge weak-* towards the Lebesgue measure \mathcal{L} on the torus. We prove that the constellations also equidistribute in the weak-* sense, and we deduce from this some universal properties of the phases of their Bargmann functions. We also give examples showing the limitations of this rigorous approach, as well as stronger results for a class of eigenstates of quantum cat maps (i.e. lattice eigenstates).

4.1 Equidistribution of the eigenconstellations

Using the fact that the Husimi density is the square of a holomorphic function (up to a trivial Gaussian factor), it is possible to extract valuable information about the densities of zeros $\rho_N(x)$ from Schnirelman's property.

The link between both densities is provided by the *logarithm* of the Husimi density. Namely, the factorization property (16) implies the very simple relation

$$\log \hat{H}(x) = \sum_{j=1}^N h(x - x_j) = N(h * \rho)(x), \quad (24)$$

where the function $h(x)$ is the logarithm of the building block H_χ , shifted such that its average over \mathbb{T}^2 vanishes: $h(x) = \log \hat{H}_\chi(x)$. This function corresponds (up to the sign) to the electric potential generated by a delta-like unit charge at the origin, balanced by a uniform negative charge to ensure global electric neutrality. Precisely, we have

$$\Delta h(x) = 4\pi(\delta(x) - 1), \quad (25)$$

from which we easily recover eq.(12).

Using the above representation of the Husimi functions, we will now prove that Schnirelman's property for a sequence of Husimi densities implies the weak-* convergence of the corresponding densities of zeros to the Lebesgue measure \mathcal{L} as $N \rightarrow \infty$.

The densities of zeros are positive and normalized, so they belong to a compact set of measures in the weak-* topology (this is the Banach–Alaoglu theorem [45, p.105]). Therefore, we can extract a subsequence converging to a positive normalized measure ρ_∞ (the elements of this subsequence will henceforth be noted ρ_N).

Our first task is to compare as precisely as possible the finite- N and limiting electric potentials $h_N = h * \rho_N$ and $h_\infty = h * \rho_\infty$. The weak-* property $\rho_N \rightarrow \rho_\infty$ obviously implies $h_N \xrightarrow{w-*} h_\infty$, but we need information in stronger topologies.

$h(x)$ is at the same time upper semi-continuous (u.s.c) [44, p.37] and in $L^s(\mathbb{T}^2)$ for all $1 \leq s < \infty$. This, combined with the fact that the measures $\rho_\#$ are normalized and positive ($\#$ stands for N or ∞), implies that the potentials $h_\#$ are also u.s.c. and in $L^s(\mathbb{T}^2)$, with $\|h_\#\|_s \leq \|h\|_s$ [46]; furthermore, they are bounded above by $M \stackrel{\text{def}}{=} \sup h(x)$ (all these properties can be shown by considering a decreasing sequence of continuous functions converging pointwise to $h(x)$, as in [46, theorem 3.6]).

These properties, combined with the weak-* convergence of the ρ_N , imply [46, p.209]:

$$\begin{aligned} \forall x, \quad \bar{h}_\infty(x) &\stackrel{\text{def}}{=} \limsup_{N \rightarrow \infty} h_N(x) \quad \text{exists,} \\ \text{and } \bar{h}_\infty(x) &\leq h_\infty(x). \end{aligned} \quad (26)$$

Equivalently, $\forall x$, $h_N(x)$ is smaller than $h_\infty(x) + \epsilon$ for N large enough. This inequality can be proven to be *uniform* w.r.t. x by using *subharmonicity properties* of the potentials. The functions h_N themselves are not subharmonic, because their Laplacians involve a

uniform negative charge (independent of N). Removing this constant charge amounts to systematically adding the function πx^2 to the potentials. The resulting (non-periodic) potentials $g_{\#}(x) = h_{\#}(x) + \pi x^2$ are uniformly bounded above over the square $[0, 1]^2$ (like $h_{\#}$), but they are also subharmonic. Therefore, we can apply to the sequence $\{g_N\}$ several lemmas pertaining to subharmonic functions (see for instance [47, §1.8] or [48, chapter 3]), and then transfer them back to the h -potentials by subtracting the πx^2 term.

To obtain the uniformity in eq. (26), we need to consider a decreasing sequence of continuous functions $\{h_{\infty, m}\}_{m \in \mathbb{N}}$ on \mathbb{T}^2 converging pointwise to $h_{\infty}(x)$ (the existence of such a sequence is due to the upper semi-continuity of h_{∞}). Then, we have Hartogs' lemma [47, theorem 1.31]:

Lemma 1 $\forall m \in \mathbb{N}, \forall \epsilon > 0, \exists N(m, \epsilon)$ s.t.

$$N \geq N(m, \epsilon) \implies \forall x \in \mathbb{T}^2, h_N(x) \leq h_{\infty, m}(x) + \epsilon.$$

Before using this uniformity result, we state additional properties of the function $\bar{h}_{\infty}(x)$, also due to the subharmonicity and the uniform upper-boundedness of the g -potentials.

Lemma 2 *The function $x \mapsto \bar{g}_{\infty}(x) = \bar{h}_{\infty}(x) + \pi x^2$ is "almost subharmonic".*

This means that it is equal almost everywhere to a (unique) subharmonic function \bar{g}_{∞}^* . This function can be defined as an upper regularization of \bar{g}_{∞} : $\bar{g}_{\infty}^*(x) = \lim_{r \rightarrow 0} \frac{1}{\pi r^2} \int_{\{|y-x| < r\}} \bar{g}_{\infty}(y) dy$, which yields the property $\bar{g}_{\infty}(x) \leq \bar{g}_{\infty}^*(x)$ on \mathbb{T}^2 .

\bar{g}_{∞}^* can also be defined as the lowest subharmonic majorant of \bar{g}_{∞} . Therefore, from the inequality (26) we deduce

$$\bar{h}_{\infty} \leq \bar{h}_{\infty}^* \leq h_{\infty}. \quad (27)$$

This, combined with the weak-* convergence $h_N \rightarrow h_{\infty}$, entails the identity $\bar{h}_{\infty}^* = h_{\infty}$. Therefore, (26) is actually an equality for almost all x .

In a second step, we use lemma 1 to show that Schnirelman's property implies $h_{\infty} \equiv 0$ on \mathbb{T}^2 . The proof proceeds ab absurdo.

Let us assume that $h_{\infty} \not\equiv 0$. Using the notation $f^-(x) = \min(f(x), 0)$, this entails $\int_{\mathbb{T}^2} h_{\infty}^-(x) dx = -A < 0$ (we recall that h_{∞} is in $L^1(\mathbb{T}^2)$, and $\int_{\mathbb{T}^2} h_{\infty}(x) dx = 0$ by construction). Then, the theorem of dominated convergence implies that $\int_{\mathbb{T}^2} h_{\infty, m}^-(x) dx < -A/2$ for m large enough, hence the open set $E_{m, -A/3} = \{x \in \mathbb{T}^2 \mid h_{\infty, m}(x) < -A/3\}$ has a non-zero Lebesgue measure. Now, for any $\epsilon > 0$, lemma 1 implies that for all $N \geq N(m, \epsilon)$, $x \in E_{m, -A/3} \implies h_N(x) \leq -A/3 + \epsilon$, and therefore

$$\int_{E_{m, -A/3}} e^{N h_N(x)} dx \leq \mathcal{L}(E_{m, -A/3}) e^{N(-A/3 + \epsilon)}. \quad (28)$$

(We choose $\epsilon < A/3$ for the sake of the proof).

On the other hand, the compact set $F_+ = \{x \in \mathbb{T}^2 \mid h_{\infty}(x) \geq 0\}$ has non-zero Lebesgue measure, since $\int_{F_+} h_{\infty}(x) dx = A$. We want to estimate the size of its subsets $F_{N,+} = \{x \in F_+ \mid h_N(x) \geq 0\}$. The weak-* convergence $h_N \rightarrow h_{\infty}$ entails that for N large

enough (say, $N \geq N_o$), $A/2 \leq \int_{F_+} h_N(x) dx$, itself less than or equal to $\int_{F_{N,+}} h_N(x) dx$. Since all the potentials h_N are uniformly bounded by M , we obtain the lower bound $\mathcal{L}(F_{N,+}) \geq A/2M$ for all $N \geq N_o$. Therefore,

$$\int_{F_+} e^{N h_N(x)} dx \geq \int_{F_{N,+}} e^{N h_N(x)} dx \geq \mathcal{L}(F_{N,+}) \geq A/2M. \quad (29)$$

We now combine the equations (28,29) and obtain

$$\forall N \geq \max(N(m, \epsilon), N_o), \quad \frac{\int_{F_+} H_N(x) dx}{\int_{E_{m,-A/3}} H_N(x) dx} \geq e^{N(A/3-\epsilon)} \frac{A}{2M\mathcal{L}(E_{m,-A/3})}. \quad (30)$$

Such a sequence of Husimi densities $\{H_N\}$ obviously violates Schnirelman's property, since the above ratio diverges in the limit $N \rightarrow \infty$, instead of converging towards $\frac{\mathcal{L}(F_+)}{\mathcal{L}(E_{m,-A/3})}$. This concludes the proof *ab absurdo*.

We have proven that for any sequence $\{H_N\}$ weak-* converging to \mathcal{L} , the only possible accumulation point (in the weak-* topology) of the corresponding sequence $\{\rho_N\}$ is \mathcal{L} . Since this sequence stays in a compact set, we deduce that it converges weak-* to \mathcal{L} .

Theorem 1 *For any sequence of Husimi densities $\{H_{\psi_{j(N)}^{(N)}}\}_{N \in \mathbb{N}}$ weak-* converging to the Lebesgue measure \mathcal{L} on the torus in the semi-classical limit, the corresponding densities of zeros $\{\rho_{\psi_{j(N)}^{(N)}}\}_{N \in \mathbb{N}}$ also equidistribute in the weak-* sense.*

This theorem concerns Husimi densities defined on the torus, but it can be easily generalized to sequences of Husimi densities (and the associated constellations) living on compact Riemann surfaces of any genus, using the formalism sketched in section 2.1.1 [6]. The theorem has also been recently generalized [25] to holomorphic sections $s_N(z)$ on the powers $L^{\otimes N}$ of a positive hermitian line bundle L over a compact Kähler manifold (X, ω) of arbitrary dimension; the analog of the Husimi density is the hermitian metric of the section $H_{s_N}(z, \bar{z}) \stackrel{\text{def}}{=} \|s_N(z)\|^2$; the zero set of s_N defines a $(1, 1)$ -current on the manifold, which is shown to converge weak-* to the Kähler form ω in the limit $N \rightarrow \infty$ as long as the Husimi densities become uniform.

In the case of the 2-sphere, the asymptotic equidistribution of chaotic eigenconstellations had already been noticed from numerical calculations [22, 23]. The data actually showed a more precise phenomenon: not only do the zeros spread throughout the whole phase space, but they also seem to *repel each other* at distances of order $1/\sqrt{N}$ (see section 5 for a more quantitative statement of this phenomenon). Is such a repulsion another consequence of Schnirelman's property?

4.2 Further considerations on Schnirelman's property

4.2.1 Fourier coefficients

In the toral geometry, the weak-* convergence of a sequence of positive normalized measures ρ_N to ρ_∞ is equivalent to the convergence of each Fourier coefficient (eq. (21)); we

have just proven that Schnirelman's property for a sequence $\{H_N\}$ implies

$$\forall k \in \mathbb{Z}^2, \quad \rho_{N,k} \xrightarrow{N \rightarrow \infty} \delta_k. \quad (31)$$

(δ_k is the Kronecker symbol as in eq.(23)). We would like to know better the rate of decrease w.r.t. N of these Fourier coefficients, as well as their dependence on k , for N fixed. Apparently, this kind of information is not easy to extract from weak-* estimates. However, by formally looking at the relation

$$\hat{H}_N(x) = \exp \left(- \sum_{k \neq 0} \frac{N \rho_{N,k}}{\pi k^2} e^{2i\pi k \cdot x} \right), \quad (32)$$

(implied by eqs.(22)–(23)), we expect the following:

Conjecture 1 *For any sequence $\{H_{\psi_j^{(N)}}\}_{N \in \mathbb{N}}$ with the Schnirelman property, the $k \neq 0$ Fourier coefficients of the constellations decay as $\rho_{N,k} = o(N^{-1})$ for $N \rightarrow \infty$.*

We are presently unable to prove such an assertion, even with N^{-1} replaced by some other definite $o(1)$ function.

4.2.2 Upper bound on the potentials

Alternatively, we would like to control more precisely the semi-classical properties of the electric potentials h_N . Via a Parseval–Plancherel formula, we control their L^2 norms:

$$\begin{aligned} \int_{\mathbb{T}^2} |h_N(x)|^2 dx &= \sum_{k \neq 0} |h_{N,k}|^2 \\ &= \sum_{k \neq 0} \frac{|\rho_{N,k}|^2}{\pi^2 k^4} \\ &\leq \sum_{0 \neq |k| \leq K_1} \frac{|\rho_{N,k}|^2}{\pi^2 k^4} + \sum_{|k| > K_1} \frac{1}{\pi^2 k^4}, \end{aligned} \quad (33)$$

since all Fourier coefficients are normalized. Adjusting the cutoff K_1 and using the convexity property $0 < r \leq s \implies \|\cdot\|_r \leq \|\cdot\|_s$, we prove the following:

Theorem 2 *Let $\{\psi_N(z)\}_N$ be a sequence of Bargmann functions s.t. their densities of zeros $\{\rho_N\}_N$ weak-* converge to \mathcal{L} . Then, for any $1 \leq s \leq 2$, the corresponding potentials $\{h_N\}$ tend to zero in the L^s norm, as $N \rightarrow \infty$.*

In the general case studied by Schiffman and Zelditch [25], the above convergence was proven for the L^1 norm.

To obtain pointwise information on the potentials, we can use lemma 1 with the knowledge that $h_\infty(x) \equiv 0$: this yields

$$\forall \epsilon, \exists N(\epsilon) \text{ s.t. } \forall N \geq N(\epsilon), \forall x \in \mathbb{T}^2, h_N(x) \leq \epsilon. \quad (34)$$

We then naturally tried to estimate the rate of increase of $N(\epsilon)$, as $\epsilon \rightarrow 0$. In other words, we searched for a universal increasing function $f(N)$, such that the functions $f(N)h_N(x)$ are uniformly bounded above by a constant independent of N , as long as $\{H_N\}$ have the Schnirelman property. The following example of sequences of Husimi densities shows that we cannot do better than $f(N) \equiv 1$ in general. At the same time, it shows that Schnirelman's property does not preclude high degeneracies of the zeros.

4.2.3 Example of singular Husimi function with the Schnirelman property

We present below sequences of Husimi densities which look quite singular as far as their smoothness is concerned, although they weak-* converge to \mathcal{L} . These Husimi functions are built by rescaling and taking a certain power of the elementary $H_\chi(x)$, so their zero constellations will consist of square lattices, with each zero multiply degenerate. For any couple of integers (N_1, N_2) , we consider the Husimi function in \mathcal{H}_N , ($N = N_1^2 N_2$) defined as

$$\hat{H}_N(x) \stackrel{\text{def}}{=} e^{N_2 h(N_1 x)}. \quad (35)$$

On the one hand, the $1/N_1$ periodicity ensures that the Fourier coefficients $H_{N,k}$ and $\rho_{N,k}$ vanish unless N_1 divides both entries of k . Therefore, if we consider a sequence $\{N = N_1^2 N_2\}$ s.t. $N_1 \rightarrow \infty$, Schnirelman's property holds for the functions $\{H_N\}$ (and at the same time, $N\rho_{N,k} \rightarrow 0$ for all k).

On the other hand, all invariant functionals take the same values for H_N and the completely degenerate state of order N_2 (cf. fig.2b, right). If N_2 gets large, we can use the asymptotic results from the last line of table 1, replacing N by N_2 . In that case, the Husimi densities H_N asymptotically look like delta peaks concentrated on the lattices dual to their constellations, which explains the large deviations of the invariants from the totally flat case (i.e. $H \equiv 1$).

The electric potentials of the constellations are given by $h_N(x) = \frac{1}{N_1^2} h(N_1 x)$, bounded above by M/N_1^2 . If N_2 increases much faster than N_1 (e.g. $N_2 \sim e^{N_1}$), then a function $f(N)$ as defined above has to increase slower than N_1^2 (e.g. $\sim \log^2 N$). There is therefore no universal strictly increasing $f(N)$.

At the same time, we notice that such a singular behavior of the invariants, and of the shape of the densities, comes along with a high degeneracy of the zeros. In that sense, the strict *repulsion* between the zeros of chaotic eigenconstellations, conjectured in [22, 23], cannot be deduced from Schnirelman's property.

4.2.4 Example of non-ergodic Husimi functions with equidistributed zeros

We exhibit a sequence of Husimi functions showing that the converse of theorem 1 is false. We use constellations in the shape of deformed lattices, defined as follows. We start from a smooth separable density on \mathbb{T}^2 , $\bar{\rho}(x) = \rho_q(q)\rho_p(p)$, with the normalizations $\int_0^1 \rho_i(v)dv = 1$, for $i = q, p$. Separability allows us to integrate this density, i.e. to change coordinates $x \mapsto \mathcal{N}(x)$, s.t. $\bar{\rho}(x) = \det \frac{D\mathcal{N}}{Dx}(x)$ (we just take $\mathcal{N}_i(v) = \int_0^v \rho_i(v')dv'$ for $i = q, p$).

Now, we build the Husimi function $H_{\bar{\rho},N}(x)$ with zeros at the $N = M^2$ points $x_{i,j} = \mathcal{N}^{-1}(i/M, j/M)$, through

$$\tilde{h}_{\bar{\rho},N}(x) \stackrel{\text{def}}{=} \log \hat{H}_{\bar{\rho},N}(q, p) \stackrel{\text{def}}{=} \sum_{i,j=1}^M h\left(q - \mathcal{N}_q^{-1}(i/M), p - \mathcal{N}_p^{-1}(j/M)\right). \quad (36)$$

We want an approximate formula for $\hat{H}_{\bar{\rho},N}(x)$, in the limit $M \rightarrow \infty$. For that, we transform the right-hand side by the Poisson summation formula at fixed x , which yields two types of terms. The zero Fourier coefficient (Weyl's term) is $M^2 h * \bar{\rho}(x)$, whereas the others (oscillatory terms) read

$$M^2 \int_{\mathbb{T}^2} h(y) \bar{\rho}(x+y) e^{-2i\pi M k \cdot \mathcal{N}(y+x)} d^2 y, \quad 0 \neq k \in \mathbb{Z}^2. \quad (37)$$

For $k \neq 0$ fixed and $M \rightarrow +\infty$, the above integral is dominated by the contribution near the singular point $y = 0$. Expanding \mathcal{N} around x and summing over all $k \neq 0$, we (formally) obtain

$$\tilde{h}_{\bar{\rho},N}(x) - M^2 h * \bar{\rho}(x) \sim \log \hat{H}_{\chi(\tau(x))}(M\mathcal{N}_q(x) + \tau(x)M\mathcal{N}_p(x)), \quad \text{with } \tau(x) = i \frac{\rho_p(p)}{\rho_q(q)} \quad (38)$$

($H_{\chi(\tau)}$ is defined in equation (17)). The convergence of the Poisson series to this function is uniform as long as one stays away from the $x_{i,j}$ (notice that their positions change with M !). Anyway, since we subsequently exponentiate this function, we need not pay too much attention to problems of convergence near the zeros. In the large- M limit, we thus obtain a ‘‘WKB-like’’ expression for $\hat{H}_{\bar{\rho},N}(x)$:

$$\hat{H}_{\bar{\rho},N}(x) \sim \exp(Nh * \bar{\rho}(x)) \hat{H}_{\chi(\tau(x))}(M\mathcal{N}_q(x) + \tau(x)M\mathcal{N}_p(x)). \quad (39)$$

Locally, this oscillatory function vanishes on a rectangular lattice of spacing $\propto 1/M$, since the parameter $\tau(x)$ varies slowly compared to this spacing: the large- M constellations thus resemble deformed lattices.

We now let the smooth density $\bar{\rho}$ itself depend on N : we take the sequence $\mathcal{N}_N(x) = (q + \lambda_q \sin(2\pi q), p + \lambda_p \sin(2\pi p))$, which yields $\bar{\rho}_N(x) = (1 + 2\pi\lambda_q \cos(2\pi q))(1 + 2\pi\lambda_p \cos(2\pi p))$, where the coefficients λ_i depend on N . If λ_q, λ_p vanish in the limit $N \rightarrow \infty$, then $\bar{\rho}_N \rightarrow 1$ and $\tau(x) \rightarrow i$ uniformly on \mathbb{T}^2 so that the oscillatory factor has asymptotically the local average $1/\text{GM}[H_\chi]$.

Meanwhile, the convolution under the exponential, $h * \bar{\rho}(x)$, yields the trigonometric polynomial $P_N(x) \stackrel{\text{def}}{=} -2[(\pi\lambda_q \cos(2\pi q) + 1)(\pi\lambda_p \cos(2\pi p) + 1) - 1]$. Then, if the decrease of either λ_i is slower than $1/N$, the factor $\exp(NP_N(x))$ is singular in the semi-classical limit. For instance, if both λ_i decrease slower than $1/N$, it gives a peak (an artificial point scar) at the point $(1/2, 1/2)$; whereas in the marginal case $\lambda_i = \Lambda_i/N$, with Λ_i non-vanishing constants, that factor is asymptotically N -independent; $\hat{H}_{\bar{\rho}_N,N}$ then converges weak- $*$ to $\exp(-2\pi\Lambda_q \cos(2\pi q) - 2\pi\Lambda_p \cos(2\pi p))/\text{GM}[H_\chi]$, a non-uniform density.

So, Schnirelman's property does not hold for such sequences $\hat{H}_{\bar{\rho}_N,N}$, although $\rho_N \xrightarrow{w-*} \mathcal{L}$. However, this counterexample is just consistent with the converse of conjecture 1.

In figure 4 we display Husimi densities of the type described above, for various values of N and λ_i , together with the corresponding invariants.

4.3 Phase of the Bargmann eigenfunctions

From the semi-classical equidistribution of the eigenconstellations, one can get some estimates about the *phase* of the Bargmann wave-function, which appears as a complementary information to the Husimi density (see eq.(5)). For this purpose, we compute the derivative of $\log H(x)$ w.r.t. the holomorphic variable z , and get the following representations:

$$\frac{\psi'(z)}{\psi(z)} - 2\pi N\bar{z} = \frac{\partial}{\partial z} \log H(z, \bar{z}) \quad (40)$$

$$= N[(\partial_z h) * \rho](z, \bar{z}) \quad (41)$$

$$= -iN\sqrt{2} \sum_{k \neq 0} \frac{\rho_k}{k_q - ik_p} e^{2i\pi k \cdot x} \quad (42)$$

We will use the second and third equations to prove the following theorem.

Theorem 3 *Let $\{\psi_N(z)\}_N$ be a sequence of Bargmann functions s.t. their densities of zeros $\{\rho_N\}_N$ weak-* converge to \mathcal{L} . Then, for any $1 \leq s < 2$, the functions $\frac{1}{2\pi N} \frac{\psi'_N(z)}{\psi_N(z)}$ tend to the function \bar{z} in the L^s norm, as $N \rightarrow \infty$.*

To prove the theorem, our strategy is to transform the series (42) into a finite sum, up to a small remainder, and then use the convergence of the individual Fourier coefficients $\rho_{N,k}$ (cf. eq.(31)), as in the proof of theorem 2. However, due to the stronger singularities of the logarithmic derivatives, we now need to first regularize the functions $\partial_z h * \rho_N$ by Gaussian convolutions $\delta_K(x) = K^2 e^{-\pi K^2 x^2}$. In the limit $K \rightarrow \infty$, δ_K converges to the identity kernel δ . For finite K , the deviation from the identity is given by the series

$$[\partial_z h - \partial_z h * \delta_K](q, p) = \sqrt{2} \sum_{n, m \in \mathbb{Z}^2} \frac{e^{-\pi K^2 [(q-m)^2 + (p-n)^2]}}{(q-m) + i(p-n)}, \quad (q, p) \notin \mathbb{Z}^2. \quad (43)$$

Using the normalization of ρ_N and the equation above, we obtain the following estimates, valid for any fixed $1 \leq s < 2$:

$$\int_{\mathbb{T}^2} |[\rho_N * (\partial_z h - \partial_z h * \delta_K)](x)|^s dx \leq \int_{\mathbb{T}^2} |[\partial_z h - \partial_z h * \delta_K](x)|^s dx \quad (44)$$

$$\leq (2\pi s)^{s/2} \frac{\Gamma(1-s/2)}{s K^{2-s}}. \quad (45)$$

The first inequality is just due to convexity (it is equivalent to the triangular inequality for the L^s norm); the right hand-side can then be calculated exactly, leading to (45). The divergence as $s \rightarrow 2$ is obviously due to the poles of ψ'/ψ . Once we select the power s , we can adjust the cutoff parameter K large enough to make $\|\rho_N * (\partial_z h - \partial_z h * \delta_K)\|_s$ small. On the other hand, the smoothed term can be now estimated:

$$\|\rho_N * \partial_z h * \delta_K\|_s \leq \|\rho_N * \partial_z h * \delta_K\|_2 \quad (46)$$

$$\leq \left(\sum_{k \neq 0} \frac{2}{k^2} |\rho_{N,k}|^2 e^{-2\pi \frac{k^2}{K^2}} \right)^{1/2} \quad (47)$$

$$\leq \left(\sum_{0 \neq |k| \leq K_1} \frac{2}{k^2} |\rho_{N,k}|^2 e^{-2\pi \frac{k^2}{K^2}} + (K/K_1)^2 e^{-\pi((K_1 - \sqrt{2})/K)^2} \right)^{1/2}. \quad (48)$$

In the last inequality, we introduced a cutoff K_1 , and estimated the remainder of the series $\sum_{|k| > K_1}$ using the uniform bound $|\rho_{N,k}| \leq 1$. For K_1/K large enough, this remainder is small; finally, the finite sum $\sum_{|k| \leq K_1}$ vanishes in the limit $N \rightarrow \infty$ due to the equidistribution of zeros.

Notice that the theorem extends to values of s in the interval $(0, 1)$, due to the convexity property $0 < r < s \leq \infty \implies \|\cdot\|_r \leq \|\cdot\|_s$.

Interpretation

In view of the formal analog $i\hbar(\psi'/\psi)(q) \sim p$ — the momentum — in the 1-d Schrödinger representation, we can define $\pi(z) \stackrel{\text{def}}{=} \hbar \frac{\psi'}{\psi}(z)$ as the *quantum local momentum* of the Bargmann function (whereas \bar{z} is the classical symplectic conjugate variable of z).

The Cauchy–Riemann relations link the estimates $\pi(z) \sim \bar{z}$ of theorem 3 to the variations of both the modulus and the phase of the Bargmann functions:

$$\frac{1}{\sqrt{2}} \left(\frac{\psi'}{\psi}(z) - 2\pi N \bar{z} \right) = (\partial_q \log |\psi(z)| - \pi N q) + i(\partial_p \log |\psi(z)| - \pi N p) \quad (49)$$

$$= -(\partial_p \arg \psi(z) + \pi N q) + i(\partial_q \arg \psi(z) - \pi N p). \quad (50)$$

These two equations correspond to interpreting the zeros respectively as

- either point-like electric charges, generating a potential $-\log |\psi(z)|$, balanced by a uniform charge distribution of potential $\pi N x^2/2$ (the total electric charge on the torus vanishes).
- or vortices of magnetic flux: the corresponding vector potential is the gradient $\vec{\nabla} \arg \psi$, so that each vortex carries a unit of flux $\phi = -2\pi$. The additional vector potential $\pi N \begin{pmatrix} -p \\ q \end{pmatrix}$ corresponds to a uniform magnetic field $B = 2\pi N$ (the total magnetic flux on the torus vanishes).

It seems difficult to assert the approximation $\pi(z) \sim \bar{z}$ in stronger topologies than the L^s estimates of theorem 3. Generically, the strict equality $\pi(z) = \bar{z}$ can only hold at *isolated points* on the torus, due to the analyticity of $\psi(z)$, or equivalently due to its *phase*. Indeed, the right-hand sides of equations (49,50) have quite different behaviors if we try to set them equal to zero. The equation on the modulus has the obvious smooth solution $\log |\psi(z)| = \pi N z \bar{z}$, which corresponds to a strictly uniform Husimi density, i.e. the formal Schnirelman limit. By contrast, the equation on the phase reads

$$\vec{\nabla} \arg \psi(z) = \begin{pmatrix} \pi N p \\ -\pi N q \end{pmatrix} \quad (51)$$

which has no solution, since the corresponding magnetic field $\vec{\nabla} \times \begin{pmatrix} \pi N p \\ -\pi N q \end{pmatrix} = -2\pi N$ does not vanish. The singular behavior of the phase of $\psi(z)$ in the semi-classical limit can be therefore interpreted as a ‘struggle’ to achieve as well as possible the equality (51); such a singular behavior implies a distribution of phase *dislocations* (i.e. of zeros of ψ) all over \mathbb{T}^2 in the semi-classical limit.

At first sight, the situation looks quite different in the integrable case, say for eigenstates of a time-independent Hamiltonian which we express in the complex torus coordinates as $\mathcal{H}(z, \bar{z})$. Assuming that \mathcal{H} is an analytic function and that the eigenvalue E is a regular energy value, the WKB form (1) holds for semiclassical eigenfunctions in the Bargmann representation [21]. Then, in the $\hbar \rightarrow 0$ limit, $\hbar(\log \psi)'(z) \sim S'(z)$ solves $\mathcal{H}(z, S'(z)) = E$, the Hamilton–Jacobi equation in the z variable: hence $S'(z) = y_E(z)$, where $\{y = y_E(z)\}$ is the classical complex energy curve $\Sigma_E^{\mathbb{C}} = \{\mathcal{H}(z, y) = E\}$ solved for y , the conjugate momentum of z . These asymptotic forms hold outside the *anti-Stokes lines*, i.e., the curves where any two real parts of the (multisheeted) function $y_E(z)$ match. All in all, the dynamical result for an integrable eigenfunction is then

$$\pi(z) \sim y_E(z), \quad \text{outside anti-Stokes lines, for } \hbar \rightarrow 0. \quad (52)$$

Precisely, the *quantum* local momentum of the Bargmann function $\pi(z)$ tends to some branch of the *classical* local momentum function, $y_E(z)$ in the z -representation.

However, the perspective changes if we seek the asymptotic behaviors *specifically obeyed in the classically allowed part of phase space* (which is the only semiclassically meaningful region, where the Husimi density will not become negligible). Here this region is the *real* energy curve $\Sigma_E^{\mathbb{R}} \equiv \{y_E(z) = \bar{z}\}$ (locally), on which eq.(52) implies

$$\pi(z) \sim \bar{z} \quad \text{in the classically allowed phase space, for } \hbar \rightarrow 0. \quad (53)$$

We now compare with theorem 3 for an ergodic situation: then the classically allowed region *is* the whole phase space, so we realize that the *same* asymptotic result (53) has become generalized from integrable to chaotic situations, in which case it moreover applies almost everywhere in phase space — albeit in a weaker sense (L^s) than before (pointwise). The contrast between implementations of eq.(53) for integrable vs chaotic dynamics is illustrated by color plots for $\pi(z)$ (fig.5 top); we add that the same overall appearance is universally shown by all such plots made for equidistributed zeros (disregarding the precise distribution of the singular points themselves), whereas it is different and case-dependent for zeros concentrating on curves.

Upon a purely formal integration, eq.(53) yields

$$\text{“ } \log \psi(z) \sim \frac{1}{\hbar} \int^z \bar{z}' dz' \text{ ”}, \quad (54)$$

but this is as inconsistent as eq.(51) for specifying $\Im \log \psi(z)$, since the 1-form $\Im(\bar{z}' dz')$ is not closed. Hence the phase of $\psi(z)$ will stay undetermined pointwise; however, eq.(53) specifies as universal its *variation pattern* when zeros are equidistributed, and this is displayed by color plots for $\psi(z)$ itself in fig.5 bottom.

4.4 Stronger estimates for lattice eigenstates

We can strengthen the above estimates for a particular class of eigenstates of quantum cat maps [38], namely eigenstates for which the constellations form *lattices* on the torus (such a lattice must be invariant under the classical cat map). The construction of these eigenstates is performed in [12, 42]. For a given classical cat map S , such states exist only for some particular values of the inverse Planck's constant N , in which case they are quite scarce (they generate a subspace of \mathcal{H}_N of dimension small compared to N). Moreover, their quasi-energies are usually degenerate. On the other hand, the regularity of the constellations allows us to estimate more precisely the invariant functionals, as well as the phase variations. Indeed, an alternative characterization of such a lattice state is that its Bargmann function can be written as a single Jacobi theta function [42]. For instance, if the eigenconstellation is the lattice on $T_{\mathbb{C}}$ generated by the two complex numbers $[v_1, v_2]$ ordered s.t. $\Im(\tau \stackrel{\text{def}}{=} v_2/v_1) > 0$, then the corresponding Bargmann and Husimi functions read

$$\begin{aligned}\psi(z) &= \chi\left(\frac{z}{\sqrt{2}v_1}|\tau\right), \\ H_\psi(x) &= H_{\chi(\tau)}(x/\sqrt{2}v_1),\end{aligned}\tag{55}$$

where the elementary functions $\chi(z|\tau)$, $H_{\chi(\tau)}$ are defined in equations (17). $\psi(z)$ is then quasiperiodic (and H_ψ is periodic) w.r.t. the lattice $[v_1, v_2]$, which is a stronger property than eq.(2) (the Husimi density of such an eigenstate is displayed in fig. 1a, top right). Precisely, for any point $v = nv_1 + mv_2$ of the lattice, we have

$$\begin{aligned}\psi(z+v) &= (-1)^{(n+m+nm)} e^{\pi N|v|^2 + 2\pi N z \bar{v}} \psi(z) \\ \implies \frac{\psi'}{\psi}(z+v) &= \frac{\psi'}{\psi}(z) + 2\pi N \bar{v}.\end{aligned}\tag{56}$$

A crucial property of these lattice eigenstates is that for a given cat map S , the values of the modulus τ stay inside a compact domain of the upper half-plane, namely a rectangle $|\Re(\tau)| \leq 1/2$, $1/2 \leq \Im(\tau) \leq C_S$, with C_S a constant independent of N (see Appendix B).

The norms and related functionals introduced in section 3.2 are invariant through a rescaling of the variable z , so they take the same values for $H_\psi(x)$ of equation (55) and $H_{\chi(\tau)}(x)$. Since these functionals are smooth functions of τ (cf. App. A), they are *bounded uniformly* w.r.t. N for all lattice eigenstates ψ of the quantum operators U_S associated to a given cat map S (the bounds depend on S).

Similarly, for such lattice states we get fine estimates of the logarithmic derivative of $\psi(z)$, using the quasiperiodicity (57). We obtain from eq.(55),

$$\int_{T_{\mathbb{C}}} \left| \frac{\psi'}{\psi}(z) - 2\pi N \bar{z} \right|^s d^2z = \frac{1}{2|v_1|^s} \frac{1}{\Im(\tau)} \int_{T_\tau} \left| \frac{1}{2}(\partial_q + i\partial_p) \log H_{\chi(\tau)}(q, p) \right|^s dq dp.\tag{58}$$

As τ stays inside a compact domain, the integral of $|\partial_z \log H_{\chi(\tau)}|^s$ on T_τ is bounded. On the other hand, we show in Appendix B that $|v_1|^{-1} = O(\sqrt{N})$, so we may strengthen

theorem 3:

$$\left\| \frac{1}{2\pi N} \frac{\psi'_N}{\psi_N}(z) - \bar{z} \right\|_s \leq \frac{C_{S,s}}{\sqrt{N}}, \quad \text{with } C_{S,s} \text{ indep. of } N. \quad (59)$$

On the Fourier side, to a given cat map S is associated a constant K_S s.t. for any lattice eigenstate ψ_N , the Fourier coefficients of the constellation (which are supported by the dual lattice) have the following property [42]:

$$\forall k \neq 0, \quad |k| \leq K_S \sqrt{N} \implies \rho_{N,k} = 0. \quad (60)$$

Notice that the above equation trivially implies that conjecture 1 holds for a sequence of lattice eigenstates, since $\rho_{N,k} = 0$ for N large enough.

5 Statistical model

In section 3.3, we observed that the values of the different functionals for eigenstates of quantum chaotic maps were surprisingly close to their average values over a certain ensemble of random vectors of \mathcal{H}_N , which indicates that a chaotic eigenstate ‘looks like’ a random state, at least in a certain sense. This remark is linked to the various random matrix conjectures in quantum chaos [32], since the eigenstate of a random matrix is a random state. We will not try to justify these conjectures in the following, but rather describe further the relevant random states and their properties, especially in the Bargmann–Husimi–stellar framework, in order to compare to them the corresponding quantities computed for eigenstates of quantum chaotic maps.

Such statistical models were already studied in alternative phase spaces, namely the 2-sphere and the plane [27, 29, 23, 26, 28], where the Bargmann functions are respectively polynomials or entire functions in z of controlled growth. The main observations concerning the statistical constellations were the following:

- first, the zeros are on average equidistributed over the phase space, or the classically allowed part thereof. This property matches the equidistribution we proved for the eigenstates with the Schnirelman property (theorem 1).
- second, zeros at short distance (approximately $\sqrt{\hbar}$) tend to repel each other [23, 26, 28]. Note that this typical distance coupled with the finite phase space volume imply a certain *rigidity* of the constellation. This phenomenon seems present also for eigenstates of quantum chaotic maps; nonetheless, we already argued that such a repulsion cannot be explained by Schnirelman’s property (cf. section 4.2.3). To characterize precisely the rigidity of the random constellations, one could study the statistics of their Voronoi tessellations (such tessellations are shown in figures 1a and 1b, bottom rows, for chaotic eigenstates). This approach was used for instance to characterize eigenvalues of large complex random matrices [33]. We did not investigate in this direction in the present article.

Symmetries

The several models we will introduce correspond to vectors with different symmetry properties; symmetries play a fundamental role in the *spectral* properties of random matrices [32], and their relevance in the description of random states has already been noticed [26, 28].

The classical maps we study are all invariant under parity $(q, p) \mapsto (-q, -p)$, and the quantizations we consider then yield either even or odd eigenstates; by linearity, the Bargmann functions of these eigenstates will also be even or odd functions of z . As a consequence, we will consider models of even random states (the treatment of odd states is very similar, and we skip it).

Besides, the classical maps can also have anti-canonical symmetries. The baker's map is invariant under the reflection $(q, p) \mapsto (p, q)$, and the simplest 'cat' map usually considered (i.e. the matrix $S = \begin{pmatrix} 2 & 1 \\ 3 & 2 \end{pmatrix}$) has the time-reversal symmetry $(q, p) \mapsto (q, -p)$. On the quantum side, these symmetries manifest themselves on the coefficients of eigenvectors. For instance, the time-reversal symmetry corresponds to eigenvectors with *real* Schrödinger coefficients, giving real Bargmann functions (i.e. $\psi(\bar{z}) = \overline{\psi(z)}$). Such a property has to be incorporated in the statistical model as well [26, 28].

It is possible to build chaotic maps on the torus with no anti-canonical symmetries (some generalized baker's maps, or for instance the cat map S' of eq. (13)). However, these systems are in practice much more hyperbolic than the simpler ones cited above, so that their semiclassical properties (e.g. scars) may appear only for very large values of N , which is inconvenient numerically. We nevertheless start our study by considering an ensemble of random vectors with no symmetry whatsoever; this model yields tractable analytical results, not all of which can be generalized to more complicated ensembles.

5.1 Model with no symmetry

We define a random state in $\mathcal{H}_{N,0}$ ($\varphi = 0$ without loss of generality), as:

$$\psi_{\{a\}} = \sum_{j=0}^{N-1} a_j |q_j\rangle_{N,0}, \quad (61)$$

where the Schrödinger coefficients a_j are random independent Gaussian complex variables with $\langle a_j \rangle_N = 0$, $\langle \bar{a}_j a_k \rangle_N = \delta_{jk}/N$. The states $|q_j\rangle_{N,0}$, $j = 0, \dots, N-1$, form the orthonormal basis of position eigenstates of $\mathcal{H}_{N,0}$ [42] (but the statistical ensemble is invariant through any unitary change of basis).

The vectors $\psi_{\{a\}}$ are not normalized a priori, but their square norm $n_2 = \|\psi_{\{a\}}\|^2$ has the distribution law

$$\frac{N^N}{(N-1)!} n_2^{N-1} e^{-Nn_2} dn_2 \sim \sqrt{\frac{N}{2\pi}} \exp\left\{-\frac{N(n_2-1)^2}{2}\right\} dn_2, \quad (62)$$

increasingly peaked around $n_2 = 1$ in the limit $N \rightarrow \infty$. With this fact in mind, we can still calculate the typical values of the different functionals introduced in section 3.2.

The distribution law of the Bargmann function at a given point z_o is the Gaussian $\frac{1}{\pi\sigma_{z_o}} e^{-\frac{|\psi|^2}{\sigma_{z_o}}} d^2\psi$, with width

$$\sigma_{z_o} = \frac{1}{N} \sum_{j=0}^{N-1} |\langle z_o | q_j \rangle_{N,0}|^2. \quad (63)$$

This width is actually a particular case of the correlation function $\langle \psi(z_1) \overline{\psi(z_2)} \rangle_N$ which happens to be the crucial quantity of the statistical model. We give its value for N an even integer (the formula for N odd is slightly more complicated, but has the same large- N behavior):

$$\begin{aligned} \langle \psi(z_1) \overline{\psi(z_2)} \rangle_N &= N^{-1} \sum_{j=0}^{N-1} \langle z_1 | q_j \rangle_{N,0} \overline{\langle z_2 | q_j \rangle_{N,0}} \\ &= N^{-1} {}_{N,0} \langle z_1 | z_2 \rangle_{N,0} \\ &= e^{2\pi N z_1 \bar{z}_2} \theta_3\left(\pi N \frac{z_1 + \bar{z}_2}{\sqrt{2}} \mid iN/2\right) \theta_3\left(i\pi N \frac{z_1 - \bar{z}_2}{\sqrt{2}} \mid iN/2\right). \end{aligned} \quad (64)$$

The above formula for overlaps of coherent states on the torus is compatible with the corresponding estimates derived in [14, §8.2] and [15, §1.4.2]. We deduce from this that the distribution law of the Husimi function at a given point $x = (q, p)$ is the exponential

$$\frac{1}{\tilde{\sigma}_x} e^{-H/\tilde{\sigma}_x} dH, \quad \text{with } \tilde{\sigma}_x = \theta_3(\pi N q \mid iN/2) \theta_3(\pi N p \mid iN/2), \quad (65)$$

and the limit $\tilde{\sigma}_x \sim 1$ holds exponentially uniformly on \mathbb{T}^2 as $N \rightarrow \infty$. Notice that $\tilde{\sigma}_x$ is also the square-norm of the torus coherent state $|z\rangle_{N,0}$, up to the factor $N e^{2\pi N z \bar{z}}$. From this pointwise distribution, we can derive the following averages, leading to the typical values of several invariants as given in table 1,

$$\left\langle \int_{\mathbb{T}^2} H(x)^2 dx \right\rangle_N = 2 \theta_3(0 \mid iN)^2 \sim 2 + 8 e^{-\pi N} \quad (66)$$

$$\left\langle \int_{\mathbb{T}^2} H(x)^s dx \int_{\mathbb{T}^2} H(y)^t dy \right\rangle_N \sim \Gamma(1+s)\Gamma(1+t) \left\{ 1 + \frac{1}{N} \int_0^\infty \frac{1}{u} [{}_2F_1(-s, -t; 1; u) - 1] du \right\} \quad (67)$$

$$\left\langle \int_{\mathbb{T}^2} \log H(x) dx \right\rangle_N = -\gamma + 2 \log \eta(iN/2) + \pi N/12 \sim -\gamma - 2 e^{-\pi N} \quad (68)$$

$$\left\langle \int_{\mathbb{T}^2} H(x) \log H(x) dx \right\rangle_N = 1 - \gamma + 2 \int_0^1 \theta_3(\pi q \mid iN/2) \log \theta_3(\pi q \mid iN/2) dq \sim 1 - \gamma + 2 e^{-\pi N}.$$

(${}_2F_1(a, b; c; z)$ is the hypergeometric function [2, vol. 1, chap. 2]; the function $\eta(\tau)$ is Dedekind's modular form defined in appendix A; γ is Euler's constant). The second identity allows to derive the typical deviations from average values for the L^2 -norm, the geometric mean and the entropy.

The average sup-norm of a random state cannot be calculated by the same techniques as the other invariants. We can nevertheless obtain an upper bound for it (see Appendix C), as given in table 1:

$$\left\langle \|H\|_\infty \right\rangle_N \leq 2 \log N.$$

This result (which is the phase-space counterpart of similar estimates for sup-norms in the Schrödinger representation [34]) actually concerns a constrained ensemble of random vectors, namely the set of complex vectors on the unit sphere \mathcal{S}^N of $\mathcal{H}_{N,0}$, equipped with its standard measure:

$$\rho(a_0, \dots, a_{N-1}) = \frac{1}{\text{Vol}(\mathcal{S}^N)} \delta\left(1 - \sum_{j=0}^{N-1} |a_j|^2\right).$$

According to equation (62), in the semiclassical regime this (microcanonical) ensemble must yield the same average values as the (canonical) Gaussian ensemble studied so far, so we expect the above upper bound to hold for the Gaussian case as well.

5.1.1 Statistics of the constellations

Alternatively, it is possible to extract statistical properties for the constellations of the random Bargmann (or Husimi) functions, as was done in [26, 27] for a spherical phase space. The methods used therein can be transposed to the torus. Indeed, Hannay [27] shows that any joint probability function $\rho_k(z_1, z_2, \dots, z_k) d^2z_1 \dots d^2z_k$ of the zeros of random Bargmann functions can be computed from a unique $2k \times 2k$ correlation matrix, whose entries are the functions $\langle \psi(z_i) \overline{\psi(z_j)} \rangle_N$ and their derivatives w.r. to z_i or \bar{z}_j . Notice that both the Gaussian and microcanonical ensembles of random vectors *exactly* yield the same statistics for the zeros, which are independent of the normalization.

1-point function

The first relevant quantity is the average density of zeros on the torus, defined as $\rho_1(Z) = \langle N^{-1} \sum_{j=0}^{N-1} \delta(z - Z_j) \rangle_N$, where the Z_j are the zeros (ordered arbitrarily) of a sample $\psi_{\{a\}}(z)$. The δ functions are two-dimensional, and periodicized w.r. to $T_{\mathbb{C}}$. These notations will apply as well to the pair correlation function defined below. Hannay's formula reads

$$\rho_1(z) d^2z = \frac{1}{N\pi} \frac{\partial^2}{\partial z \partial \bar{z}} \log \langle \psi(z) \overline{\psi(z)} \rangle_N d^2z \quad (69)$$

$$\begin{aligned} \Rightarrow \rho_1(q, p) &= 1 + \pi N \sum_{m \geq 1} \frac{(-1)^m m}{\sinh(\pi N m / 2)} [\cos(2\pi N m q) + \cos(2\pi N m p)] \quad (70) \\ &\sim 1 - \frac{\pi N}{\sinh(\pi N / 2)} [\cos(2\pi N q) + \cos(2\pi N p)] \quad \text{as } N \rightarrow \infty. \end{aligned}$$

Therefore, in the semiclassical limit, the zeros of random Bargmann functions are equidistributed over $T_{\mathbb{C}}$. The deviations from perfect equidistribution ($\rho_1(x) \equiv 1$) are uniformly exponentially small, and periodic w.r. to the square lattice of side $1/N$: this seems related to the sum rule (7), which prevents the distribution of the constellations from being completely translation-invariant.

Derivative of ψ at the zeros

The Husimi density is very oscillatory in the semiclassical limit, due to the dense distribution of its zeros. In the vicinity of a zero z_i , it can be approximated by $H_\psi(z, \bar{z}) \approx$

$|(z - z_i)\psi'(z_i)|^2 e^{-2\pi N z_i \bar{z}_i}$. Therefore, the quantity $f(z_i) \stackrel{\text{def}}{=} |\psi'(z_i)|^2 e^{-2\pi N z_i \bar{z}_i}$ seems a reliable scalar to measure the local strength of H_ψ around z_i as built by all the other zeros, and it fluctuates much less than $H_\psi(z, \bar{z})$.

In our statistical framework, using the joint probability $\mathcal{D}(\psi_1, \psi'_1)$ of the Bargmann function and its derivative at a point z_1 , we can derive the distribution law of $N^{-1} \sum_{i=1}^N f(z_i)$ for $\{z_i\}$ the zeros of ψ : in the semiclassical limit, this law happens to be the so-called “1/2-Poisson law”

$$\frac{f}{(2\pi N)^2} e^{-f/2\pi N} df. \quad (71)$$

2-point function

The exact pair correlation function $\rho_2(z_1, z_2) = \left\langle N^{-2} \sum_{i \neq j} \delta(z_1 - Z_j) \delta(z_2 - Z_j) \right\rangle_N$ would already be too lengthy to write down, even in this model without symmetry. However, the formulae get much simpler in the semiclassical limit, i.e. by neglecting exponentially small corrections: we then recover an expression very similar to the one applying to the spherical phase space. Actually, we use the fact that the fundamental correlation function $\left\langle \psi(z_1) \overline{\psi(z_2)} \right\rangle_N$ is given semiclassically by the kernel $e^{2\pi N z_1 \bar{z}_2}$, uniformly when the separation $\delta z = z_1 - z_2$ stays inside a compact square $|\delta q| \leq 1/2 - \epsilon$, $|\delta p| \leq 1/2 - \epsilon$ (in such a square, the theta functions in eq.(64) converge uniformly to 1). In this regime, the simplicity of this kernel yields for ρ_2 a formula both translation-invariant and isotropic, identical to the one found for the sphere [27, 26]:

$$\rho_2(x_1, x_2) \sim g(\sqrt{\pi N/2} |\delta x|) \quad \text{as } N \rightarrow \infty, \quad (72)$$

$$\text{with } g(r) \stackrel{\text{def}}{=} \frac{(\sinh^2 r^2 + r^4) \cosh r^2 - 2r^2 \sinh r^2}{\sinh^3 r^2}. \quad (73)$$

The function $g(r)$ is displayed on figure 6 (left). It starts quadratically near the origin, and converges to $1 \sim \rho_1(x_1)\rho_1(x_2)$ as soon as $|x_1 - x_2| \gg 1/\sqrt{N}$. The zeros (interpreted as interacting particles), repel each other at short distance, and become uncorrelated at distances larger than the mean spacing $1/\sqrt{N}$.

In the case where $|\delta q|$ or $|\delta p|$ is near $1/2$, we cannot use the kernel $e^{2\pi N z_1 \bar{z}_2}$ any more, but a direct estimation of the different terms contributing to ρ_2 leads to the large- N uniform value $\rho_2(x_1, x_2) \sim 1$, as was expected from the shape of $g(r)$. The periodicity of ρ_2 w.r. to \mathbb{T}^2 then yields a uniform semiclassical approximation for it valid everywhere.

Fourier coefficients

In a series of articles [23, 24, 26], formula (72) was compared with numerical computations using eigenstates of quantum chaotic maps on the sphere or on the torus, and an excellent agreement was found. However, averaging over many eigenstates was necessary to recover the shape of the statistical result. Moreover, such a direct comparison yields information about the short-distance correlations between the zeros, whereas we are also interested in the global properties of the constellations. In fact, the semiclassical properties of eigenfunctions are certainly not given by the precise position of a given zero, but rather by interferences between a large number of them. Consequently, as we already

explained in section 3.5, we think that some relevant semiclassical information may lie in the Fourier coefficients of the density of zeros rather than in their individual positions (see section 6 below). We can actually estimate these Fourier coefficients in our statistical framework.

The formula for the average density $\rho_1(x)$ shows that $\langle \rho_k \rangle_N = \delta_k$ up to exponentially small corrections.

More information is contained in the second moments of the coefficients. We are thus led to the *form factor* of the random constellations, defined for any $k \in \mathbb{Z}^2$ by

$$\langle |\rho_k|^2 \rangle_N = \frac{1}{N} + \int_{\mathbb{T}^2} d^2x_1 d^2x_2 e^{-2i\pi k \cdot (x_1 - x_2)} \rho_2(x_1, x_2), \quad (74)$$

where ρ_2 is the pair correlation function corresponding to random states in $\mathcal{H}_{N,0}$. Using the asymptotic formula (72) for ρ_2 and integrating over the angular variable, then integrating by parts, we obtain the following integral and series representations, valid as $N \rightarrow \infty$ up to exponentially small corrections. To this order, the isotropy of ρ_2 in (72) implies the isotropy of the form factor:

$$\langle |\rho_k|^2 \rangle_N \sim \delta_k + N^{-1} F_2(|k|/\sqrt{N}) \quad (75)$$

$$\text{with } F_2(\kappa) = -2\pi\kappa^2 \int_0^\infty y J_2(\kappa\sqrt{8\pi y}) (1 - \coth y) dy \quad (76)$$

$$= \pi^2\kappa^4 \sum_{n \geq 0} \frac{(-\pi)^n \zeta(n+3)}{n!} \kappa^{2n} \quad (77)$$

where J_2 is the Bessel function and $\zeta(n) = \sum_{j>0} j^{-n}$ the Riemann zeta function. Rigorously, $\langle |\rho_k|^2 \rangle_N$ is only defined for integer k , but the limit $N \rightarrow \infty$ involves the values of $F_2(\kappa)$ for $\kappa \in \mathbb{R}_+$. We were not able to find a simpler expression for the rescaled function F_2 , which is shown on figure 6 (right). The curve $F_2(\kappa)$ looks vaguely similar to the curve $g(r)$ of figure 6 (left), but the two functions have different behaviors near the origin. Whereas $g(r) \sim r^2$ for small r , the series (77) shows that for fixed $k \neq 0$,

$$\sqrt{\langle |\rho_k|^2 \rangle_N} \sim \pi \sqrt{\zeta(3)} |k|^2 N^{-3/2} \text{ when } N \rightarrow \infty. \quad (78)$$

Therefore, the decay property stated in conjecture 1 is amply fulfilled on average for sequences of random states.

Notice that we also obtained here the typical dependence of $|\rho_k|$ as a function of k for fixed N , of which we had no idea from our deterministic point of view of section 4.

The linear relation (23) in Fourier space between the density of zeros and the logarithm of the Husimi density provides us with some statistical information about the latter:

$$\langle |h_k|^2 \rangle_N \sim N^{-3} \frac{F_2(\kappa)}{\pi^2 \kappa^4} \text{ as } N \rightarrow \infty. \quad (79)$$

This scaling function is also plotted on figure 6 right (dot-dashed curve). In particular, if one fixes $0 \neq k \in \mathbb{Z}^2$, then

$$N^3 \langle |h_k|^2 \rangle_N \rightarrow \zeta(3) \text{ as } N \rightarrow \infty. \quad (80)$$

5.2 Even-parity model

The statistical model we have just studied had the advantage of translation invariance and isotropy, up to exponentially small terms in the semiclassical limit. However, the chaotic maps on the torus that we studied numerically have the parity symmetry, and their eigenstates are either even or odd, in both the Schrödinger and Bargmann representations. This property then has to be incorporated in the statistical model. We will only write down the statistical properties of random *even* states, and to simplify the formulas we restrict ourselves to the case N even.

The correct ensemble is built in the following way: we take a random Bargmann function $\psi_{\{a\}}(z)$ from the ensemble with no symmetry (61), and consider the symmetrized function

$$\psi^{\text{even}}(z) \stackrel{\text{def}}{=} \frac{\psi_{\{a\}}(z) + \psi_{\{a\}}(-z)}{\sqrt{2}} \quad (81)$$

$$\begin{aligned} &= \sqrt{2}a_0 \langle z|q_0\rangle_{N,0} + \sum_{j=1}^{N/2-1} \frac{a_j + a_{N-j}}{\sqrt{2}} (\langle z|q_j\rangle_{N,0} + \langle z|q_{N-j}\rangle_{N,0}) + \sqrt{2}a_{N/2} \langle z|q_{N/2}\rangle_{N,0} \\ &= b_0 \langle z|q_0\rangle_{N,0} + b_{N/2} \langle z|q_{N/2}\rangle_{N,0} + \sum_{j=1}^{N/2-1} b_j (\langle z|q_j\rangle_{N,0} + \langle z|q_{N-j}\rangle_{N,0}), \end{aligned} \quad (82)$$

so the new random independent Gaussian complex variables b_j have the variances $\langle |b_0|^2 \rangle_N = \langle |b_{N/2}|^2 \rangle_N = 2/N$, $\langle |b_j|^2 \rangle_N = 1/N$ for $j = 1, \dots, N/2 - 1$. For this ensemble too, all interesting quantities can be evaluated by use of the correlation function

$$\langle \psi(z_1) \overline{\psi(z_2)} \rangle_N^{\text{even}} = \langle \psi(z_1) \overline{\psi(z_2)} \rangle_N + \langle \psi(z_1) \overline{\psi(-z_2)} \rangle_N. \quad (83)$$

Therefore, we have the uniform semiclassical approximation $\langle \psi(z_1) \overline{\psi(z_2)} \rangle_N^{\text{even}} \sim 2 \cosh(2\pi N z_1 \bar{z}_2)$ as long as both $(x_1 - x_2)$ and $(x_1 + x_2)$ stay inside a square of side $1 - \epsilon$ centered on the origin (in this square, this formula holds up to exponentially small corrections).

The distribution laws of the Bargmann and Husimi functions are slightly changed from the case with no symmetry. The modification concerns the widths of the Gaussian (resp. exponential) distributions:

$$\sigma_z^{\text{even}} = \langle \psi(z) \overline{\psi(z)} \rangle_N^{\text{even}} \quad (84)$$

$$\implies \tilde{\sigma}_x^{\text{even}} = \tilde{\sigma}_x + e^{-2\pi N(q^2+p^2)} \theta_3(i\pi Nq \mid iN/2) \theta_3(i\pi Np \mid iN/2). \quad (85)$$

The second term implies that the random even Husimi function has a ‘bump’ of height 2 and width $\sim 1/\sqrt{N}$ at the four P-invariant points $(0, 0)$, $(1/2, 0)$, $(0, 1/2)$, $(1/2, 1/2)$ (i.e. the points where $x = -x$ modulo \mathbb{T}^2); at a distance $\gg 1/\sqrt{N}$ from these special points, this term is small, and $\sigma_x^{\text{even}} \sim 1$. A consequence of these ‘bumps’ is that the average square-norm of ψ is now N -dependent: $\langle \|\psi\|^2 \rangle_N^{\text{even}} = 1 + 2/N$. The average values of the other functionals similarly differ by terms of order $1/N$ from their values without parity.

1-point function

The average density of zeros is modified by parity in a manner dual to the ‘bumps’ of the Husimi density, i.e. it decreases in the vicinity of the symmetry points. Indeed, when $|q| \leq 1/4 - \epsilon$, $|p| \leq 1/4 - \epsilon$ and N is large, the approximation $\langle |\psi(z)|^2 \rangle_N \sim 2 \cosh(2\pi N|z|^2)$ in equation (69) yields:

$$\rho_1^{\text{even}}(x) \sim \tanh(\pi N x^2) + \frac{\pi N x^2}{\cosh^2(\pi N x^2)} \quad (86)$$

(we show $\rho_1^{\text{even}}(x)$ for small x in figure 7 left, solid curve). The form of $\rho_1^{\text{even}}(x)$ in the remaining part of \mathbb{T}^2 can be obtained through its periodicity: $\rho_1^{\text{even}}(q, p) = \rho_1^{\text{even}}(q + 1/2, p) = \rho_1^{\text{even}}(q, p + 1/2)$. The decrease of the density near the symmetry points can be explained as the repulsion between the zeros z and $-z$ which come close to each other when they approach the symmetry points.

2-point function

The pair correlation function, now defined as $\rho_2^{\text{even}}(z_1, z_2) = \langle N^{-2} \sum_{Z_i \neq \pm Z_j} \delta(z_1 - Z_i) \delta(z_2 - Z_j) \rangle_N$, can be calculated by the same techniques as in [27], using the asymptotic correlation function $\langle \psi(z_1) \overline{\psi(z_2)} \rangle_N^{\text{even}} \sim 2 \cosh(2\pi N z_1 \bar{z}_2)$. The exact asymptotic result cannot be written down in a concise way (it depends explicitly on both z_1 and z_2). However, if x_1, x_2 are not in the vicinity of the *same* symmetry point x_{sym} (i.e. we do not have simultaneously $|x_1 - x_{\text{sym}}| = O(1/\sqrt{N})$ and $|x_2 - x_{\text{sym}}| = O(1/\sqrt{N})$), the pair correlation function is approximatively

$$\rho_2^{\text{even}}(x_1, x_2) \sim \rho_1^{\text{even}}(x_1) \rho_1^{\text{even}}(x_2) \rho_2(x_1, x_2) \rho_2(x_1, -x_2) \quad (87)$$

where ρ_2 is the 2-point function for random states with no parity.

Fourier coefficients

Due to the inhomogeneity of ρ_1 , the averages of the Fourier coefficients are no longer exponentially small in N , as was the case with no symmetry. The periodicity of ρ_1^{even} entails that $\langle \rho_k \rangle_N^{\text{even}} = 0$ unless k_q and k_p are both even. In that case, we have

$$\begin{aligned} \langle \rho_k \rangle_N^{\text{even}} &= \delta_k + \frac{1}{N} F_1(|k|/\sqrt{N}) \\ \text{with } F_1(\kappa) &= 4\kappa \int_0^\infty \sqrt{\pi y} J_1(2\kappa \sqrt{\pi y}) (\tanh(y) - 1) dy \end{aligned} \quad (88)$$

This provides us with the following asymptotic behaviors of $\langle \rho_k \rangle_N^{\text{even}}$ (see fig. 8, dashed curve):

$$\langle \rho_k \rangle_N^{\text{even}} = \delta_k - \frac{\pi^3 k^2}{6 N^2} + O(k^4/N^3) \quad \text{for small } k/\sqrt{N}, \quad (89)$$

$$\langle \rho_k \rangle_N^{\text{even}} = O(N^{-1}) \quad \text{as } \frac{k}{\sqrt{N}} \rightarrow \infty. \quad (90)$$

The form factor is now given by

$$\langle |\rho_k|^2 \rangle_N^{\text{even}} = \frac{1}{N} + \frac{1}{N} \langle \rho_{2k} \rangle_N^{\text{even}} + \int_{\mathbb{T}^2} d^2 x_1 d^2 x_2 e^{-2i\pi k \cdot (x_1 - x_2)} \rho_2^{\text{even}}(x_1, x_2), \quad (91)$$

A simple Riemann–Lebesgue argument for the second and last terms in this formula implies that that $\langle |\rho_k|^2 \rangle_N^{\text{even}}$ converges to $1/N$ for large (k/\sqrt{N}) , as was the case in the former section. On the other hand, using the approximation (87) away from the symmetry points, we obtain the following expression in terms of k/\sqrt{N} :

$$\langle |\rho_k|^2 \rangle_N^{\text{even}} = \delta_k + \frac{1}{N} F_2(|k|/\sqrt{N}) + \frac{1}{N^2} F_{\text{corr}}(k/\sqrt{N}) + O(1/N^3), \quad (92)$$

where $F_2(\kappa)$ is the function given in equation (77). F_{corr} is not known analytically; it is bounded and its Taylor series starts by a term of the form $\alpha k^2/N$ with $\alpha \geq 0$, but we do not know if higher terms are isotropic.

Nevertheless, equation (92) shows that the dominant shape of the form factor as a function of k/\sqrt{N} is unchanged from the model with no parity: we can therefore compare this analytical expression to the data for the cat map S' (see section 6 and fig. 9a). Besides, for this model we see that $(\langle \rho_k \rangle_N^{\text{even}})^2$ is of higher order in N^{-1} than $\langle |\rho_k|^2 \rangle_N^{\text{even}}$, as functions of κ , so that $\langle \rho_k \rangle_N^{\text{even}}$ might be difficult to detect (88) in the numerical data for large N .

On the other hand, if one fixes k and studies the N -dependence of the coefficient ρ_k (resp. h_k), the large- N asymptotics are slightly different from the asymmetric model (eq. (78) and (80)):

$$\begin{aligned} \langle |\rho_k|^2 \rangle_N^{\text{even}} &\sim \frac{1}{N^3} (\pi^2 \zeta(3) k^4 + \alpha k^2), \\ \langle |h_k|^2 \rangle_N^{\text{even}} &\sim \frac{1}{N^3} (\zeta(3) + \frac{\alpha}{\pi^2 k^2}). \end{aligned} \quad (93)$$

We therefore recover the $N^{-3/2}$ behavior, but with different prefactors (unless α vanishes, of course).

5.3 Real even-parity model

In order to fit the numerical data for the simple cat map $S = \begin{pmatrix} 2 & 1 \\ 3 & 2 \end{pmatrix}$ or the baker's map, we study a statistical ensemble of real even states (once more, we restrict ourselves to even values of N). This ensemble is still defined by the formula (82), but the b_j are now random Gaussian independent *real* variables, with the same variances as in the complex case. Models of random real *polynomials* (without parity symmetry) were studied in detail in the literature [29, 26, 28, 30].

Due to reality, the distribution laws of the Bargmann function or its derivative do not only depend on the modulus $|\psi|$, but also on its phase. However, these distributions are

still Gaussian in the variables $\Re\psi, \Im\psi, \Re\psi', \Im\psi'$ [28]. On the other hand, the distributions of the Husimi function and the averages of its invariant functionals are unchanged from the ensemble of complex even random states (former section).

By contrast, the reality of the b_j modifies drastically the statistics of the zeros. Since $\psi(z)$ is real and even, its zeros come either in quadruplets of complex numbers $\{z, -z, \bar{z}, -\bar{z}\}$, or in couples $\{z_r, -z_r\}$ situated on one of the four symmetry axes $\{\Im z = 0\}$, $\{\Im z = 1/2\sqrt{2}\}$, $\{\Re z = 0\}$, $\{\Re z = 1/2\sqrt{2}\}$. The statistics of these two types of zeros are quite different, but both are still obtained from the correlation functions $\langle \psi(z_1)\overline{\psi(z_2)} \rangle_N$ and $\langle \psi(z_1)\psi(z_2) \rangle_N = \langle \psi(z_1)\overline{\psi(\bar{z}_2)} \rangle_N$. Since the b_j have the same variances as in the complex case, these functions are still given by equations (83,64).

We use the formalism of [28] to derive the average density ρ_1^{cmplx} of *complex* zeros: for $|q| \leq 1/4 - \epsilon$, $|p| \leq 1/4 - \epsilon$, we obtain semiclassically

$$\rho_1^{\text{cmplx}}(x) \sim G_1(\sqrt{\pi N}q, \sqrt{\pi N}p), \quad \text{where} \quad (94)$$

$$G_1(Q, P) = \frac{1}{d_1(Q, P)^{3/2}} \left\{ d_1(Q, P) \sinh(Q^2 + P^2) + 2 \sinh(Q^2 - P^2) [Q^2 \sinh 2P^2 - P^2 \sinh 2Q^2] - 2QP \sinh(Q^2 + P^2) \sin(4QP) \right\}$$

$$\text{with } d_1(Q, P) = \sinh 2Q^2 \sinh 2P^2 + \sin^2(2QP).$$

Figure 7 (right) shows a contour plot of $G_1(Q, P)$ near the origin, in the first quadrant. Away from the symmetry points, this formula yields back the expression G_{RP} corresponding to complex zeros of real random polynomials: for instance, near the real axis but for q far from $\frac{1}{2}\mathbb{Z}$, we have

$$G_1(Q, P) \sim G_{\text{RP}}(P) = \frac{1 - (1 + 4P^2)e^{-4P^2}}{(1 - e^{-4P^2})^{3/2}} \quad (95)$$

(the function G_{RP} is shown in fig. 7 left, dashed curve). Away from the symmetry axes (i.e. at a distance $\gg 1/\sqrt{N}$), we recover a uniform density $\rho_1^{\text{cmplx}}(x) \sim 1$. We get the density on the whole torus using the same periodicity properties as in the complex even case.

A separate treatment has to be made for zeros on the symmetry axes [26, 29, 30]. It yields a singular density on these axes:

$$\rho_1^{\text{sing}}(x) = \frac{1}{\sqrt{\pi N}} \{ \delta(p) + \delta(p - 1/2) \} G_1^{\text{sing}}(\sqrt{\pi N}q) + (q \leftrightarrow p), \quad (96)$$

$$\text{with } G_1^{\text{sing}}(Q) \stackrel{\text{def}}{=} \left(\tanh(Q^2) + \frac{Q^2}{\cosh^2(Q^2)} \right)^{1/2} \quad (97)$$

(see fig. 7 left, dotted curve). Among the N zeros of $\psi(z)$, the proportion situated on the symmetry axes is asymptotically $4/\sqrt{\pi N}$, which corresponds exactly to the difference $1 - \int_{\mathbb{T}^2} \rho_1^{\text{cmplx}}(x) dx$.

The description of the pair correlation function is too involved to be presented here. Far from the symmetry points, it reproduces the results of [28], where it was shown that the function $\rho_2^{\text{cmplx}}(x_1, x_2)$ takes the isotropic form (72) when x_1 and x_2 are far from the symmetry axes, whereas the repulsion takes a different shape near the axes. As for the zeros on the symmetry axes, they repel each other as in the case of real random polynomials [31, eq. (5.35)], as long as they stay away from x_{sym} .

We did not compute explicitly the form factor for this ensemble, but we noticed qualitative modifications for the averages of the Fourier coefficients, due to the strong anisotropy of ρ_1 , and its singular part. Writing $\langle \rho_k \rangle_N$ as a function of $\kappa = k/\sqrt{N}$, the dominant contribution is not isotropic; in case both k_q and k_p are even, we get the formula:

$$\langle \rho_k \rangle_N^{\text{real}} \sim \delta_k + \frac{2}{\sqrt{\pi N}} \{ \delta_{k_q} F_{\text{RP}}(\kappa_p) + \delta_{k_p} F_{\text{RP}}(\kappa_q) \} + \frac{1}{\pi N} F_{\text{point}}(\kappa). \quad (98)$$

where F_{RP} is the Fourier transform of $G_{\text{RP}}(Q) + \delta(Q)$; F_{point} is unknown analytically, it gives the corrections due to the symmetry points. The term in $1/\sqrt{N}$ is clearly anisotropic. We could not obtain a closed formula for F_{RP} , but only the following limits (see fig. 8, solid curve):

$$F_{\text{RP}}(\kappa) = O(\kappa^2) \quad \text{as } \kappa \rightarrow 0 \quad (99)$$

$$F_{\text{RP}}(\kappa) \sim 1 - \frac{1}{2\pi\kappa^2} \quad \text{as } \kappa \rightarrow \infty. \quad (100)$$

Notice that the dominant term of $(\langle \rho_k \rangle_N^{\text{real}})^2$ is of the same order $1/N$ as the form factor derived for the complex model (92): although we did not compute the form factor in the real model, we nonetheless expect the anisotropy to be visible in numerical data, especially for $\kappa \gtrsim 1$. More precisely, it seems reasonable to conjecture that the variance $\Delta \rho_k^2 = \langle |\rho_k|^2 \rangle_N^{\text{real}} - (\langle \rho_k \rangle_N^{\text{real}})^2$ is not very different from its value in the complex model, in particular it should be almost isotropic. This assumption provides the following tentative formula for the form factor:

$$\langle |\rho_k|^2 \rangle_N^{\text{real}} \approx (\langle \rho_k \rangle_N^{\text{real}})^2 + \langle |\rho_k|^2 \rangle_N^{\text{even}} \quad (101)$$

$$\approx \frac{1}{N} \left(\frac{4}{\pi} \{ \delta_{k_q} F_{\text{RP}}^2(\kappa_p) + \delta_{k_p} F_{\text{RP}}^2(\kappa_q) \} + F_2(|\kappa|) \right) \quad (102)$$

In the next section, we will use this approximate formula (see fig. 6 right, dashed curve) to probe the anisotropy of the averaged Fourier coefficients of eigenstates for the cat map S and the baker's map. The fixed- k asymptotics for $|\rho_k|$ given by (101) is still $\propto N^{-3/2}$:

$$\langle |\rho_k|^2 \rangle_N^{\text{real}} \approx \frac{1}{N^3} \left\{ \pi^2 \zeta(3) k^4 + \frac{4\beta}{\pi} (\delta_{k_q} k_p^2 + \delta_{k_p} k_q^2) \right\}, \quad (103)$$

using the asymptotics $F_{\text{RP}}(\kappa) \sim \beta \kappa^2$ as $\kappa \rightarrow 0$. (The corresponding equation for h_k is easy to derive).

6 Results and questions about the Fourier coefficients

We now return in greater detail to the Fourier coefficients of chaotic eigenconstellations.

The Fourier transform of a density of N points on the torus was defined in eq. (21) as

$$\rho_k = \frac{1}{N} \sum_{j=1}^N e^{-2\pi i k \cdot x_j}, \quad k \in \mathbb{Z}^2, \quad (104)$$

$\rho_0 \equiv 1$ entirely corresponds to the normalization, but in all other respects it must be understood that the restriction $k \neq 0$ expressly applies. The Fourier coefficients ρ_k have already appeared several times above:

1) the equidistribution of zeros in the phase space was most simply expressed as the property that each ρ_k *individually* tends to zero as $N \rightarrow +\infty$; we further argued that the Schnirelman property could amount to a stronger statement about their rate of decrease, as being $o(N^{-1})$ (our conjecture 1).

2) The simple toy constellation of Sec.4.2.4 carried a modulation essentially produced by the lowest Fourier coefficients ($|k| = 1$); this largest possible wavelength was nevertheless able to excite an extremely localized ‘artificial scar’; this illustrates the idea that semiclassical features of Husimi densities are likely to be strongly coupled with collective (rather than individual) degrees of freedom of the zeros, of which Fourier coefficients are an example.

3) Statistical ensembles of zeros make predictions about the moments of the Fourier coefficients; especially, the model without symmetry predicts the quadratic average $\langle |\rho_k|^2 \rangle_N$ to be an isotropic function, universal up to the axis scales, explicitly describable for small or large k ; the large- N behavior $[\langle |\rho_k|^2 \rangle_N]^{1/2} \sim \pi \sqrt{\zeta(3)} |k|^2 N^{-3/2}$ followed.

4) Eq.(12), relating the logarithm of the Husimi function to the density of zeros $\rho(x)$, was made diagonal in the Fourier space by eq.(23), as

$$h_k = -\frac{\rho_k}{\pi |k|^2} \quad (\text{except : } h_0 \equiv 0) \quad \text{where } \tilde{h}(x) = \sum_{k \in \mathbb{Z}^2} h_k e^{2\pi i k \cdot x}. \quad (105)$$

We will now try to build a (still partial) Fourier picture of chaotic eigenconstellations incorporating the previous remarks. We have just listed several arguments supporting this Fourier approach, but difficulties also arise which can however be worded as interesting problems.

a) lack of physical cogency: any (semi)classical meaning of the Fourier space and of the action of classical maps upon it are presently quite unclear — save for linear (cat) maps —, and so are the quantum and semiclassical dynamics in this Fourier picture;

b) besides eq. (105), another piece of the link from $\rho(x)$ to the Husimi density is the formula $H(x) = c e^{N\tilde{h}(x)}$ (with $c \equiv 1/\text{GM}[H]$), and now this relation is local in the phase space, and also nonlinear; its Fourier space translation is then quite intractable, meaning that we cannot easily transform the Fourier coefficients of $\log H$ (the primary objects of interest, in our approach) into those of the Husimi density itself (which would also relate simply to the Fourier coefficients of the Wigner function);

c) a basic well known difficulty with Fourier transformation is that it obliterates the very special nature (positivity and finite parametrization) of this density ρ . The zeros being noteworthy for their 1–1 correspondence with pure states, it is specially desirable to fight the redundancy now reinstated by going to a countable set of Fourier coefficients, and this point is discussed next.

6.1 Essential Fourier coefficients

Problems: can one identify a minimal finite set (of size $O(N)$) of Fourier coefficients ρ_k that will optimally encode, and robustly restore, the coordinates of the N zeros in any configuration? Such Fourier coefficients (dubbed ‘essential’), which are in finite number, will then determine all the others, in a way which can also be asked.

In one dimension this is a classic problem: the Fourier transformation (104) on a 1-d torus, setting $z_j = e^{-2\pi i x_j}$, becomes $\{z_j\} \mapsto \{\rho_k = \sum_{j=1}^N z_j^k\}$, the celebrated mapping from sets of N points to their symmetric functions. This mapping is known to be algebraically invertible using the first N symmetric functions as data; the solution relies on certain cumulant expansions, which also happen to play a role in the semiclassical analysis of determinants of quantum eigenvalues. It is thus interesting to encounter a 2-d analog of this problem in connection with the corresponding analysis for eigenfunctions.

This problem seems much harder than its 1-d progenitor, and we do not know if it has been answered. This difficulty is seen from elementary geometry (area estimates). The issue is to preserve and recover an amount of information consisting of $2N$ independent real numbers (initially: the coordinates of the zeros, essentially arbitrary). To optimize isotropy and robustness, we will seek this information only in *radially* truncated Fourier transforms: $\{\rho_k\}_{k \in D_K}$, $D_K =$ the disk $\{|k| \leq K\}$; the symmetry relation $\rho_{-k} \equiv \bar{\rho}_k \forall k$ (expressing the reality of $\rho(x)$) then makes each complex Fourier coefficient in the set count as real, while their total number can be estimated by the disk area πK^2 . All in all, lossless encoding then requires an area of at least $2N$. It is also hard to conceive how the lowest $2N$ Fourier coefficients could generically have ‘hidden’ dependence relations, besides any obvious symmetries. So we expect the Fourier data to be sufficient starting from the disk radius $K_{<} = \sqrt{N} \kappa_{<}$ with $\kappa_{<} \stackrel{\text{def}}{=} \sqrt{2/\pi} \approx 0.7979$.

But let us now examine the special family of all square lattices of zeros (possibly rotated) for any N . The Fourier transform of such a lattice is a Dirac delta distribution on the dual square k -lattice which has generators of length \sqrt{N} , so that all its Fourier coefficients vanish identically within any disk of area $< \pi N$, although this area is $\pi/2$ times the heuristic estimate above. The same reasoning using the optimizing lattice geometries in the sense of Sec.3.3 (lattices becoming equilateral triangular in the limit $N \rightarrow \infty$) further dilates this disk of indetermination up to the area $2\pi N/\sqrt{3}$. Within any lesser radius, then, some patterns will be totally undetectable and hence undeterminable (e.g., almost equilateral-triangular lattices will be undistinguishable from any of their translated or rotated images). Intuitively we also believe this is the worst possible case for the present argument. We thus expect the Fourier data to be unambiguous only from the disk radius $K_{>} = \sqrt{N} \kappa_{>}$ with $\kappa_{>} \stackrel{\text{def}}{=} \sqrt{2/\sqrt{3}} \approx 1.0746$.

So, contrary to the 1-d case where the two radii are reached simultaneously at N , here there is a gap of a factor $\sqrt{\pi/\sqrt{3}} \approx 1.3468$ from an inner radius $K_<$ from which we naively expect the information about the zeros to be generically preserved, to an outer radius $K_>$ needed for the actual recovery of the zeros in some cases, and hence for their robust reconstruction in all cases. In-between there seems to lie a blurred zone in which one could perhaps invert more and more robustly by adding redundancy gradually. This suggests that there may not exist a unique 'best' Fourier inversion algorithm feeding on finite Fourier data, in contrast to the 1-d case.

It is also interesting to consider this restoration issue for random data (complex-valued and without any symmetry, for simplicity). The relevant object is then the form factor $F_2(\kappa)$ with $\kappa \stackrel{\text{def}}{=} |k|/\sqrt{N}$ shown on fig. 6 right. For $\kappa \geq \kappa_>$ this form factor is virtually undistinguishable from being Poissonian; a *gradual* transition sets in around the annulus $\{\kappa_< < \kappa < \kappa_>\}$, and below $\kappa_<$ there lies a *basin* of increasingly damped expectation values as $\kappa \rightarrow 0$: this feature makes any individual fluctuations much more significant against the statistical noise in this region. But precisely, the essential Fourier coefficients all lie within this basin, hence they are the ones statistically enhanced (especially far inside). By contrast, the outer Fourier coefficients, which look completely like noise (Poissonian) and also dominate in average size, are devoid of primary meaning since they ought to be (complicated) functions of the lower ones. Moreover, the Husimi density itself is controlled, via $\tilde{h}(x)$, by the coefficients h_k of eq. (105) which have the form factor $\pi^{-2}F_2(\kappa)/\kappa^4$ of eq.(79), also shown on fig. 6 right. This form factor now enhances the coefficients in the essential region *numerically*, meaning that a resummation truncated within this region must give a fairly accurate picture of the function $\tilde{h}(x)$ on a scale where individual zeros cannot be separated (as will be validated numerically below).

6.2 Fourier coefficients for fixed N

6.2.1 Averaged behavior

We have computed the behavior as a function of k of Fourier coefficients ρ_k quadratically averaged over the whole basis of eigenfunctions at fixed N , for a few classically chaotic models. (All of these have the parity symmetry, which makes the ρ_k purely real.)

We first consider a dynamical model without anti-unitary symmetry: the cat map S' , because the corresponding statistical form factor is a well controllable isotropic function in Fourier space. (This actually holds for the statistical form factor without parity symmetry, the only one we can fully compute, but parity-induced deviations must be small for large N and are indeed not visible on our plots.) Fig.9a shows the mean values of $|\rho_k|^2$ and $|h_k|^2$ along selected directions in Fourier space for this map quantized with $N = 149$, restricting to even-parity eigenfunctions for definiteness. We did not compute a theoretical dispersion curve (involving 4-point correlation functions), but we note that the dispersions stay practically uniformly within 25% of the theoretical mean value curve, however low the latter becomes. We conclude that qualitatively speaking, the distribution of averages very closely follows a random-like behavior, in a perfectly isotropic fashion.

The results of the same calculations are now shown (fig.9b) for the cat map S and the baker's map, which both possess antiunitary symmetries. Random theory predicts a violation of isotropy already for $\langle \rho_k \rangle_N$ at large k along the directions dual to the symmetry lines, i.e., the two axes for the cat map vs the bisecting diagonals for the baker's map. Indeed, the averages $\langle |\rho_k|^2 \rangle_N$ are selectively larger in the specified singular directions. Isotropy improves as $k \rightarrow 0$, but the behavior stays systematically above the curve without symmetry. As was the case with the invariants, dispersions are noticeably larger for the baker than for the cat map. Still, the gross features remain qualitatively random-like as before.

6.2.2 Individual behavior

Firstly, anticipating Sec.6.3 (fig.13), we note that within the set of individual eigenstates of a fixed- N quantum map, each given Fourier coefficient viewed in isolation will have large relative fluctuations, like the invariants we studied before (fig.3).

We now consider the *collective* behavior of Fourier coefficients within *individual* eigenconstellations, by looking at fully 2-d Fourier plots of some characteristic states, earlier portrayed by Husimi plots (figs.1, 4). Although ρ_k and h_k are interchangeable as Fourier representations, their plots stress quite disjoint features of the solutions.

The striking fact about the ρ_k -plots (fig.10 top) is that, notwithstanding the large individual coefficient fluctuations, these plots neatly display a *central region where most Fourier coefficients are heavily depressed*, very much like the basin of the random model. This region appears for every single chaotic eigenstate we have examined in this manner, and its radius remains comparable to \sqrt{N} . The presence of this basin reflects, in the Fourier space, both the repulsion between the zeros and their equidistribution. We stress that this is now a *random-like feature generically embodied in individual chaotic eigenconstellations* (still on empirical grounds), and not in integrable ones.

As regards the h_k -plots (fig.10 bottom), we argue that they can reveal localized peaks of the Husimi densities such as scars. A measure for the presence of a point scar (taken at the origin, up to a trivial translation) can be given by an averaged value of $\tilde{h}(q, p)$ about that point: a relatively large and positive value will signal a scar. On the other hand, a convenient average over the correct width $O(N^{-1/2})$ is supplied by the partial Fourier sum $\tilde{h}_K \stackrel{\text{def}}{=} \sum_{|k| \leq K} h_k$ (truncated in the disk D_K) precisely when $K \approx \sqrt{N}$: i.e., this average is basically controlled by the essential Fourier coefficients. We can see indeed (fig.11) that as a function of the cutoff radius K , \tilde{h}_K gradually drifts towards its limiting value $= \tilde{h}(0, 0)$ while K grows within the basin, and basically stabilizes further out (unless a zero happens to accidentally lie very near the origin: then $\tilde{h}(0, 0)$ is very large and negative, but at the same time it is not a good estimator for the desired average). Moreover, the correct order of magnitude is often approached *well inside the basin*, i.e. the lower Fourier coefficients dominate the sum (as predicted by the shape of the form factor (79) in the random model). In conclusion, a scar or high density peak, taken at (or as) the origin, is betrayed by essential Fourier coefficients h_k which, *on a global trend*, fluctuate away from their averages $\langle h_k \rangle_N$ *in the positive direction, especially for low k* . (The argument

holds for $\Re(h_k)$ when the coefficients are complex.)

Fig. 12 illustrates, now over the whole phase space, three stages of the radially truncated Fourier resummation for the scarred $N = 128$ baker eigendensity of fig. 1b (center), using the respective cutoff values $K = 2$, $K = 9$ ($\approx K_<$), $K = 12$ ($\approx K_>$). The main scar already begins to emerge for $K = 2$ ($\approx 0.18\sqrt{N}$) which, upon desymmetrization, leaves only 4 (real) nonzero Fourier coefficients! At the other end we may consider the Husimi density as recovered (in the sense of measures), reasonably well for $K \approx K_<$ and quite well for $K = 12 \approx K_>$. By contrast, the individual zeros and the associated factorized structure of the Husimi density are washed away by the truncations, since the Fourier picture is dual (complementary) to the stellar representation. The next challenge is then to find some effective procedure to achieve the *eigenvector* reconstruction itself from these data, i.e., to unravel the zeros which will generate this function $\tilde{h}(x)$ already recovered on some coarse scale $O(1/\sqrt{N})$. The shape of the form factor and the example of the lattice states suggest that Fourier coefficients in the transition annulus $\{K_< \lesssim |k| \lesssim K_>\}$ may become critical for this purpose, all the more so when the zeros' repulsion is stronger and their pattern more rigid, but this example is special in that its duality is explicitly implementable (by the Poisson summation formula); for more disordered cases, no similar analytical handle is available and the restoration of the individual zeros remains an open problem.

One conclusion of this discussion is that Fourier coefficients of constellations can provide an imperfect but still effective way of reducing the number of parameters involved in the description of chaotic eigendensities: the number of essential Fourier coefficients is roughly comparable to the number of degrees of freedom of the zeros, but in practice their contribution to the Husimi density often decreases gradually with k to become negligible when or before the basin boundary is reached.

6.3 Fixed Fourier coefficients for variable N

We may now return to the issue of semiclassical ergodicity as expressed by the decay rates of fixed- k coefficients, say $h_k = -\rho_k/(\pi|k|^2)$, as $N \rightarrow \infty$. We present numerical data concerning the lower such coefficients $h_{1,0}$ and $h_{1,1}$ in graphic displays similar to the earlier plots of invariants (fig. 3). Fig.13a shows the values of those coefficients for even-parity eigenconstellations of the cat map S , in both log-linear and log-log plots, while fig.13b shows $h_{1,0}$ only for the baker's map. (Other low Fourier coefficients, not shown, behave likewise, whereas high ($k \gg \sqrt{N}$) Fourier coefficients confirm the behavior $\propto N^{-1/2}$ predicted by eqs. (101) and fig.8.)

The general comments made about the invariants in Sec. 3.4 carry over to these scalar quantities. Here, however, the conjectures linked with semiclassical ergodicity can be probed more sensitively through the decay rates of $|h_k|$ for each fixed k and $N \rightarrow \infty$: one random model predicted $[\langle |h_k|^2 \rangle_N]^{1/2} \sim \sqrt{\zeta(3)}N^{-3/2}$, whereas we conjectured the Schnirelman property to hold as long as $h_k = o(N^{-1})$. We can now fit various subsets of the above data more or less reliably with behaviors of the form cN^β for $|h_k|$ and estimate the resulting values of β (the slopes on the log-log plots).

Cat map S : we find that β ranges between -1.4 and -1.5 for the (quadratically) averaged coefficients; as for the uppermost coefficients at each N , they decrease with slopes reasonably steeper than -1.1 .

Baker’s map: $\beta \approx -1.1$ (resp. $\lesssim -1.33$) for the (quadratically) averaged coefficients of states whose parity is even (resp. odd, not shown); the uppermost coefficients at each N give overall slopes ≈ -1 . (resp. $\lesssim -1.2$) for even- (resp. odd-) parity states: *the even case seems to be on the borderline of conceivable exceptions to the Schnirelman property.*

The plots also highlight the values corresponding to the eigenstates maximizing $H(0, 0)$ for each N (i.e., those with the strongest scars at the origin). Then the left-hand-side plots confirm the globally *upward* deviation of each Fourier coefficient of such a state from the linear average. The N -dependences are erratic except, remarkably, for the baker’s map restricted to powers of 2 where they become extremely regular, giving slopes ≈ -1.4 . The Fourier coefficients for this, or other suitable, subset(s) of N are dynamical quantities which could then perhaps be described asymptotically.

7 Conclusion

The results of this article are mainly geometrical and statistical. Indeed, the only role played by the ergodic nature of classical dynamics was to assert, through Schnirelman’s theorem, the weak- $*$ convergence (in the semiclassical limit) of the Husimi eigendensities towards the Liouville measure. Although such a measure-theoretic property seems a priori rather weak, combining it with the analytical properties of the Husimi densities provided direct information on both the Bargmann eigenfunctions (linearly related to the wavefunctions), and their eigenconstellations (which parametrize the eigenstates optimally in phase space). These analytical properties actually yielded results about the *phase* and the *zeros* of the Bargmann function, which seem totally immaterial quantities in the framework of Husimi measure theory. In the study of eigenstates, the relevant quantity seems to be the (scaled) *logarithm* $\tilde{h}(x) = N^{-1} \log \hat{H}(x)$ of the Husimi function, linearly related to the density of zeros. For an integrable system, the strategy of WKB theory is also to build semiclassical approximations for the logarithms of eigenfunctions (see eq. (1)). In the chaotic case, we ended up with a WKB-like ‘symbolic’ description for the Bargmann eigenfunctions (section 4.3):

$$\text{“ } \psi(z) \approx e^{\frac{1}{\hbar} \int^z \bar{z}' dz' \text{ . ”} \tag{106}$$

Unlike its integrable counterpart (1), this formula is meaningless as a computational tool (the integral in the exponent is ill-defined), but it represents concisely two characteristic properties of chaotic eigenstates.

First, as we pointed out in section 4.3, the above formal \bar{z} -dependence of the analytic function $\log \psi(z)$ embodies the necessary asymptotic denseness of its singularities, or Bargmann zeros (the dislocation points of the phase of $\psi(z)$). This phase then forms a fan-like pattern (see fig. 5b) which seems quite universal, in the sense that one cannot easily decipher the particular features of an individual eigenstate (eg. a scar, or in the

opposite a lattice eigenconstellation) by just looking at its phase pattern. Similarly, a peak in the Husimi function cannot be detected through the *local* density of zeros, but rather in *global* parameters of the whole density (Fourier coefficients, for instance). At the local level, zeros and amplitudes of the Husimi function seem almost totally uncorrelated.

The second idea carried by the above formula is indeed universality. Unlike the WKB formula (1), where the classical action in the exponent takes the dynamics explicitly into account, equation (106) does not depend on the particular dynamical system we are studying, as long as it is fully ergodic.

The idea of universality (partly) underlies the models of random vectors introduced in section 5, to which the numerical data of chaotic eigenstates are compared. As we recalled, such models are eigenstate counterparts of the random matrix models often used to mimic eigenspectra of classically chaotic systems. Until recently, they generated a statistical description of eigenstates in configuration space. We rather developed their analysis in the Bargmann–Husimi–stellar representations on the torus phase space, and found a generally good agreement with data from chaotic eigenstates, the comparison being made at different levels.

We first studied the Husimi functions themselves, using norms and related functionals meant to probe the uniformity of these functions in finer topologies than the original weak-* involved in Schnirelman’s theorem. When averaged over all eigenstates, these functionals agree very well with their statistical values. Individual fluctuations away from these average values demonstrate the existence of very ergodic or, on the contrary, more localized (e.g. scarred) eigenstates.

We then explored the properties of eigenconstellations. As was already noted in [23, 26], the 1-point and 2-point correlation functions of the constellations fit perfectly with the random models, when averaged over all eigenstates. This corresponds to a universal local interaction between the Husimi zeros, which (to this extent) resemble particles of a gas. We also obtained statistical predictions for the Fourier coefficients ρ_k of the constellations (and, by linearity, for the coefficients h_k of $\tilde{h}(x)$), which contain relevant *global* information. The overall shape of the form factor (i.e. a basin of small Fourier coefficients near the origin, surrounded by a white-noise-like sea for $|k| \geq \sqrt{N}$) is clearly reflected at the level of *individual* eigenstates. We get a neater agreement with the statistical curves when averaging over all eigenstates (of a given parity). On the other hand, the main features of the Husimi density of a given eigenstate can be obtained by truncating the Fourier series of its logarithm around $|k| \lesssim \sqrt{N}$; we therefore believe that the presence of a scar on an individual state, or more generally, *dynamical* information, is linked to the deviations of some low- k (dubbed *essential*) Fourier coefficients from the statistical averages. In other words, to go beyond the unprecise universal equation (106), we can hope to ‘see a scar’ directly on a finite set of coefficients h_k . So far, this observation is not supported by any dynamical explanation for the occurrence of a scar above a periodic orbit on a particular eigenstate (some heuristic arguments for this topic are given in [43]). The trouble here is that the translation of the dynamics onto the Fourier coefficients of $\tilde{h}(x)$ is totally unclear. Otherwise, this analysis resembles the semiclassical theory for the spectral form factor $K(\tau)$ [37]: this (now 1-d) form factor also exhibits high Fourier coefficients

displaying dominantly statistical universal behavior, vs low Fourier coefficients concentrating the specific dynamical information (imprints of short periodic orbits through trace formulae).

In spite of the aforementioned lack of a direct link between classical dynamics and the observed quantum phenomena, we believe some techniques and concepts presented here might prove fruitful to the further study of chaotic eigenstates. As explained above, the main new tool we used was the *multiplicative* properties of the Bargmann function induced by its holomorphy; this directly leads to the stellar representation as well as to the occurrence of logarithmic quantities ($\tilde{h}(x)$ and the geometric mean $\text{GM}[H]$). Further progress was made by Fourier-transforming these logarithmic quantities: for instance, their connections to semiclassical features proved more robust in Fourier space. The formula which epitomizes best these methods may be eq. (32). Similar tools were already used to study, on the one hand eigenfunctions of integrable systems (cf. the remark above), on the other hand spectral determinants, whose logarithms can be expanded (à la Fourier) in terms of classical periodic orbits. In these cases, the important features (the large values of the Husimi function, the zeros of the Bargmann eigenfunctions or spectral determinants) live on 1-dimensional curves. Here, we used the same tools to describe quantities (functions, constellations) living genuinely in 2 dimensions. The problem of recovery of the full constellation from a finite number of Fourier coefficients shows that the dimensional jump is not trivial, except maybe in very non-generic cases (for instance, the separable constellations considered in section 4.2.4, or lattice constellations).

At all levels, the agreement between statistical predictions and exact eigenfunction data was much closer for the cat maps than for the baker’s map, for which large deviations were repeatedly encountered. In particular, the baker’s data did not exclude sequences of exceptional eigenstates, for which Schnirelman’s property would not hold (by contrast, it is proven to hold for all cat eigenstates we considered). We believe that such discrepancies might be due to the discontinuity of the classical map, whose role had been noticed (see for instance [41, 40]) when studying spectral properties of the quantum map. On the other hand, cat maps have arithmetical properties, which make their spectra very non-generic. It would be interesting to find out if the pseudo-random nature of their eigenstates persists if we perturb the map continuously to make it ‘generic’.

Acknowledgements:

We have benefited from fruitful discussions with many colleagues, among whom M. Bauer, A. Gervois, P. Leboeuf, J.-M. Luck, A. Mezincescu and J. Peyrière.

Appendices

A Optimization of invariants for lattice states

In this appendix we derive explicitly the geometric mean and the L^2 norm for the Husimi functions of lattice states, defined in sections 3.3 and 4.4. The scale invariance of these functionals means that we just need to derive them for the basic functions $H_{\chi(\tau)}$, defined

in equation (17). We will then prove that both these functionals take absolute extremal values for the triangular lattice $\tau = e^{i\pi/3}$ (we are indebted to M. Bauer for this proof).

By using eq.(17) and standard formulas on theta functions [1],[2, vol. 2, chap. 13], one obtains the following formulae:

$$\text{GM}[H_{\chi(\tau)}] = \exp\left(\frac{1}{\Im(\tau)} \int_{T_\tau} \log H_{\chi(\tau)}(q, p) dq dp\right) = \sqrt{2\Im(\tau)} |\eta(\tau)|^2 \quad (107)$$

$$\|H_{\chi(\tau)}\|_2^2 = \frac{1}{\Im(\tau)} \int_{T_\tau} H_{\chi(\tau)}(q, p)^2 dq dp = \sum_{l, j \in \mathbb{Z}} \exp\left(-\pi \frac{|l + j\tau|^2}{\Im(\tau)}\right). \quad (108)$$

In the formula above, $\eta(\tau)$ is Dedekind's modular form [52, p.129] $\eta(\tau) = e^{i\pi\tau/12} \prod_{n \geq 1} (1 - e^{2i\pi n\tau})$. Curiously, these quantities are closely related to the determinants of the Laplacians Δ_τ on T_τ . Indeed, we have [50, 51]

$$\det \Delta_\tau = \Im(\tau)^2 |\eta(\tau)|^4 = \text{GM}[H_{\chi(\tau)}]^2 \Im(\tau)/2 \quad (109)$$

$$\text{tr}(e^{t\Delta_\tau}) = \sum_{l, j \in \mathbb{Z}} \frac{\Im(\tau)}{4\pi t} \exp\left(-\frac{|l + j\tau|^2}{4t}\right), \quad (110)$$

so $\|H_{\chi(\tau)}\|_2^2 = \text{tr}(e^{t\Delta_\tau})|_{t=\Im(\tau)/4\pi}$.

The quantities (107,108) are obviously modular invariant, so we only need to study them for τ in a fundamental domain of $\text{PSL}(2, \mathbb{Z})$ (see fig. 14). We will show in the following that the only extrema for both invariants on this domain are situated at the symmetry points $\tau = i$ (B on the figure) and $\tau = e^{i\pi/3}$ (A on figure 14).

A.1 Optimization of the geometric mean

The equation for an extremal point of $\text{GM}[H_{\chi(\tau)}]$ reads $\frac{\eta'}{\eta}(\tau) = \frac{i}{4\Im(\tau)}$, which implies that $\Re(\frac{\eta'}{\eta}(\tau)) = 0$. If one denotes $e^{2i\pi\tau} = r e^{i\theta}$, this equation reads

$$\sum_{n \geq 1} \frac{n r^n \sin(n\theta)}{|1 - r^n e^{in\theta}|^2} = 0, \quad (111)$$

so it holds trivially for $\theta \equiv 0 \pmod{\pi}$. For small r , the first term of the sum dominates the remainder, unless $\sin(\theta)$ is very small. We actually show that for r smaller than $r_o \approx 0.134$, the only solutions of (111) are the two points $\{\sin(\theta) = 0\}$. Indeed, if we isolate the first term in (111), we obtain the inequality:

$$\frac{r |\sin(\theta)|}{|1 - r e^{i\theta}|^2} = \left| \sum_{n \geq 2} \frac{n r^n \sin(n\theta)}{|1 - r^n e^{in\theta}|^2} \right| \leq \sum_{n \geq 2} \frac{n^2 r^n}{|1 - r^n e^{in\theta}|^2} |\sin(\theta)|. \quad (112)$$

If $\sin(\theta) \neq 0$, a few simplifications yield the inequality $r(1-r)^5 \leq 4r^2 - 3r^3 + r^4$, which does not hold for $r \in [0, r_o]$, or equivalently for $\Im(\tau) \geq t_o \approx 0.32$ (on the figure, this corresponds

to the dashed horizontal line). Thus, the only extremal points with $\Im(\tau) \geq t_o$ must be on one of the axes $\{\Re\tau = 0\}, \{\Re\tau = 1/2\}$.

It remains to study the variations of $\text{GM}[H_{\chi(\tau)}]$ along these two axes in the fundamental domain. On the imaginary axis, we have

$$\frac{d}{dt} \log \text{GM}[H_{it}] = -\frac{\pi}{12} + \frac{1}{4t} + 2\pi \sum_{n \geq 1} \frac{n e^{-2\pi n t}}{1 - e^{-2\pi n t}},$$

which is a strictly decreasing function for $t \in \mathbb{R}_+^*$. On the other hand, this derivative vanishes for $t = 1$, since the modular transformation $J = \begin{pmatrix} 0 & -1 \\ 1 & 0 \end{pmatrix}$ maps $\{t \in]\infty, 1]\}$ onto $\{t \in]0, 1]\}$, $t = 1$ is an extremal point; it is therefore the only one along this axis.

To deal with the second axis $\{\Im(\tau) = 1/2\}$, we use the following relation, also due to the transformation J :

$$\frac{d}{dt} \log \text{GM}[H_{1/2+it}] = \frac{2}{t} \Re \left(\frac{\eta'}{\eta} \left(\frac{-1}{1/2 + it} \right) \right)$$

When t describes \mathbb{R}_+^* , $\tau = \frac{-1}{1/2+it}$ is on the semi-circle (α, B', A', β) . Fortunately, we know the sign of $\Re(\frac{\eta'}{\eta}(\tau))$ in the domain $\Im(\tau) \geq t_o$, since this quantity only vanishes along the symmetry axes, and in the limit $\Im(\tau) \rightarrow \infty$ we have $\Re(\frac{\eta'}{\eta}(\tau)) \sim 2\pi e^{-2\pi\Im(\tau)} \sin(2\pi\Re(\tau))$. Therefore, $\Re(\frac{\eta'}{\eta}(\tau))$ takes the sign of $\sin(2\pi\Re(\tau))$ as long as $\Im(\tau) \geq t_o$, as indicated on the figure. This provides the variations of $\text{GM}[H_{\chi(\tau)}]$ along the line $\{\tau = 1/2 + it\}$ between the points $\alpha' = J(\alpha)$ and $\beta' = J(\beta)$: it increases from β' to A , then decreases down to B' , where it takes the same value as at the conjugate point B ; the variations from B' to α' are symmetric. A direct estimation of the series $\frac{d}{dt} \log \text{GM}[H_{1/2+it}]$ shows that its sign does not change above β' .

We thus conclude that the invariant $\text{GM}[H_{\chi(\tau)}]$ has only two extremal points in the fundamental domain of $\text{PSL}(2, \mathbb{Z})$:

- it has a global maximum at $\tau = e^{i\pi/3}$, corresponding to the equilateral triangular lattice, i.e. the closest packing of points on the plane. There, it takes the value $\text{GM}[H_{e^{i\pi/3}}] = \frac{\sqrt{3}}{4\pi^2} \Gamma(1/3)^3$.

- it has a saddle-point at $\tau = i$, i.e. the square lattice. There, we have $\text{GM}[H_i] = \text{GM}[H_\chi] = \frac{\Gamma(1/4)^2}{(2\pi)^{3/2}}$.

- it vanishes in the limit $\Im(\tau) \rightarrow \infty$.

A.2 Optimization of the L_2 norm

The variations of the second invariant $\|H_{\chi(\tau)}\|_2^2$ are studied similarly. Indeed, the real part of the equation $\frac{d}{d\tau} \|H_{\chi(\tau)}\|_2^2 = 0$ reads:

$$\sum_{j,k>0} jk e^{-\pi\Im(\tau)(j^2+k^2)} \sin(2\pi jk\Re(\tau)) = 0, \quad (113)$$

which yields $\sin(2\pi\Re(\tau)) = 0$ as long as $\Im(\tau) \geq t_1 \approx 0.3067$, so the extremal points in the fundamental domain must also be situated on the two symmetry axes $\{\Re(\tau) = 0\}$, $\{\Re(\tau) = 1/2\}$. The variations along the line $\Re(\tau) = 1/2$ are obtained as above, i.e. through a modular transformation to the half-circle (α, B', A', β) : we obtain variations of opposite signs as in the former case (on this axis, $\|H_{\chi(\tau)}\|_2^2$ has a minimum at the point A). The analysis on the axis $\Re(\tau) = 0$ can be performed directly on the series. Precisely, from the formula

$$\frac{d}{dt} \log \left(\|H_{it}\|_2^2 \right) = \frac{1}{2t\theta_3(it)} \left\{ 1 + 2 \sum_{j \geq 1} e^{-\pi t j^2} (1 - 4\pi t j^2) \right\} \quad (114)$$

and the fact that the function $x \mapsto e^{-x}(1 - 4x)$ is strictly increasing for all $x > 5/4$, we deduce that the whole derivative increases for $t \geq 1$. Besides, this derivative vanishes by symmetry at the point $t = 1$. Therefore, $\|H_{it}\|_2$ has a single extremum on the imaginary axis, at $t = 1$.

This second invariant is thus quite similar to the geometric mean:

- it has an absolute minimum for the equilateral lattice $\|H_{e^{i\pi/3}}\|_2^2 = \frac{3\Gamma(1/3)^3}{2^{7/3}\pi^2}$.
- it has a saddle-point for the square lattice $\|H_i\|_2^2 = \|H_\chi\|_2^2 = \frac{\Gamma(1/4)^2}{2\pi^{3/2}}$.
- it diverges as $\Im(\tau) \rightarrow \infty$.

B Invariant lattices of cat maps

In this appendix we derive a few properties of the invariant lattices of cat maps; these properties are used for the estimations made in section 4.4. A classical ‘cat’ map is given by a hyperbolic matrix $S = \begin{pmatrix} a & b \\ c & d \end{pmatrix}$ in $\text{SL}(2, \mathbb{Z})$ (i.e. $ad - bc = 1$, $|a + d| > 2$).

When studying the quantized map U_S on \mathcal{H}_N in Bargmann’s representation [42], one is led to search for sublattices Λ of \mathbb{Z}_N^2 invariant under S . More precisely, Λ must be a free principal submodule of \mathbb{Z}_N^2 , i.e. generated by a unique integer vector V : $\Lambda = \{\alpha V \bmod N, \alpha = 0, \dots, N - 1\}$, and these N points must be different.

Λ can also be considered as a lattice in \mathbb{Z}^2 : it then admits the basis $[V, \begin{pmatrix} 0 \\ N \end{pmatrix}]$. Our main task here is to estimate the *minimal* basis $[V_1, V_2]$ for Λ , i.e. the basis composed of the two successive shortest (for the euclidean norm) non collinear vectors: $0 < |V_1| \leq |V_2| \leq \dots$ (one can show that $[V_1, V_2]$ is indeed a basis for Λ [53, p.83]).

A general theorem ensures that the shortest non-vanishing vector V_1 has its norm $|V_1| \leq \sqrt{2N}$ [53, p.137]. In the following, we will prove that for invariant lattices, this norm also admits a *lower* bound of the type $C\sqrt{N}$. This property will then imply the same estimates for the second basis vector V_2 , and a control over the size of the Dirichlet–Voronoi cell (in the present context, this cell can be defined as the set of all points in \mathbb{R}^2 closer to the origin than to any other point of Λ).

We will study such invariant lattices in the case where they admit a generator V of

the form $V = \begin{pmatrix} 1 \\ k \end{pmatrix}$ (this is possible if b and N are coprime). The resulting sublattice Λ modulo N is invariant though S iff

$$bk^2 + (a - d)k - c = 0 \pmod{N}. \quad (115)$$

To estimate the minimal vector V_1 , we search for the shortest vector V_α congruent to αV modulo N , for $\alpha = 1, \dots, N$ (we can restrict α to values in $0, \dots, N/2$ by parity). Its square norm is $|V_\alpha|^2 = \alpha^2 + (\beta = \min|\alpha k| \pmod{N})^2$.

In all our calculations occurs an important quantity related to S , its *discriminant* $D = (\frac{a+d}{2})^2 - 1$, whose square-root is irrational because $|a + d| > 2$. Equation (115) leads to the following constraint between α and β :

$$(b\beta - \alpha \frac{d-a}{2})^2 \equiv \alpha^2 D \pmod{N}.$$

Since D is not the square of a rational, this equation cannot hold in \mathbb{Z} . For $\alpha < \sqrt{N/D}$, it then yields the inequality

$$\beta \geq \frac{1}{|b|} (\sqrt{D\alpha^2 + N} - \alpha |\frac{d-a}{2}|) \stackrel{\text{def}}{=} f(\alpha).$$

We then study the variations of $f(\alpha)$, which depend upon the sign of the product bc .

If $bc > 0$, f admits a minimum at $\alpha_1 = |\frac{a-d}{2}| \sqrt{\frac{N}{bcD}}$, where it takes a value $f(\alpha_1) = C_1 \sqrt{N}$. Therefore, the square norms $|V_\alpha|^2 \geq N \min(C_1, 1/D)$.

If $bc < 0$, $f(\alpha)$ decreases monotonically from $\alpha = 0$, and vanishes at the point $\alpha_2 = \sqrt{N/|bc|}$. However, we can still bound the norms as $|V_\alpha| \geq C\sqrt{N}$, with C a positive constant: if $\alpha < \min(\alpha_2/2, \sqrt{N/D})$, then $|V_\alpha|^2 \geq f(\alpha)^2 > f(\alpha_2/2)^2$; otherwise, $|V_\alpha|^2 \geq \min(\alpha_2^2/4, N/D)$.

From the bounds of the shortest vector $C\sqrt{N} \leq |V_1| \leq \sqrt{2N}$, let us now study V_2 . On the one hand, it defines a parallelogram with V_1 , of area N , that we choose to orient as $V_1 \wedge V_2 = -N$ (this is a choice between $\pm V_2$). On the other hand, since $V_2 + nV_1$ is also in Λ , we must have $|V_1 \cdot V_2| \leq 1/2 |V_1|^2$. Both constraints yield $|V_1|^2 \leq |V_2|^2 \leq N/2 (\frac{|V_1|^2}{2N} + \frac{2N}{|V_1|^2})$. This inequality actually improves the upper bound on the minimal vector: $|V_1|^2 \leq N\sqrt{4/3}$; besides, the lower bound on $|V_1|$ implies $|V_2|^2 \leq N(C^2/4 + 1/C^2)$.

We can now estimate the radius of the Dirichlet–Voronoi cell centered at the origin, which is a hexagon except in the case $V_1 \cdot V_2 = 0$ (a rectangle). The radius is then the distance of the farthest vertex from the origin. We find the uniform bound

$$R^2 \leq \frac{N}{4} \max(5/2, C^2 + 1/C^2).$$

The invariant lattice Λ is mapped to the constellation of an eigenstate ψ in \mathcal{H}_N through a rescaling and a complex conjugation; the constellation is the sublattice of T_C generated

by $[v_1, v_2]$, with $\bar{v}_i = V_i/(N\sqrt{2})$. The above estimates then yield $|v_i| \sim O(\sqrt{N})$, and the modulus $\tau = v_2/v_1$ is bounded in a compact set:

$$\sqrt{3/4} \leq \Im\tau = N/|V_1|^2 \leq 1/C^2 \quad \text{and} \quad -1/2 \leq \Re\tau = \frac{V_1 \cdot V_2}{|V_1|^2} \leq 1/2.$$

C Sup-norm estimates for the statistical model

We present the derivation of the typical sup-norm of the Husimi density of a random complex vector, which yields the estimate listed in table 1, 3rd line. Such a quantity cannot be deduced from the same methods as the other invariants, but requires a completely different analysis.

The proof proceeds geometrically. Instead of considering an ensemble of Gaussian random states (61), we constrain the statistical states to be on the unit (complex) sphere \mathcal{S}^N , with the probability density given by the canonical volume form. In Euclidean coordinates, the volume of this sphere reads

$$\begin{aligned} \text{Vol}(\mathcal{S}^N) &= \int_{D(0,1)} d^2 a_0 (1 - |a_0|^2)^{N-2} \text{Vol}(\mathcal{S}^{N-1}) \\ &= 2\pi \prod_{j=0}^{N-2} \int_{D(0,1)} d^2 a_j (1 - |a_j|^2)^{N-j-2} \end{aligned} \quad (116)$$

where $D(0,1)$ is the unit disk, and a_0 is the overlap between the normalized state $|\psi_{\{a\}}\rangle$ and the first vector of the basis, $|q_0\rangle_{N,0}$; this overlap is related to the Fubini–Study (or Hermitian) distance d_{FS} between the representatives of these two vectors in the complex projective plane $\mathbb{C}\mathbb{P}^N$, which we note $[\psi_{\{a\}}]$ and $[q_0]$:

$$|a_0| = |\langle \psi_{\{a\}} | q_0 \rangle| = \cos d_{\text{FS}}([\psi_{\{a\}}], [q_0]). \quad (117)$$

From this, we obtain the normalized volume of the ball $B_N([q_0], d)$ of radius d in $\mathbb{C}\mathbb{P}^N$:

$$\frac{\text{Vol}(B_N([q_0], d))}{\text{Vol}(\mathbb{C}\mathbb{P}^N)} = \frac{\text{Vol}(\{\psi_{\{a\}} \in \mathcal{S}^N \text{ s.t. } |a_0| \geq \cos d\})}{\text{Vol}(\mathcal{S}^N)} = (1 - \cos^2 d)^{N-1}. \quad (118)$$

In our statistical framework, this quantity is the probability for a random normalized state $|\psi_{\{a\}}\rangle$ to have an overlap $|\langle \psi_{\{a\}} | \phi \rangle| \geq \cos d$ with a fixed (normalized) state $|\phi\rangle$.

Now, equation (64) shows that the square-norms of the torus coherent states $|z\rangle_{N,0}$ (see eq. (3)) are given by $N e^{2\pi N \bar{z} z}$ in the classical limit. Therefore, in this limit the Husimi density $H_\psi(z, \bar{z})$ can be written as

$$H_\psi(z, \bar{z}) \sim N |\langle \psi | z \rangle_{\text{norm}}|^2 = N \cos^2 d_{\text{FS}}([\psi], [z]), \quad (119)$$

where $[z]$ is the representative of the normalized torus coherent state $|z\rangle_{\text{norm}}$. Therefore, the maximum of $H_\psi(z, \bar{z})$ is given by the distance between $[\psi]$ and the set of coherent states in the projective plane $\mathbb{C}\mathbb{P}^N$: $\{[z], z \in T_{\mathbb{C}}\}$. To estimate this distance, we first

select M points z_i on $T_{\mathbb{C}}$, which are well-distributed: for instance, we consider the square sublattice of $T_{\mathbb{C}}$ of side $1/\sqrt{M}$, with $M \sim N^{2\beta}$, for a certain power $\beta > 1/2$ to be selected later. Thus, any $z \in T_{\mathbb{C}}$ will be close to one of the z_i :

$$\forall z \in T_{\mathbb{C}}, \exists z_i \text{ s.t. } |z - z_i| \leq N^{-\beta} \implies d_{\text{FS}}([z], [z_i]) \leq \sqrt{2\pi} N^{1/2-\beta}. \quad (120)$$

For a given distance d , we can estimate the proportion of states $|\psi\rangle$ s.t. $\max_i |\langle \psi | z_i \rangle| \geq \cos d$, i.e. $\exists i, d_{\text{FS}}([z], [z_i]) \leq d$:

$$\frac{\text{Vol}(\bigcup_{i=1}^M B_N([z_i], d))}{\text{Vol}(\mathbb{CP}^N)} \leq \sum_{i=1}^M \frac{\text{Vol}(B_N([z_i], d))}{\text{Vol}(\mathbb{CP}^N)} \quad (121)$$

$$\leq M(1 - \cos^2 d)^{N-1} \quad (122)$$

Using this inequality, we give a lower bound on the distance $d = d_N$ s.t. the proportion of such states in \mathbb{CP}^N is equal to a fixed number $p \in (0, 1)$ (we use the scaling law $M = N^{2\beta}$):

$$\frac{\text{Vol}(\bigcup_{i=1}^M B_N([z_i], d_N))}{\text{Vol}(\mathbb{CP}^N)} = p \quad (123)$$

$$\implies d_N \geq \arccos \left(\sqrt{\frac{2\beta \log N + |\log p|}{N-1}} \right) \stackrel{\text{def}}{=} f(p, N) \quad (124)$$

Now, if a state $|\psi\rangle$ is *not* in $\bigcup_{i=1}^M B_N([z_i], d_N)$, i.e. if its distance from any z_i is greater than d_N , the triangular inequality implies

$$\forall z \in T_{\mathbb{C}}, \quad d_{\text{FS}}([\psi], [z]) \geq d_{\text{FS}}([\psi], [z_i]) - d_{\text{FS}}([z], [z_i]) \quad (125)$$

$$\geq f(p, N) - \sqrt{2\pi} N^{1/2-\beta} \quad (126)$$

$$\implies H_{\psi}(z, \bar{z}) \leq N \cos^2(f(p, N) - \sqrt{2\pi} N^{1/2-\beta}) \quad (127)$$

If we fix $p \in (0, 1)$ and take $\beta = 1$, this uniform bound on H_{ψ} behaves as $2 \log N$ in the limit $N \rightarrow \infty$. This bound is valid for a proportion $(1 - p)$ of states in \mathbb{CP}^N . From there we easily deduce the inequality stated in table 1 for the average sup-norm.

References

- [1] E.T. Whittaker and G.N. Watson, *A course of Modern Analysis*, Cambridge University Press, Cambridge, UK (1965)
- [2] A. Erdélyi (ed), *Higher transcendental functions (Bateman Manuscript Project)*, McGraw-Hill (1953)
- [3] R.P. Boas Jr, *Entire Functions*, Academic Press, New York (1954)
- [4] M. Nakahara, *Geometry, Topology and Physics*, Institute of Physics Publishing, Bristol (1992)
- [5] S. Klimek and A. Lesniewski, *Quantum Riemann surfaces II: the discrete series*, Lett. Math. Phys. **24**, 125–139 (1992)
- [6] S. Nonnenmacher, *États propres de systèmes classiquement chaotiques dans l'espace des phases*, Thèse de l'Université Paris XI, Orsay, France, 1998 (unpublished, available from <http://www-spht.cea.fr/articles/t98/025/>)
- [7] M.V. Berry, N.L. Balazs, M. Tabor and A. Voros, *Quantum maps*, Ann. Phys. N.Y. **122**, 26–63 (1979)
- [8] M. Tabor, *A semiclassical quantization of area-preserving maps*, Physica **6 D**, 195–210 (1983)
- [9] S. Zelditch, *Index and dynamics of quantized contact transformations*, Ann. Inst. Fourier (Grenoble), **47**, 305–363 (1997)
- [10] A. Schnirelman, *Ergodic properties of eigenfunctions*, Usp. Math. Nauk. **29**, 181–182 (1974)
- [11] A. Bouzouina and S. De Bièvre, *Equipartition of the eigenfunctions of quantized ergodic maps on the torus*, Commun. Math. Phys. **178**, 83–105 (1996); S. Klimek, A. Leśniewski, N. Maitra and R. Rubin, *Ergodic properties of quantized toral automorphisms*, J. Math. Phys., **38**, 67–83 (1997)
- [12] M. Degli Esposti, S. Graffi and S. Isola, *Classical limit of the quantized hyperbolic toral automorphisms*, Commun. Math. Phys. **167**, 471–507 (1995)
- [13] S. De Bièvre and M. Degli Esposti, *Egorov Theorems and equidistribution of eigenfunctions for the quantized sawtooth and Baker maps*, Ann. Inst. H. Poincaré, **69**, 1–30 (1998)
- [14] F. Faure, *Approche géométrique de la limite semi-classique par les états cohérents et mécanique quantique sur le tore*, Thèse de l'Université Joseph Fourier, Grenoble, France, 1993 (unpublished)
- [15] A. Bouzouina, *Comportement semi-classique de symplectomorphismes du tore quantifiés*, Thèse de l'Université Paris IX, Paris, France, 1997 (unpublished)
- [16] T. Prosen, *Quantum surface of section method: eigenstates and unitary quantum Poincaré evolution*, Physica **D 91**, 244–277 (1996)

- [17] A. Wehrl, *On the relation between classical and quantum entropy*, Rep. Math. Phys. **16**, 353–358 (1979)
- [18] E. Lieb, *Proof of an entropy conjecture of Wehrl*, Commun. Math. Phys. **62**, 35–41 (1978); C.-T. Lee, *Wehrl’s entropy of spin states and Lieb’s conjecture*, J. Phys. **A 21**, 3749–3761 (1988)
- [19] W. Slomczyński and K. Zyczkowski, *Mean dynamical entropy of quantum maps on the sphere diverges in the semiclassical limit*, Phys. Rev. Lett. **80**, 1880 (1998)
- [20] P. Leboeuf and A. Voros, *Chaos-revealing multiplicative representation of quantum eigenstates*, J. Phys. **A 23**, 1765–1774 (1990) and *Quantum Nodal Points as Fingerprints of Classical Chaos*, in: *Quantum Chaos : Between order and disorder*, G. Casati and B.V. Chirikov eds., Cambridge University Press, UK, 507–533 (1995)
- [21] A. Voros, Thèse d’Etat (ch. V), Université Paris-Sud, Orsay, France, 1977 (unpublished); A. Voros, *Wentzel–Kramers–Brillouin method in the Bargmann representation*, Phys. Rev. **A 40**, 6814–6825 (1989)
- [22] P. Leboeuf, *Phase space approach to quantum dynamics*, J. Phys. **A 24** 4575–4586 (1991)
- [23] P. Leboeuf and P. Shukla, *Universal fluctuations of zeros of chaotic wavefunctions*, J. Phys. **A 29**, 4827–4835 (1996)
- [24] P. Shukla, *On the distribution of zeros of chaotic wavefunctions*, J. Phys. **A 30**, 6313–6326 (1997)
- [25] B. Schifman and S. Zelditch, *Distribution of zeros of random and quantum chaotic sections of positive line bundles*, Commun. Math. Phys. **200**, 661–683 (1999)
- [26] E. Bogomolny, O. Bohigas and P. Leboeuf, *Quantum chaotic dynamics and random polynomials*, J. Stat. Phys. **85**, 639–679 (1996)
- [27] J.H. Hannay, *Chaotic analytic zero points : exact statistics for those of a random spin state*, J. Phys. **A 29**, L101–L105 (1996)
- [28] T. Prosen, *Exact statistics of complex zeros for Gaussian random polynomials with real coefficients*, J. Phys. **A 29**, 4417–4423 (1996)
- [29] A. Edelman and E. Kostlan, *How many zeros of a random polynomial are real ?*, Bull. Amer. Math. Soc. **32**, 1–37 (1995)
- [30] G.A. Mezincescu, D. Bessis, J.-D. Fournier, G. Mantica and F.D. Aaron, *Distribution of roots of random real generalized polynomials*, J. Stat. Phys. **86**, 675–705 (1996)
- [31] P. Bleher and X. Di, *Correlations between zeros of a random polynomial*, J. Stat. Phys. **88**, 269–305 (1997)
- [32] O. Bohigas, *Random matrix theories and chaotic dynamics*, in *Les Houches, session LII*, M.-J. Giannoni, A. Voros and J. Zinn-Justin, eds., North-Holland (1991)
- [33] G. Le Caër and J.S. Ho, *The Voronoi tessellation generated from eigenvalues of complex random matrices*, J. Math. Phys. **A 23**, 3279–3295 (1990)

- [34] H. Iwaniec and P. Sarnak, *L^∞ norms of eigenfunctions of arithmetic surfaces*, Ann. Math. **141** 301–320 (1995)
- [35] E. Bogomolny, *Semiclassical quantization of multidimensional systems*, Nonlinearity **5**, 805–866 (1992)
- [36] T. Prosen, *General quantum surface-of-section method*, J. Phys. **A 28**, 4133–4155 (1995)
- [37] M.V. Berry, *Semiclassical theory of spectral rigidity*, Proc. R. Soc. **A 400**, 229–251 (1985), and *Some quantum-to-classical asymptotics*, in *Les Houches, session LII*, M.-J. Giannoni, A. Voros and J. Zinn-Justin, eds., North-Holland (1991)
- [38] J.H. Hannay and M.V. Berry, *Quantisation of linear maps on a torus - Fresnel diffraction by a periodic grating*, Physica **D 1**, 267–291 (1980)
- [39] N.L. Balazs and A. Voros, *The quantized baker's transformation*, Ann. Phys. **190**, 1–31 (1989)
- [40] M. Saraceno and A. Voros, *Towards a semiclassical theory of the quantum baker's map*, Physica **D 79**, 206–268 (1994)
- [41] P.W. O'Connor, S. Tomsovic and E.J. Heller, *Accuracy of semiclassical dynamics in the presence of chaos*, J. Stat. Phys. **68**, 131–152 (1992)
- [42] S. Nonnenmacher, *Crystal properties of eigenstates for quantum cat maps*, Nonlinearity **10**, 1569–1598 (1997)
- [43] O. Agam and S. Fishman, *Semiclassical criterion for scars in wave functions of chaotic systems*, Phys. Rev. Lett. **73**, 806–809 (1994)
- [44] W. Rudin, *Real and complex analysis*, Mc Graw-Hill (1970)
- [45] M. Reed and B. Simon, *Methods of modern mathematical physics, I: Functional Analysis*, Academic Press (1972)
- [46] W.K. Hayman and P. B. Kennedy, *Subharmonic Functions*, Academic Press (1976)
- [47] P. Lelong and L. Gruman, *Entire functions of several complex variables*, Springer, 1986
- [48] J.L. Doob, *Classical potential theory and its probabilistic counterpart*, Springer (1984)
- [49] E.B. Saff and A.B.J. Kuijlaars, *Distributing many points on a sphere*, The Mathematical Intelligencer **19** (1), 5–11 (1997)
- [50] B. Osgood, R. Phillips and P. Sarnak, *Extremals of determinants of Laplacians*, J. Funct. Anal. **80**, 148–211 (1988)
- [51] M. Kierlanczyk, *Determinants of Laplacians*, PhD thesis, MIT (1986)
- [52] T. Miyake, *Modular forms*, Springer (1980)
- [53] H. Cohn, *Advanced number theory*, Dover (1980)
- [54] V. Kač and D. H. Peterson, *Infinite dimensional Lie algebras, theta functions and modular forms*, Adv. in Math. **53**, 125–264 (1984)

Figure captions

Fig. 1a. Husimi density plots and stellar representations (plus their Voronoi tessellations) for a sample of even-parity eigenfunctions of the S -cat map (eq.(13)) quantized at $N = 107$, a splitting prime. The Voronoi partition of a constellation gives an idea of its local density of zeros (as the inverse area of each cell).

Top 2 rows, from left to right: the most uniformly spread eigendensity; one with typical (random-like) values of invariants; a lattice state (the only non-real eigenstate; together with the conjugate lattice state they span the doubly degenerate eigenspace of this operator). *Bottom 2 rows:* the most strongly scarred eigenstate (at the fixed point $(0,0)$); another state scarred around $(0,0)$ and along the stable and unstable lines; another localized eigendensity, featuring the highest H-function and lowest geometric mean.

General caption for Husimi plots: Husimi densities are shown on a linear gray scale, common to all plots of each figure to preserve contrast differences (with zero as white); a small white triangle locates a maximum, and the white circle around it materializes a Planck area (equaling $h = 1/N$); main norms and invariants (Sec.3.2) are listed at top; zeros are located by black stars.

Fig. 1b. Same as fig. 1a for a sample of strongly scarred odd-parity eigenstates of the quantum baker's map. *Leftmost plots:* two members ($N = 48, 128$) of the sequence of those eigendensities with the highest scars above the period-2 classical orbit (through $(1/3, 2/3)$); *right:* an eigenstate strongly scarred along the stable and unstable lines of the singular fixed point $(0,0)$.

Fig. 2a. Some comparison Husimi densities (non localized) on the square torus; their constellations of zeros are now shown superimposed. *Left:* the singlet ($N = 1$) density H_χ (cf. eq.(9)), also giving the elementary density cell of any square lattice state (cf. fig.4, left); *middle:* an almost optimally equidistributed lattice density, for $N = 56$ (zeros form near-equilateral triangles, of horizontal side $1/7$ and height $1/8$); *right:* a computer-produced sample of the random ensemble (without any symmetry: Sec. 5.1) for the same value of $N = 56$.

Fig. 2b. More comparison Husimi densities (localized) on the square torus. *Left:* an $N = 16$ plane wave; *middle:* an $N = 16$ coherent state (cf. eq.(3)); *right:* a degenerate density having a single zero of order $N = 16$ (white star), corresponding to the 16-th power of the singlet density (fig.2a, left).

Fig. 3a Some invariant fluctuation measures of the even-parity eigenstates for the quantization of the S -cat map of eq.(13), with the following splitting prime values of N : 13, 37, 59, 61, 83, 107, 109, 131, 157, 179, 227, 347, 397. The following functionals of the Husimi eigendensities are shown: (a) sup-norm; (b) L^2 -norm; (c) H-function (negative entropy); (d) Geometric Mean (flipped upside-down). The '+' mark all individual values and the thick curve connects their suitable averages at fixed N (up to 131). The bullets pinpoint the values corresponding to the most scarred state above the fixed point $(0,0)$ for each N (meaning for us the state giving the highest Husimi value $H(0,0)$); the dashed curve connects these values, only for visual emphasis; all curves drawn here are devoid of significance outside of the computed points they interpolate between. Data for some comparison states of Table 1 are added: the equilateral triangle lattice value

(long-dashed line), the random-ensemble value (dot-dashed lines, including the typical deviations around the averages—except for the sup-norm, where the line is only the upper bound of Table 1), and the two integrable-state examples (solid curves).

Fig. 3b. Some invariant fluctuation measures of the eigenstates for the quantum baker’s map, with selected even values of N up to 512. The following functionals of the Husimi eigendensities are shown: (a) sup-norm for even-parity states; (b) same for odd-parity states; (c) H-function (negative entropy) for even-parity states; (d) same for odd-parity states. The ‘+’ mark all individual values and the thick curve connects their suitable averages at fixed N (up to 128). The bullets mark the values corresponding to the most scarred state above a specific periodic point for each N , namely: the fixed point (0,0) in the even-parity case, and the period-2 point (1/3, 2/3) in the odd-parity case (cf. the 2 leftmost plots of fig. 1b); curves moreover connect two special N -subsequences from the latter set, i.e. $N = 2^k$ (dashed), and $N = 3 \times 2^k$ (dotted — for odd states only). The same comments apply to curves as in the preceding figure.

Fig. 4. Striking effect of a long-wavelength deformation upon a constellation of zeros. *Left*: $N = 64$ Husimi density of square lattice, with the periods $\{1/8, 1/8\}$ (each cell reproduces in miniature the singlet density of fig. 2a, left). *Middle*: Husimi density of a smoothly deformed constellation (the mesh is slightly squeezed towards the edges and stretched towards the center to reach a sides’ ratio of 0.9, almost unnoticeable on the constellation). *Right*: same deformation for $N = 256$ (meaning now a four times smaller Planck’s constant). Notice the large variation of the sup-norms (and of the other functionals too); due to this, the three contrast scales are here exceptionally selected independently of one another.

Fig. 5a. Illustration of the semiclassical behavior of the logarithmic derivatives $\pi(z) \stackrel{\text{def}}{=} \frac{1}{2\pi N} \frac{\psi'}{\psi}(z)$ of Bargmann eigenfunctions, using color density plots to represent complex functions (a complex value is encoded by intensity for modulus — with zero as white — and hue for phase). Central plot: the classical conjugate momentum \bar{z} as a function of z (from which our color encoding of complex phases can be inferred). Left plot: $\pi(z)$ for a classically integrable example, an eigenstate of a quantum Hamiltonian (15-th state of Harper’s operator $-(\cos 2\pi\hat{p} + \cos 2\pi\hat{q})$ for $N = 31$). The lines enclose a vicinity of the classical energy curve, here defined to be the region where the Husimi density exceeds 1/10-th of its maximum value; the approximation $\pi(z) \sim \bar{z}$ is good only nearby. Right plot: $\pi(z)$ for a classically chaotic example, an eigenstate of the quantum baker’s map (the strongly scarred eigenstate of fig.1b right, with $N = 128$); the approximation $\pi(z) \sim \bar{z}$ now holds throughout, save very close to Bargmann zeros, or poles of $\pi(z)$ (the ‘pimples’ in both quantum plots).

Fig. 5b. Plots of Bargmann eigenfunctions $\psi(z)$, using intensity to encode the Husimi density and color to encode the phase. *Left*: the 15-th eigenstate of the quantum ($N = 31$) Harper Hamiltonian (same as in preceding figure), specifically with a binary coding of the modulus (threshold = 1/10-th of maximum Husimi density) letting the phases show through everywhere in the classically forbidden regions. *Middle*: an (odd-parity) eigenstate of the quantum S -cat map for the same N . *Right*: the eigenstate of the quantum ($N = 128$) baker’s map of preceding figure and fig.1b right. A universal

radial fan-like pattern for the quantum phases, having the *regular* wavevector distribution $(k_q, k_p) \sim \pi N \times (p, -q)$ prevails almost everywhere in the case of classically chaotic systems (barring dislocation points at the Bargmann zeros), and only about the classical orbit in integrable cases.

Fig. 6. *Left*: the rescaled pair-correlation function $g(r)$ between zeros of a random Bargmann function with no symmetry (eq. (72)). The shape (short-distance repulsion followed by a small bump) is similar to the corresponding correlation for particles in a dilute gas [32]. The scaling $r = \sqrt{\pi N} |\delta z|$ indicates that zeros repel each other up to a distance $\sim 1/\sqrt{N}$, and are uncorrelated beyond. *Right*: various rescaled form factors. *Solid curve*: rescaled form factor $F_2(\kappa)$ for the density of zeros $\rho(x)$ in the model with no symmetry, eq. (76). *Dot-dashed curve*: rescaled form factor for the logarithm $\tilde{h}(x)$ (eq.(22)). These form factors also hold in the semiclassical limit for the model of even-parity complex random states (cf. eq. (87)), and conjecturally for the model of even real random states as well, in all directions except the axes (eq. (101)). *Dashed curve*: conjectured rescaled form factor along the two symmetry axes for the density of zeros of even real random states. These curves are compared to numerical data in section 6. The two dotted vertical lines represent the rescaled radii $\kappa_<$ and $\kappa_>$, described in section 6.1.

Fig. 7. *Left*: average densities of zeros, for various statistical models. *Solid curve*: average density of zeros for the model of even-parity complex random states, as a function of the rescaled distance from a symmetry point (eq. (86)). The drop of the density in the vicinity of the origin can be interpreted as a repulsion between z_i and $-z_i$, whereas the subsequent bump ensures the global normalization of ρ_1 . The dotted and dashed curves concern the model of real even random states. *Dashed curve*: density of complex zeros transversally to an axis of symmetry, far from symmetry points, so that parity corrections are negligible (this curve is the vertical cut $\{Q = 3\}$ in fig. 7 right). *Dotted curve*: renormalized density of singular zeros (e.g. real zeros) away from a symmetry point (eq. (96)). *Right*: Contour plot of the average density of complex zeros near a symmetry point for the model of even-parity real random states, as a function of the rescaled variables $(Q, P) = \sqrt{\pi N} \times (q, p)$. The contour level spacing is 0.03. We only show the first quadrant $\{Q > 0, P > 0\}$, the others being obtained by reflection w.r.t. the axes. The density vanishes along the axes and has the bulk value 1 far from the symmetry axes. The maximum of G_1 (≈ 1.084) lies at the point $Q = P \approx 1.042$. As long as $|Q|$ or $|P| \geq 2$, a good approximation is given by the formula for random polynomials (95). The cut of this plot along the axis $\{Q = 3\}$ is given by the dotted curve of fig. 7 left.

Fig. 8. *Solid curve*: rescaled plot of the dominant ($\propto N^{-1/2}$) term in the expansion of the average Fourier coefficients along the symmetry axes for the model of even-parity real random states (eq. (98)). This dominant term is of the same order as the quadratic average (101), so it should be visible on the numerical data. *Dashed curve*: rescaled average Fourier coefficients away from a symmetry point for the model of even-parity complex random states (86). This average is of order N^{-1} , whereas the quadratic average (92) is of order $N^{-1/2}$.

Fig. 9a. Square averages of the Fourier coefficients of the density of zeros (left), and of the logarithmic Husimi density (right), related by eq.(23), for the even-parity eigenstates

of the S' -cat map with $N = 149$. The abscissa carries two scales: the modulus $|k|$ of the Fourier index (in boldface), and its rescaled value $|k|/\sqrt{N}$. The Fourier coefficients are computed for k along selected directions from the origin, labeled by distinctive symbols: + horizontal k -axis, \times vertical k -axis, \triangle first diagonal, ∇ second diagonal. The data are compared to the statistical form factors in the complex random state model (see fig. 6 right, and eq. (92)).

Fig. 9b. Same as fig. 9a, but for the even-parity eigenstates of the S -cat map (top) and baker map (bottom) and also including the data along the direction $(2, 1)$ (marked with \circ). Form factors of the *real* random state model are given both for a generic direction (dot-dashed curves) and along a symmetry axis (long-dashed line) (eq. 101). Due to the large deviations from the statistical curves in the baker's case, we use varying ordinate scales.

Fig. 10. Two-dimensional density plots for the Fourier coefficients ρ_k ($0 \neq k \in \mathbb{Z}^2$) (top row) and $h_k \equiv -\rho_k/\pi k^2$ (bottom row) of some constellations. Positive values are in red, negative values in blue (zero is white). The two circles mark the inner and outer radii, $K_< = \sqrt{2N/\pi}$ and $K_> = \sqrt{2N/\sqrt{3}}$ respectively. Density scales are independently selected, so we indicate the largest absolute value appearing in each plot ('Max').

Left: most ergodic $N = 107$ S -cat eigenstate of fig. 1a, top left; *middle*: most scarred $N = 107$ S -cat eigenstate of fig. 1a, bottom left; *right*: $N = 64$ deformed lattice state of fig. 4, middle.

Top row: the two leftmost ρ_k -plots (Max ≈ 0.357) exemplify two generic features of chaotic eigenstates: the strong squeeze of the coefficient values in the central basin, and their noisy look outside; the rightmost ρ_k -plot (Max ≈ 0.956) is an example where the essential coefficients begin to rise only in the transition region.

Bottom row: the Fourier coefficients h_k of $\tilde{h}(x) = N^{-1} \log \hat{H}(x)$ show distributions of widths $\approx \sqrt{N}$. The leftmost h_k -plot (Max ≈ 0.00134) corresponds to a Husimi density with a very moderate value $H(0) \approx 1.397$ and shows a good balance between positive (red) and negative (blue) values of h_k . The middle (Max ≈ 0.00161) and right (Max ≈ 0.00837) h_k -plots correspond to densities very peaked at $x = 0$, and show a marked *overall* dominance of the *positive* (red) values of h_k .

Fig. 11. Partial sums $N \times \sum_{|k| \leq K} h_k$ as functions of (integer) K for the six $N = 107$ S -cat map eigenstates of fig. 1a (each curve is labeled by the value of the corresponding eigenangle in units of 2π marked at the limiting value $\log \hat{H}(0)$ on the right edge, except for one state having $\log \hat{H}(0) \approx -9.3$). The inner and outer radii $K_<$ and $K_>$ are marked by the dotted vertical lines. The limiting behaviors are seen to set in gradually before K reaches $K_<$ (the oscillations are a Gibbs phenomenon, which would diminish under smoother truncation schemes).

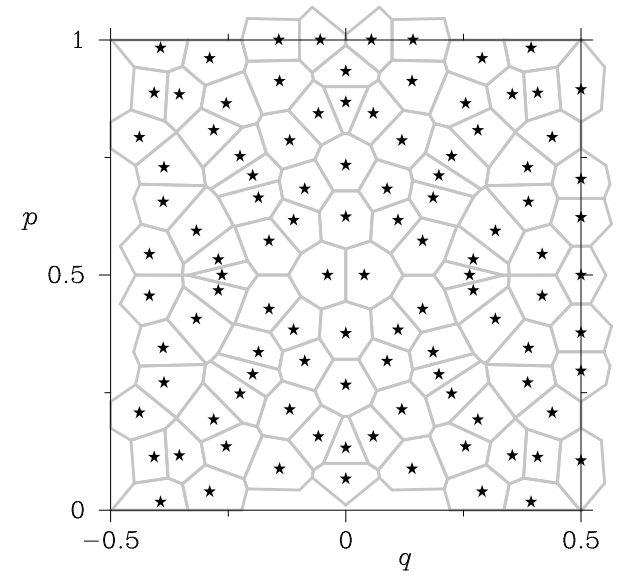
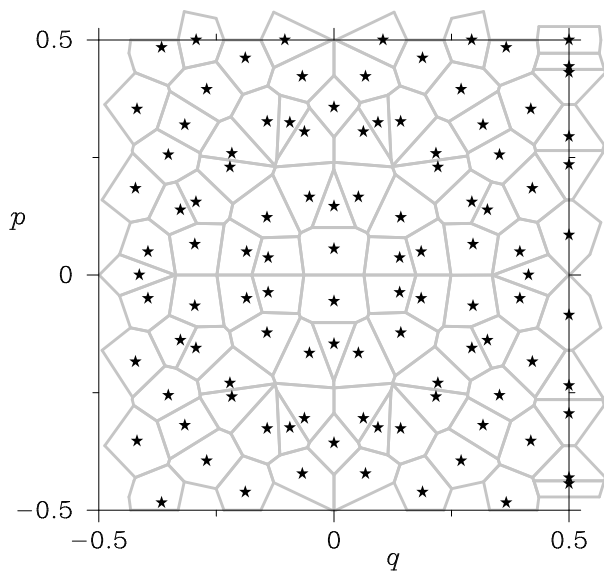
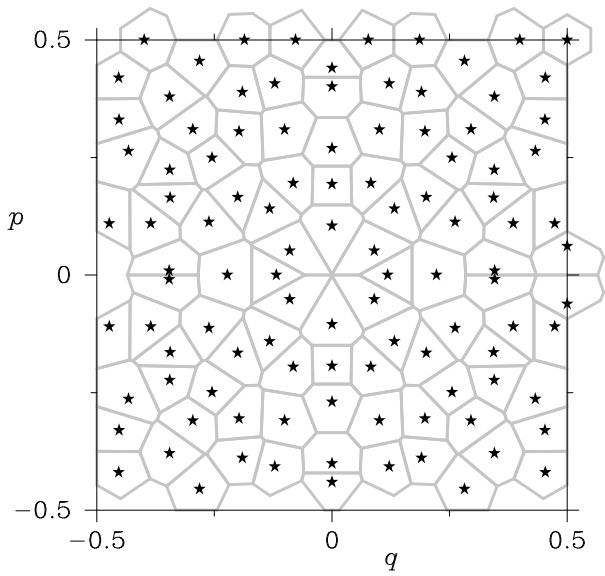
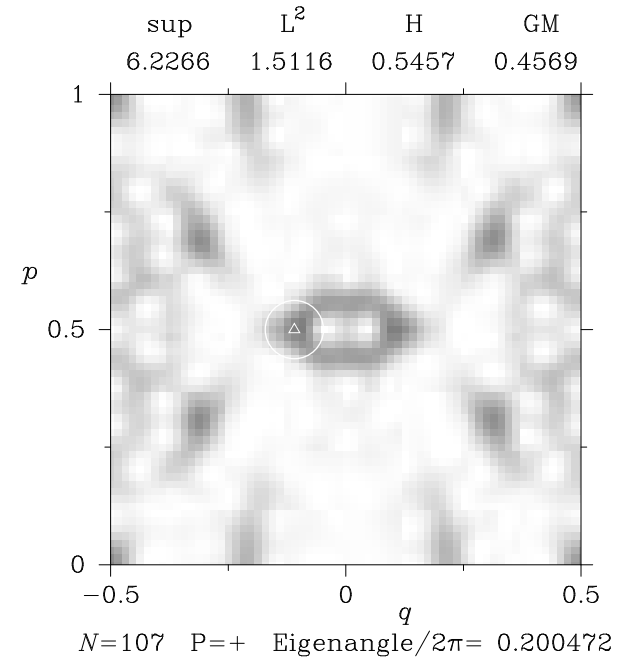
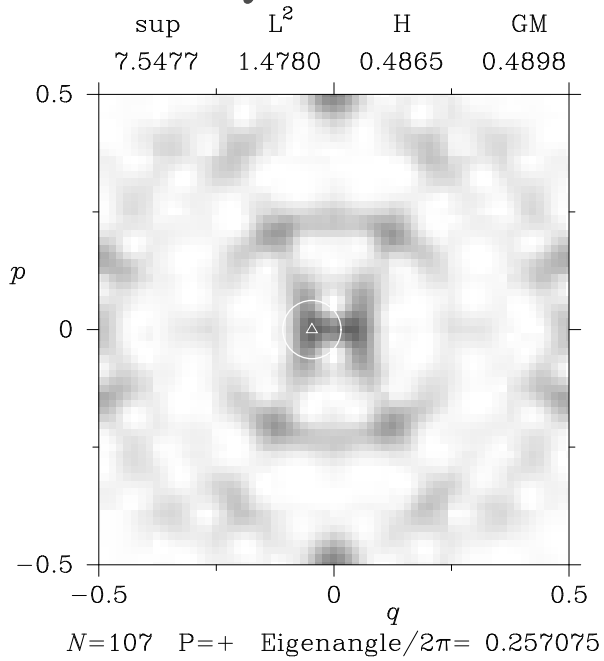
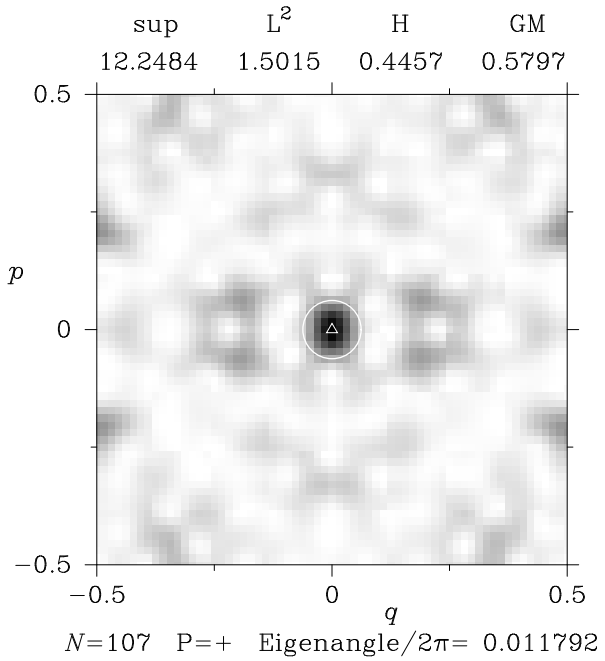
Fig. 12. Coarse-grained Husimi density of the $N = 128$ baker eigenstate of fig. 1b (middle), obtained through partial Fourier summations of its logarithm, truncated at radius $K = 2$ (left), $9 \approx K_<$ (middle), $12 \approx K_>$ (right). (This is *not* a smoothing of the Husimi density itself by convolution.) The resulting densities are normalized *a posteriori* (by brute force), then the other approximate invariant functionals are computed.

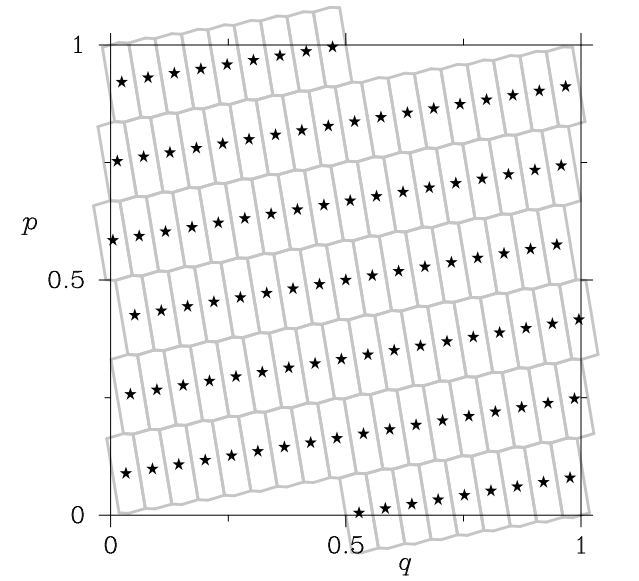
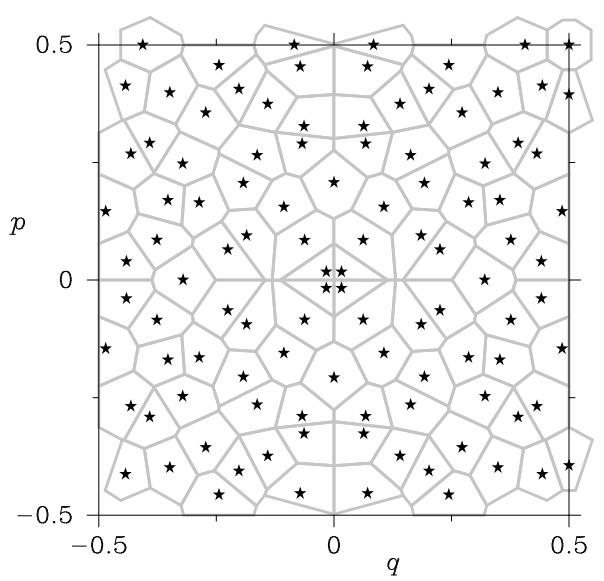
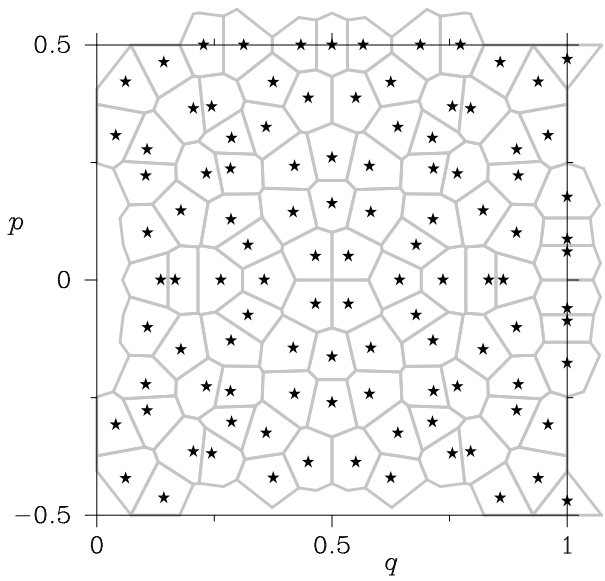
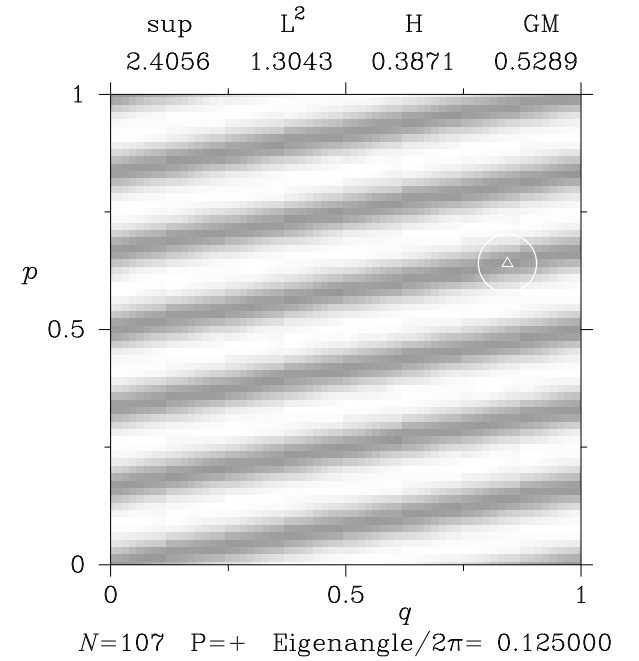
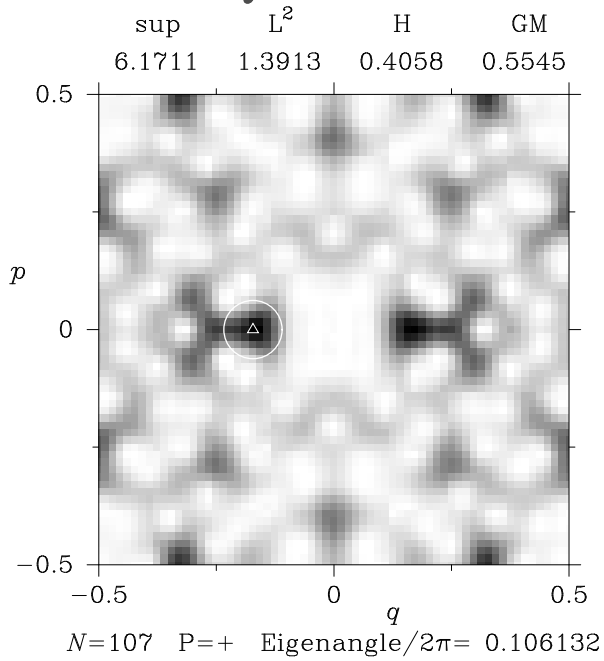
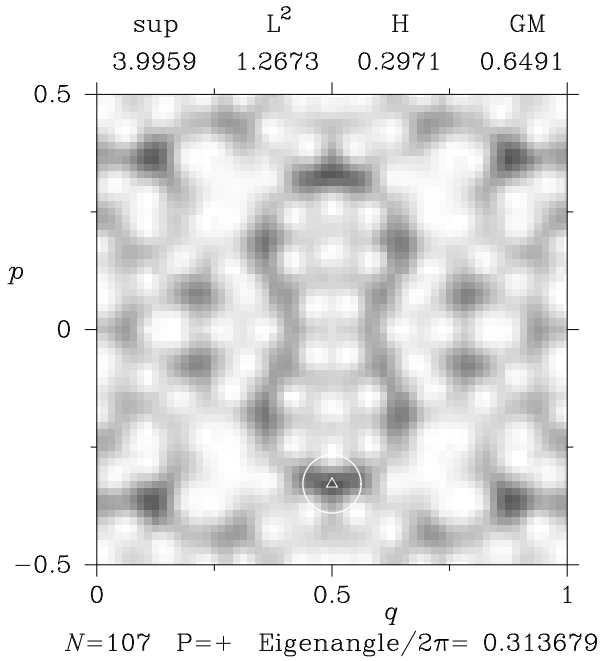
Fig.13a. The low Fourier coefficients $h_{1,0}$ (top row) and $h_{1,1}$ (bottom row) of the even-

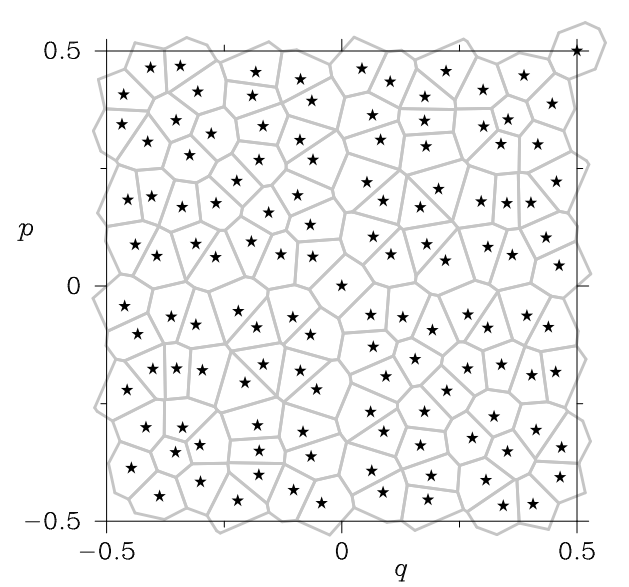
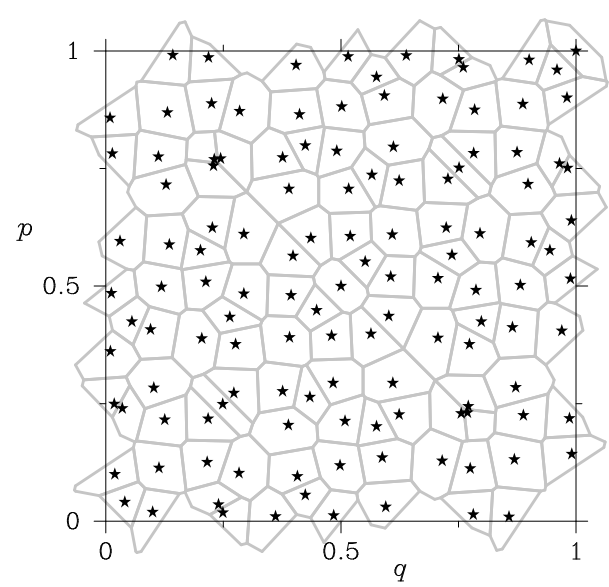
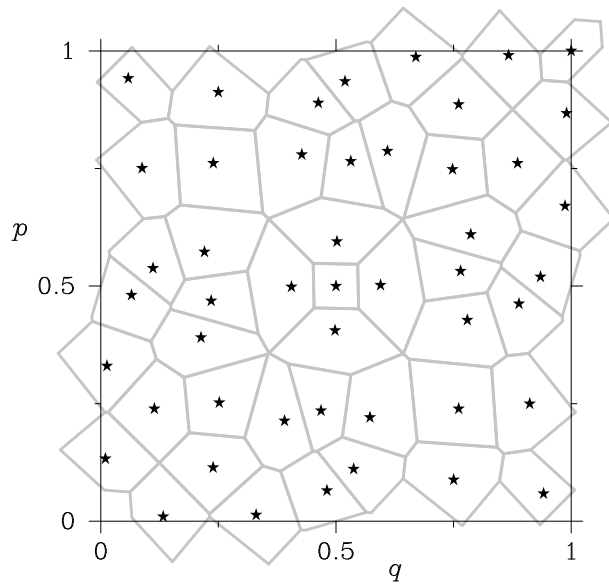
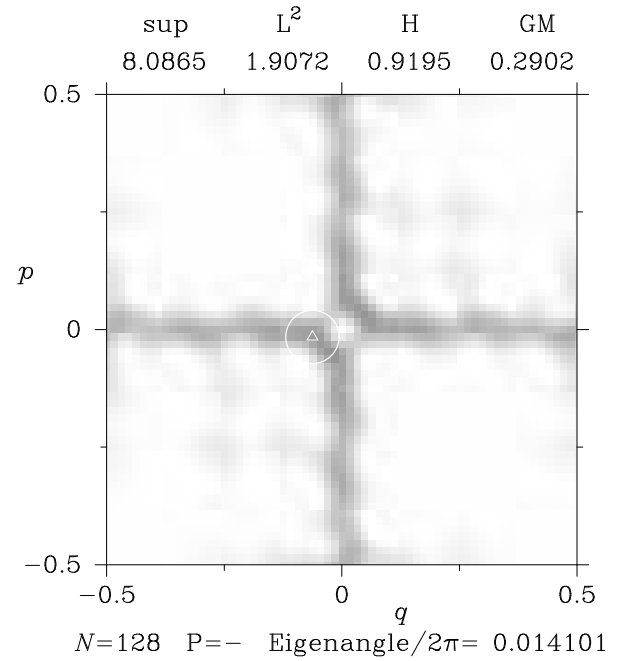
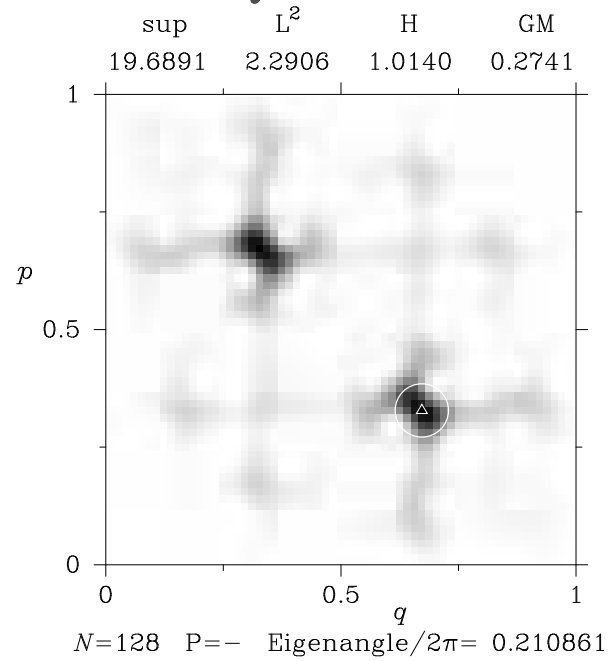
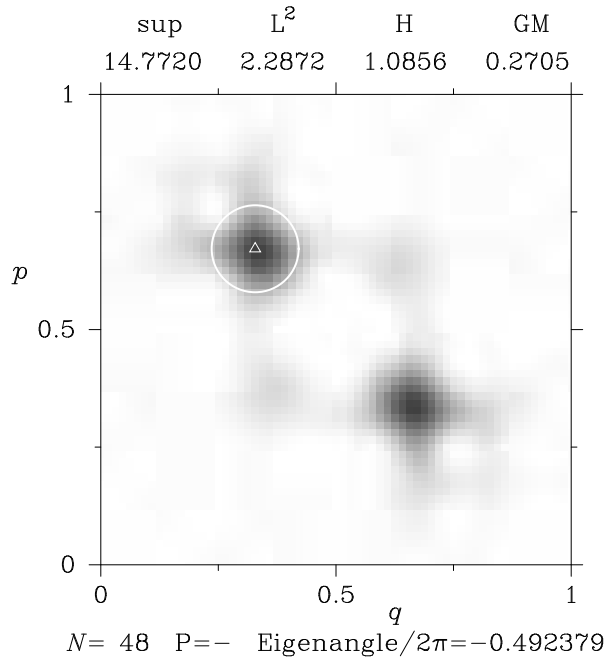
parity eigenstates for the quantization of the S -cat map. *In left column:* log-linear scale plots of $N^{3/2}h_k$, in the same general conventions as fig.3a. *In right column:* log-log plots of $|h_k|$; the solid curve is the quadratic average at fixed N , against the dot-dashed straight line of the random model (without symmetry) which shows the slope $-3/2$. As in fig. 3a, the values corresponding to *the most scarred state above the fixed point* $(0,0)$ for each N are marked by bullets connected by the dashed curve.

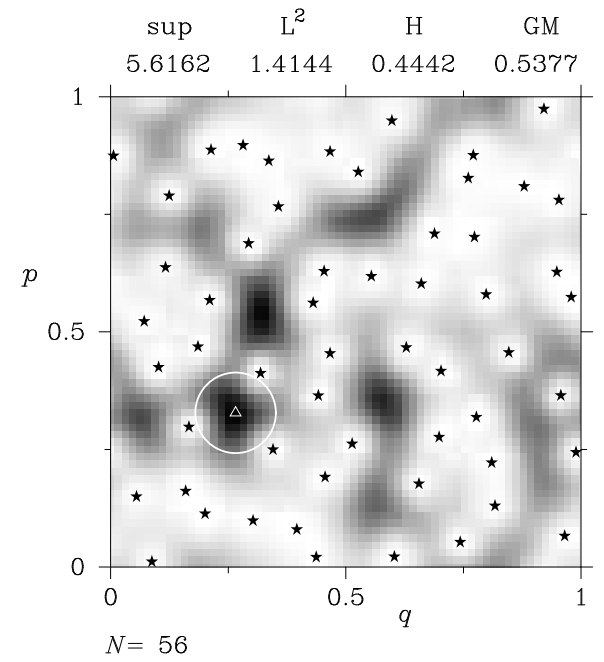
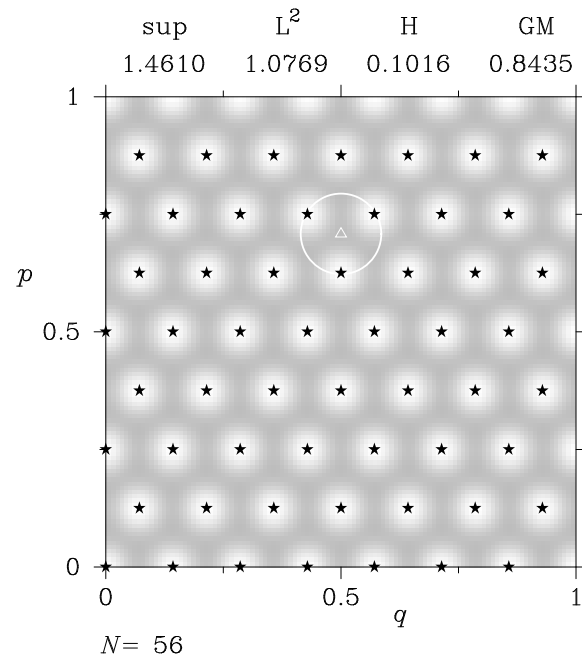
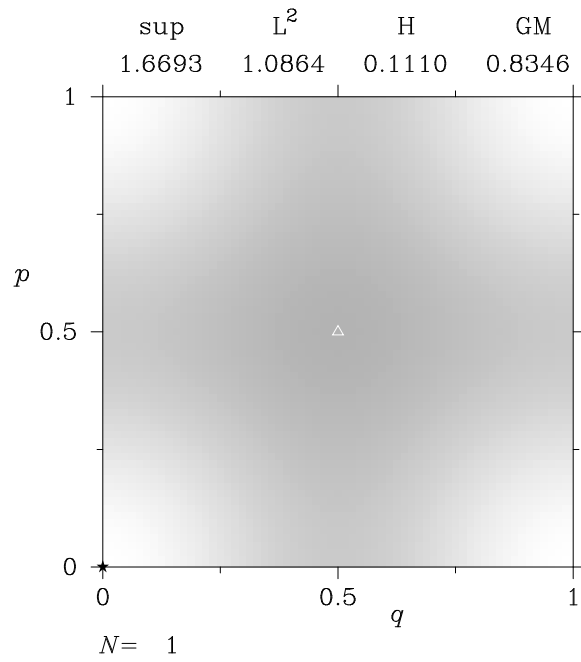
Fig.13b. Same as fig.13a, but for the even-parity eigenstates of the quantum baker's map, and only for the lowest Fourier coefficient $h_{1,0}$. As in fig.3b (left column), the bullets mark the values corresponding to *the most scarred state above the fixed point* $(0,0)$ for each N , and the dashed curve connects these values above the special subsequence $N = 2^k$.

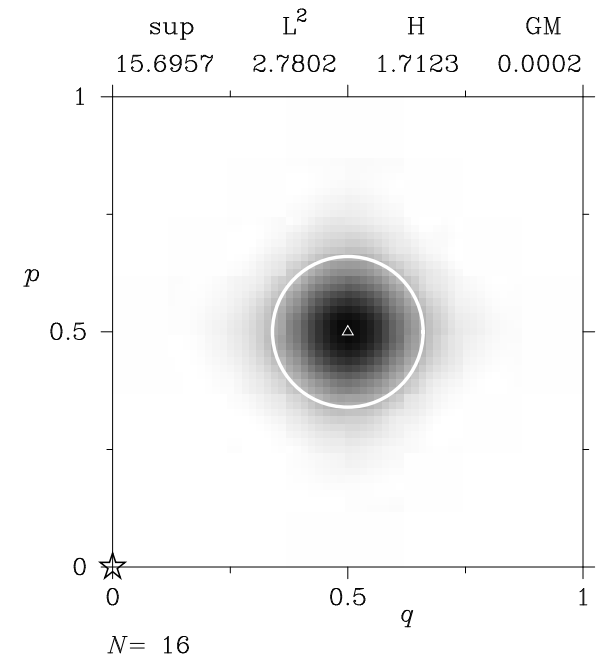
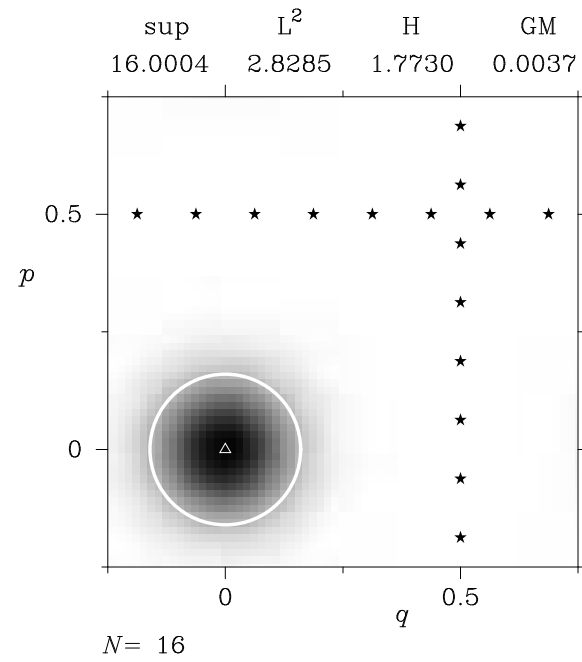
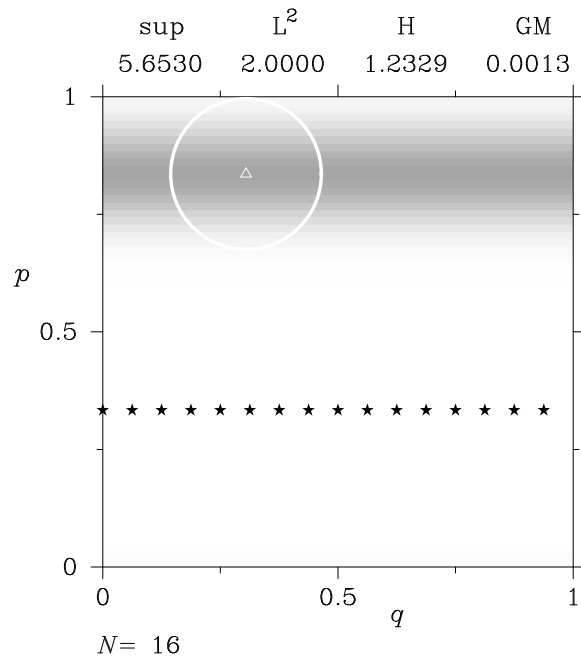
Fig. 14. Poincaré's upper-half-plane $\{\Im(\tau) > 0\}$. The fundamental domain of $\text{PSL}(2, \mathbb{Z})$ is bounded by the 3 pieces of hyperbolic geodesics drawn as thick curves. The horizontal dashed line corresponds to $\Im(\tau) = t_o$: above this line, $\Re(\eta'/\eta)$ has the sign of $\sin(2\pi\Re(\tau))$, as marked. The modular transformation J maps the semi-circle (α, B'', A', β) onto the vertical axis (α', B', A, β') . Large arrows indicate directions of increasing values of $\text{GM}[H_{\chi(\tau)}]$ along the semi-circles and the vertical axes $\Re(\tau) = 0, \pm 1/2$. The maxima of $\text{GM}[H_{\chi(\tau)}]$ are the points A, A' and their modular images.





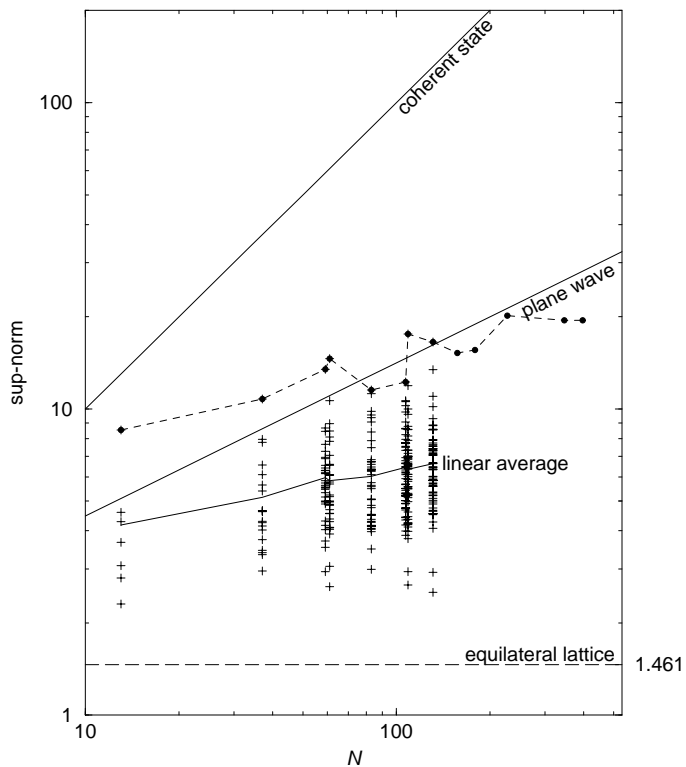






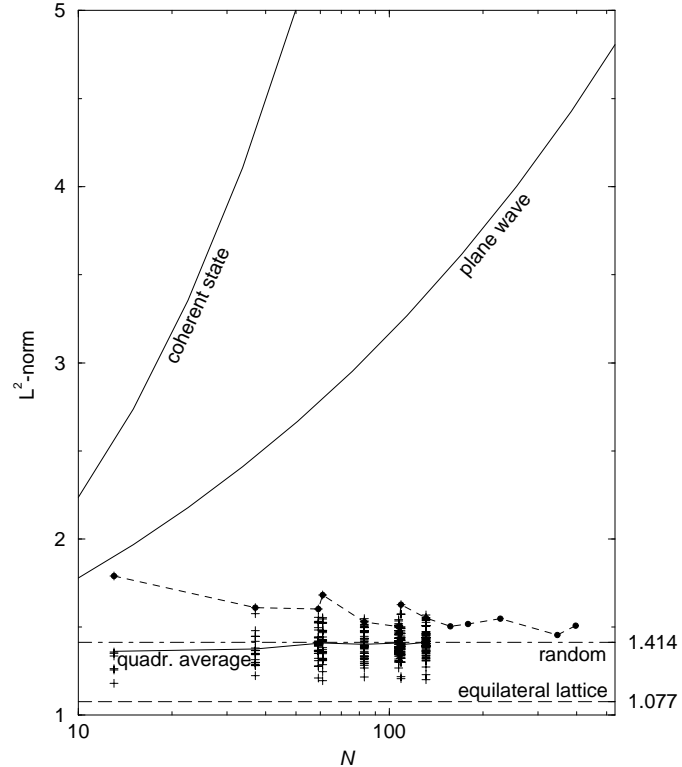
Scat P = +

(a)



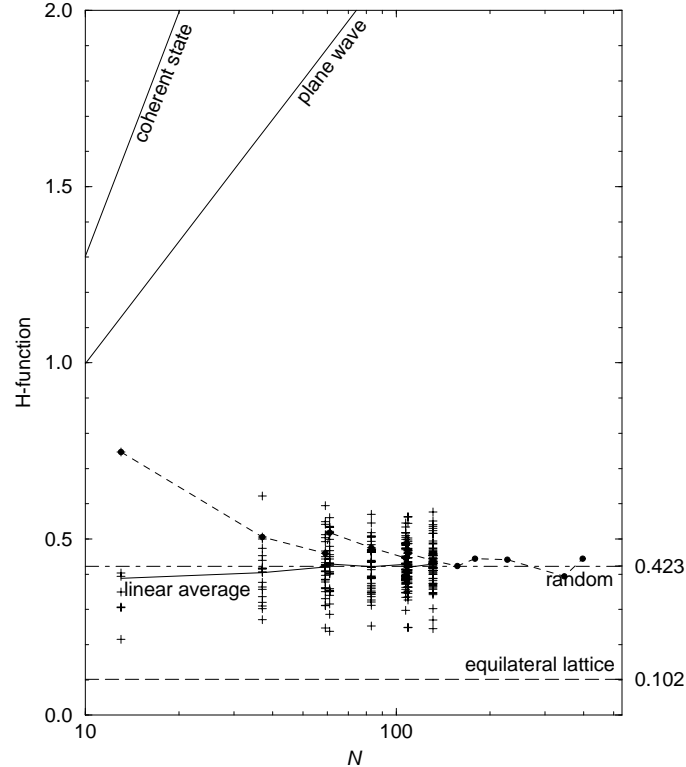
Scat P = +

(b)



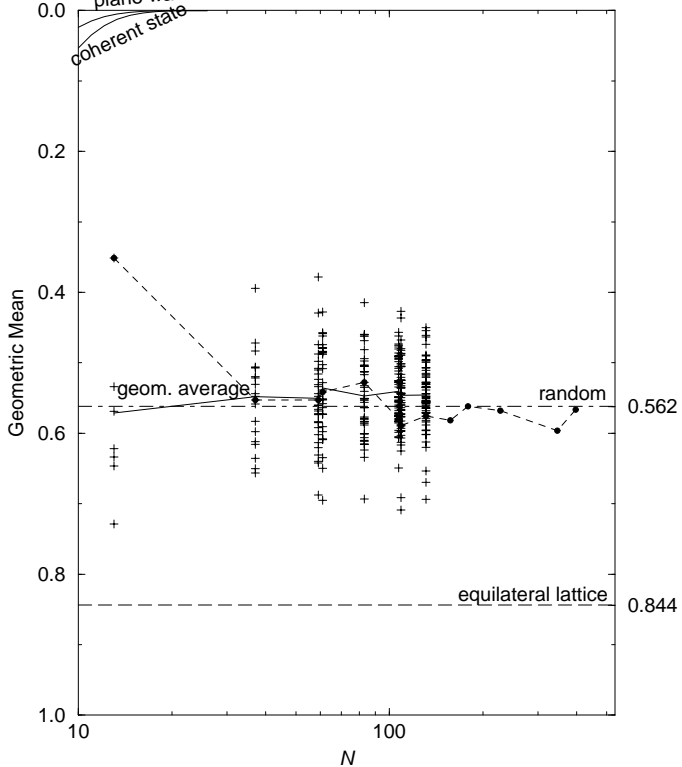
Scat P = +

(c)

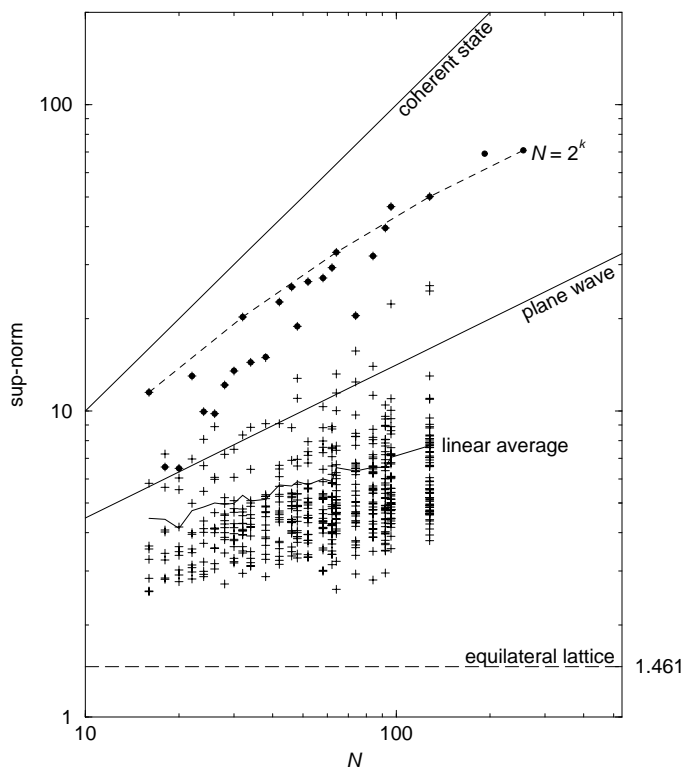


Scat P = +

(d)

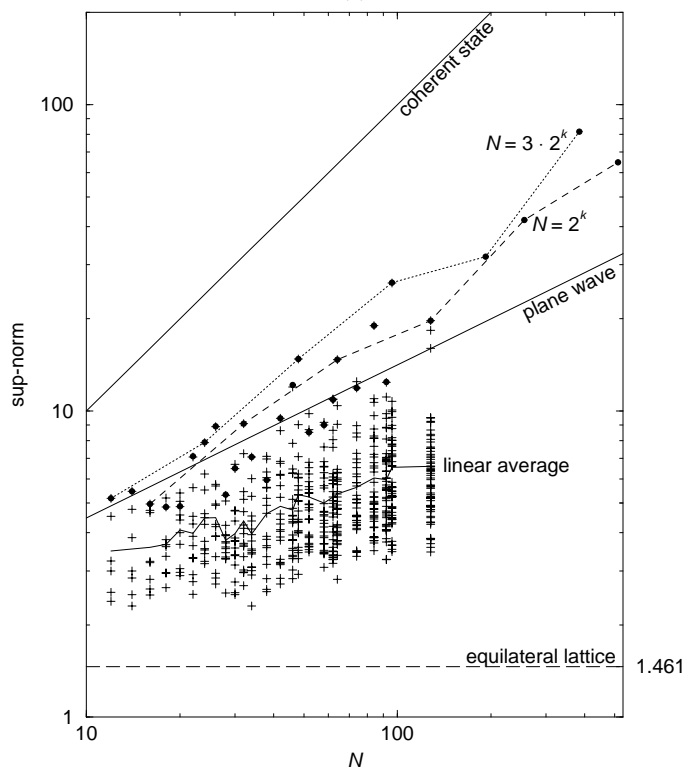


Baker P = +

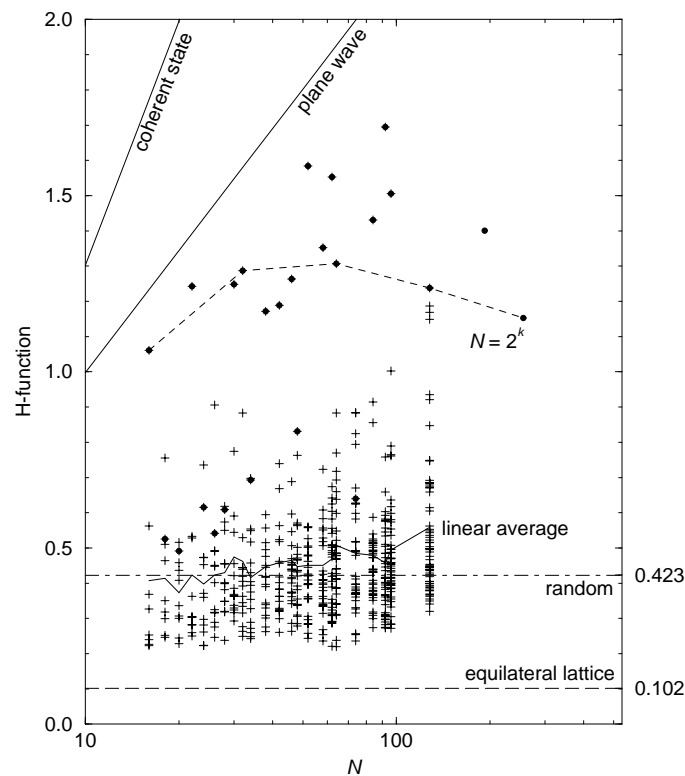


Baker P = -

(b)

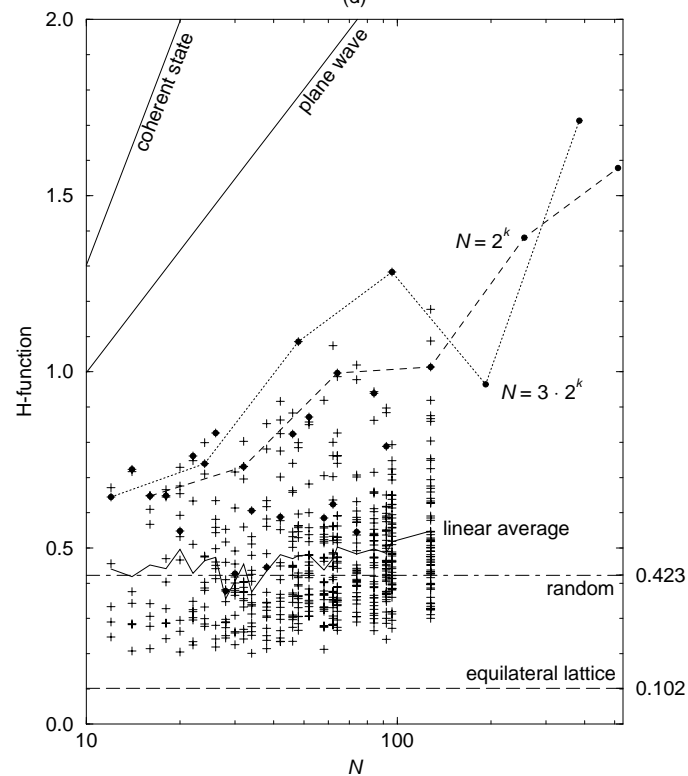


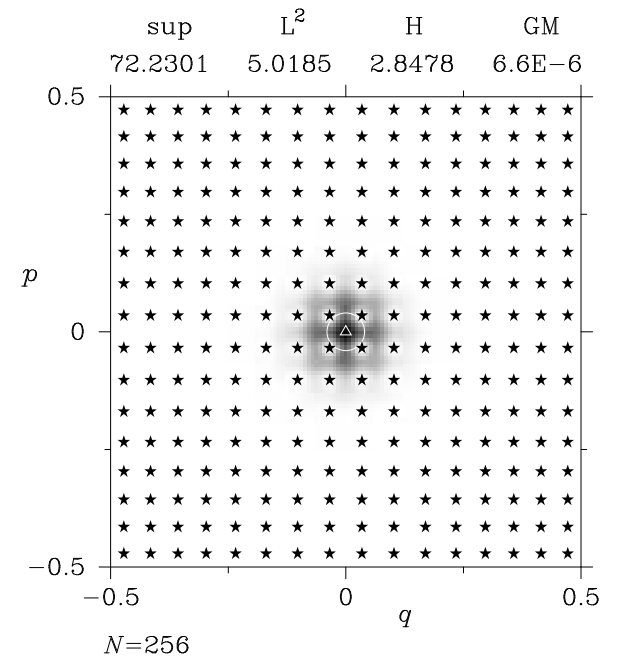
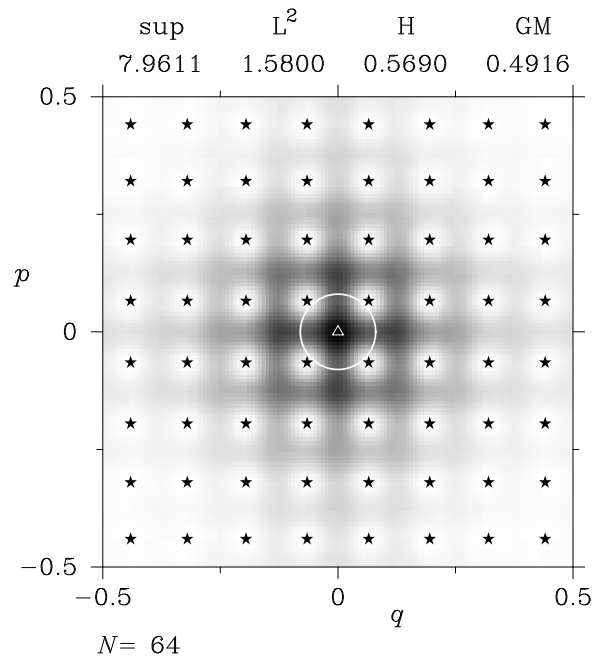
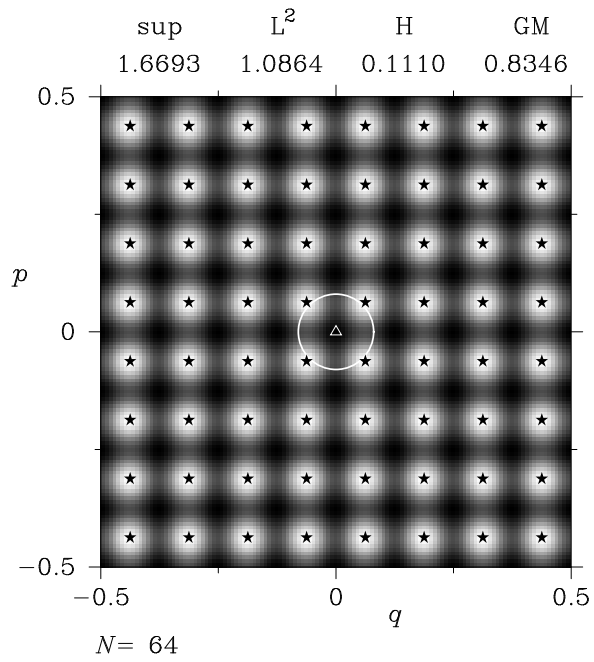
Baker P = +

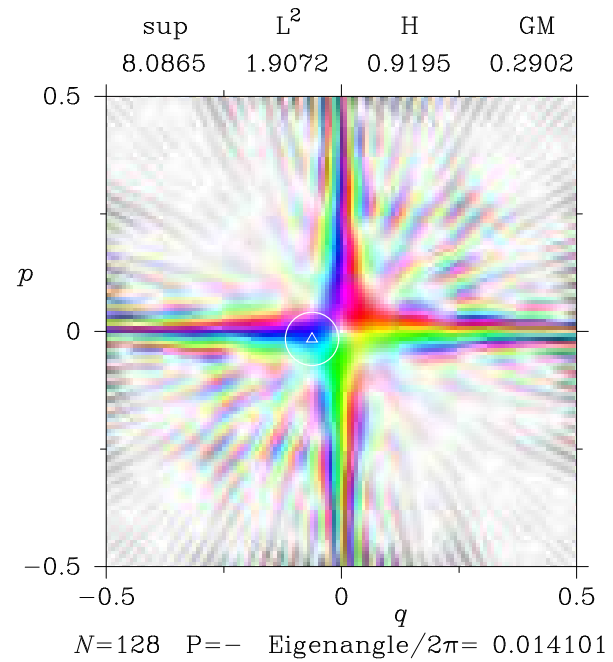
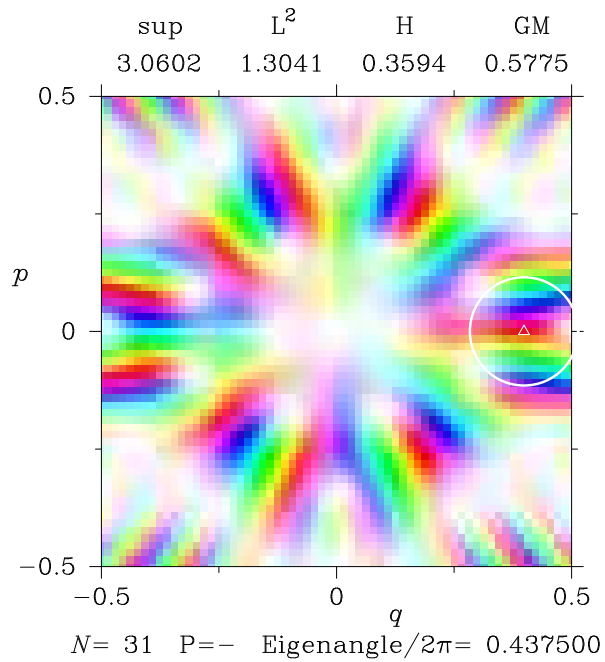
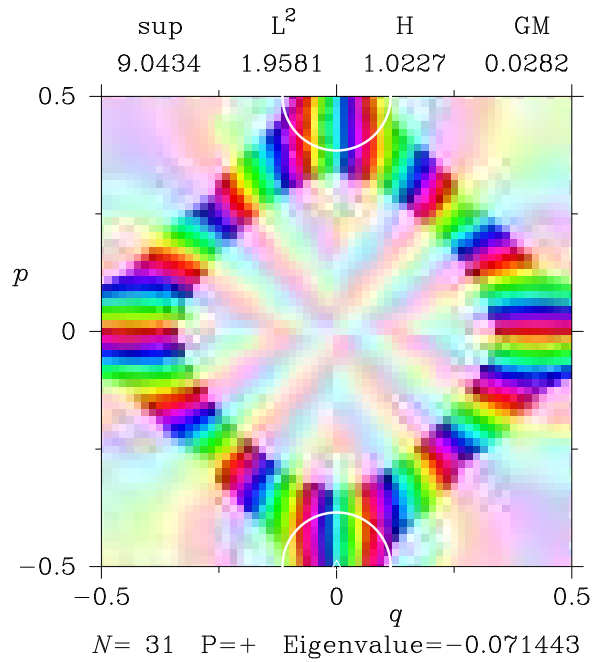
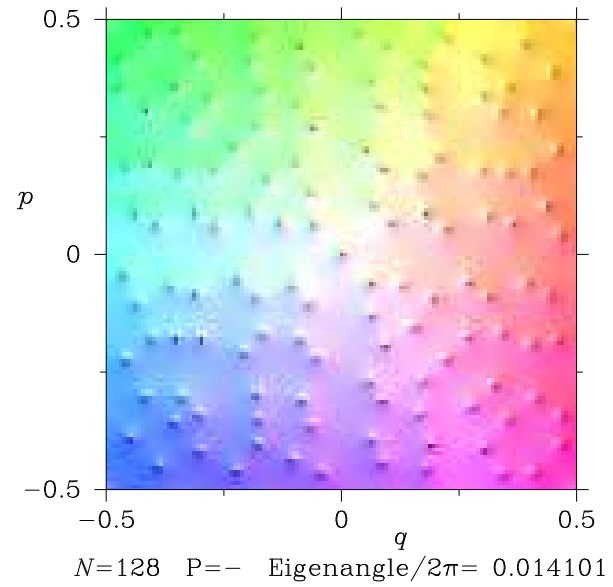
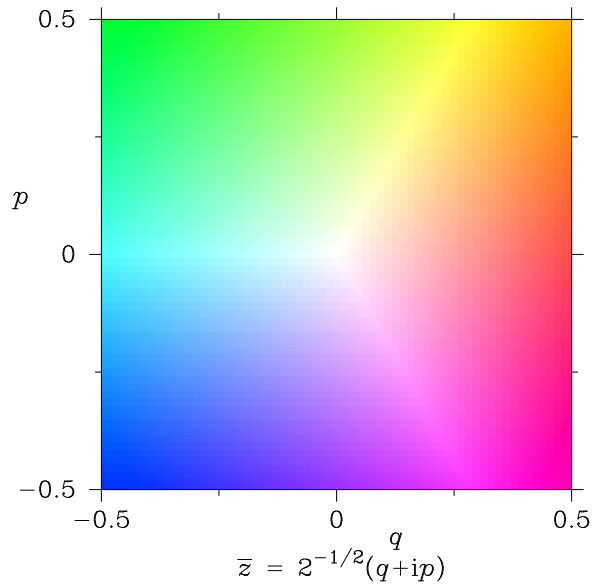
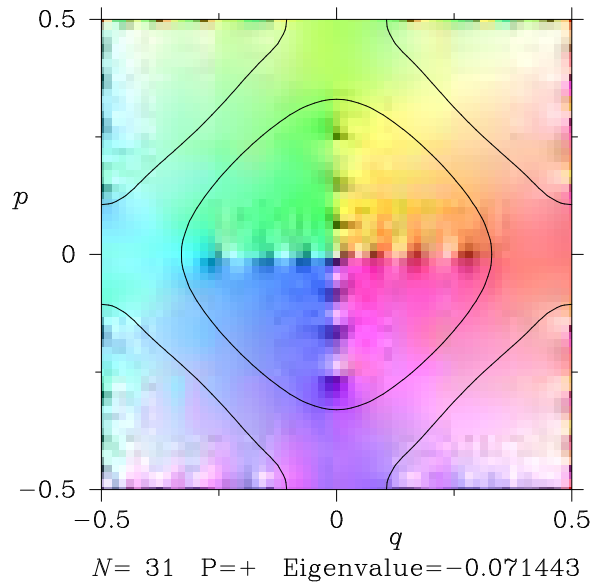


Baker P = -

(d)

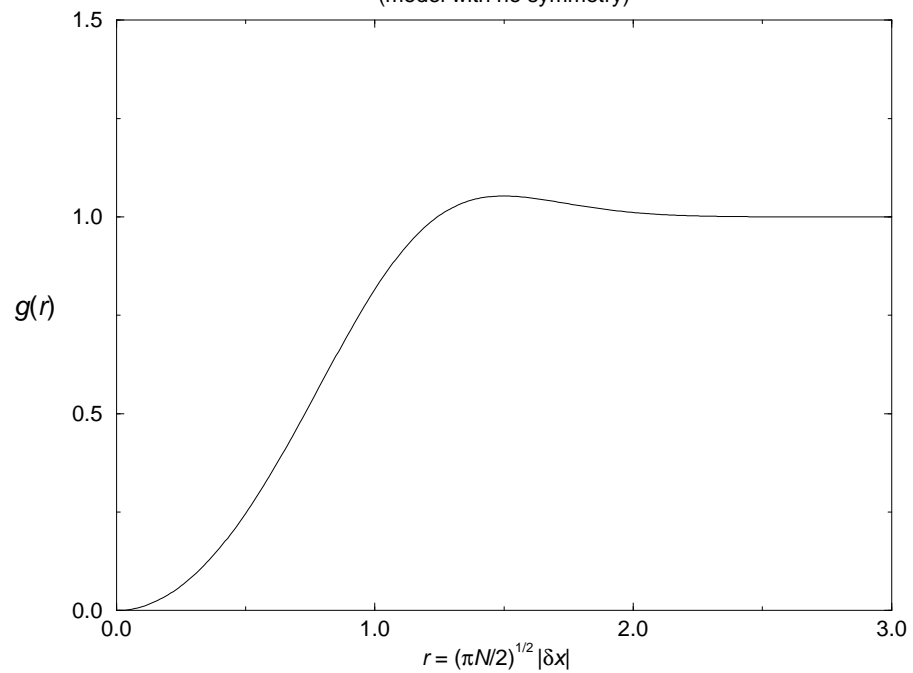






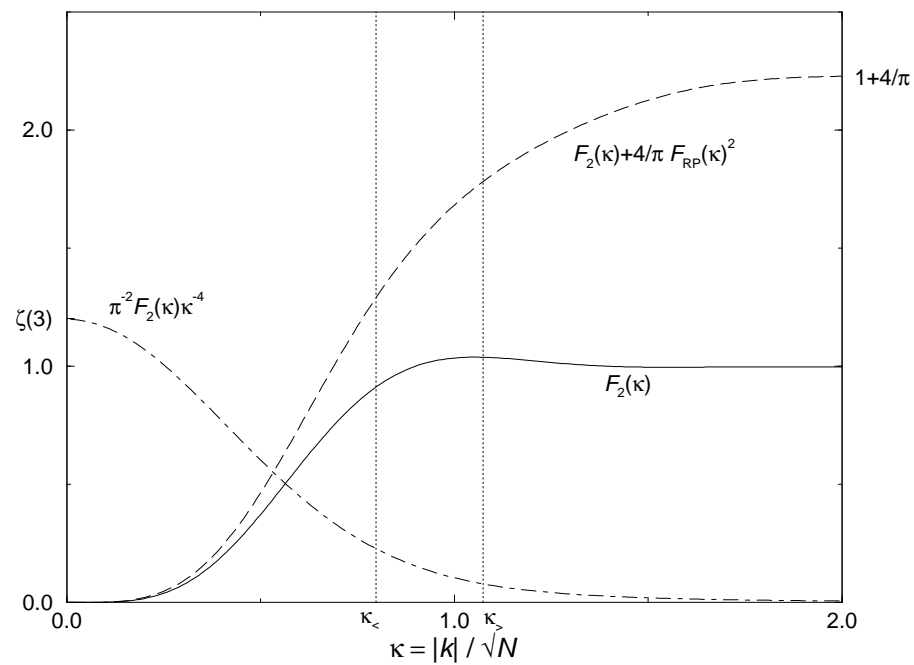
2-point correlation function

(model with no symmetry)



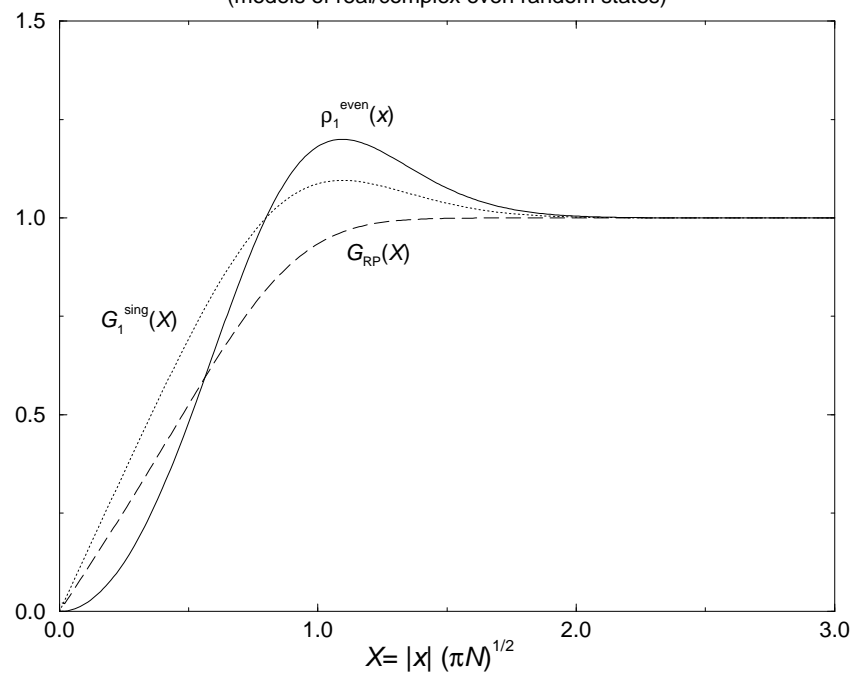
Various rescaled form factors

(models of real/complex even random states)

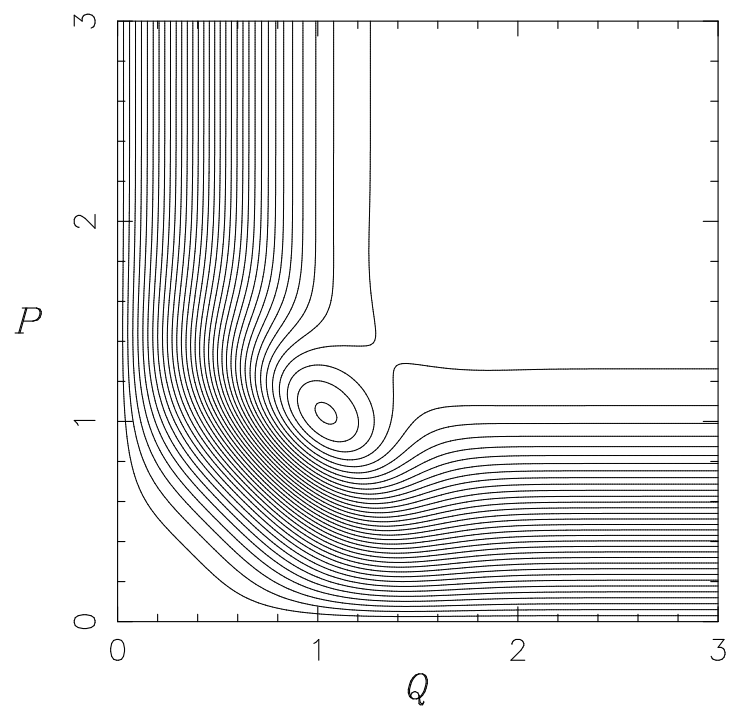


1-point functions

(models of real/complex even random states)

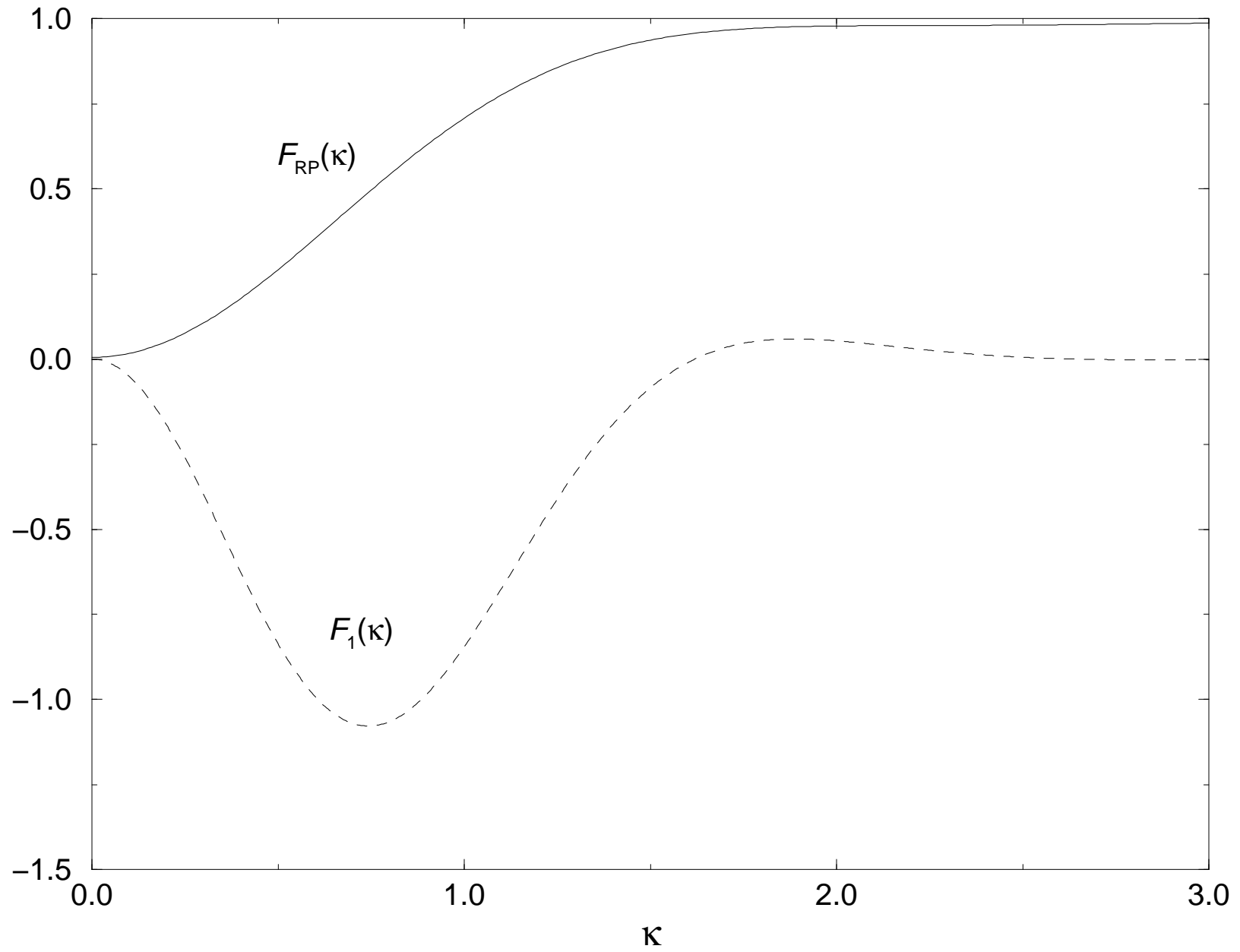


$G_1(Q, P)$



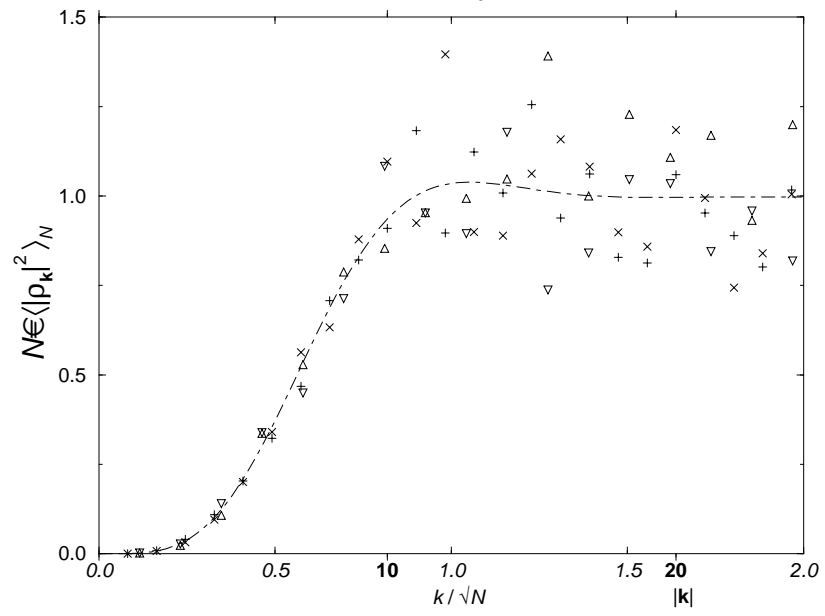
Rescaled average Fourier coefficients

(models of real/complex even random states)



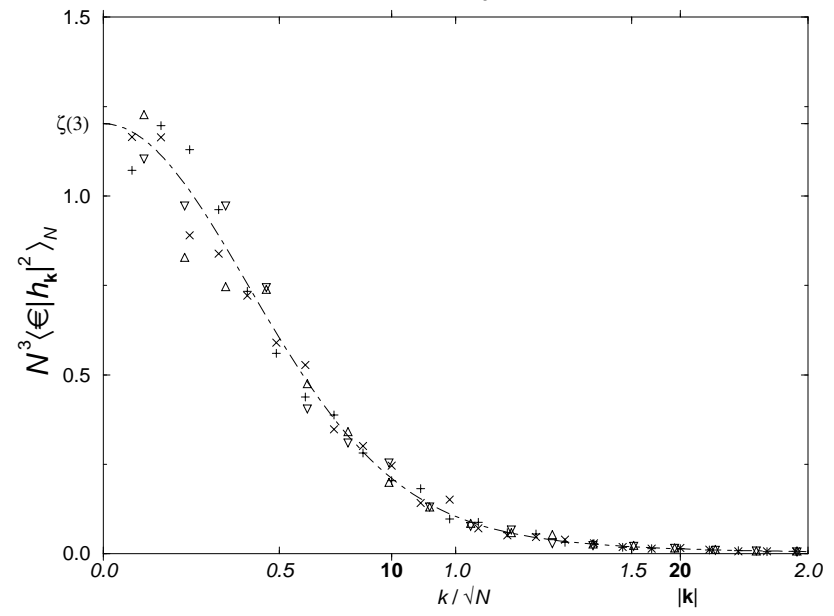
S' cat P = +

N = 149



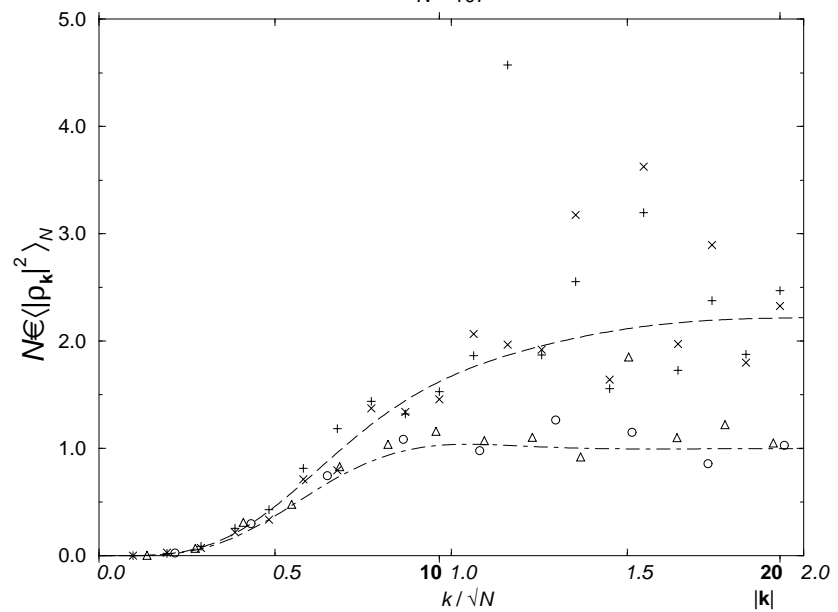
S' cat P = +

N = 149



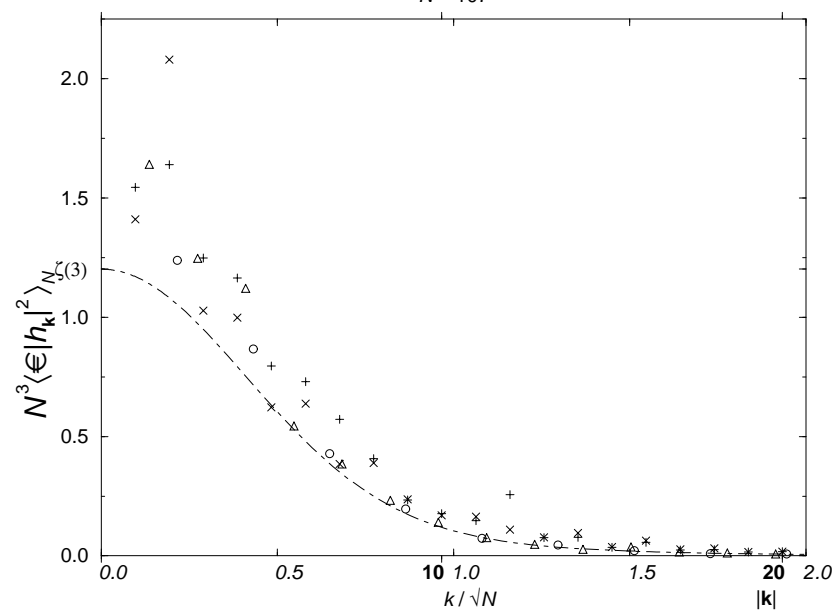
Scat P = +

N = 107



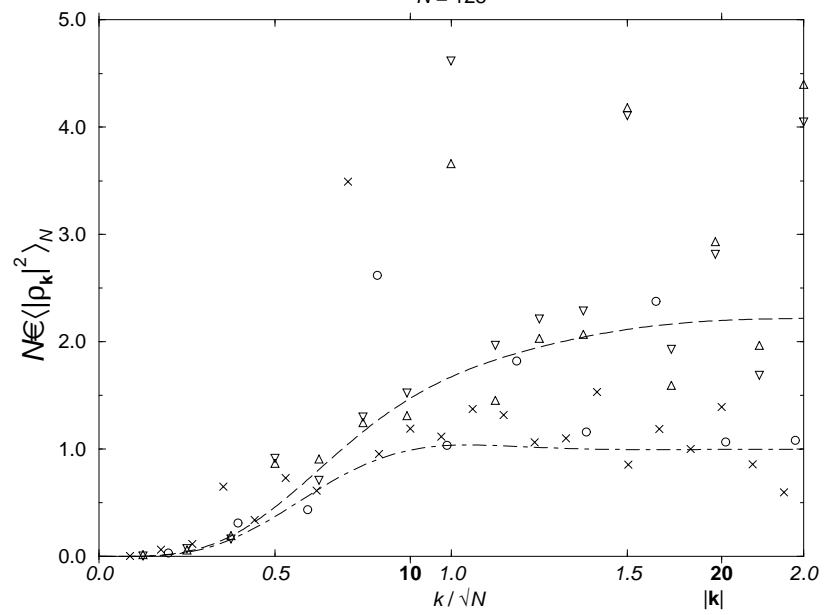
Scat P = +

N = 107



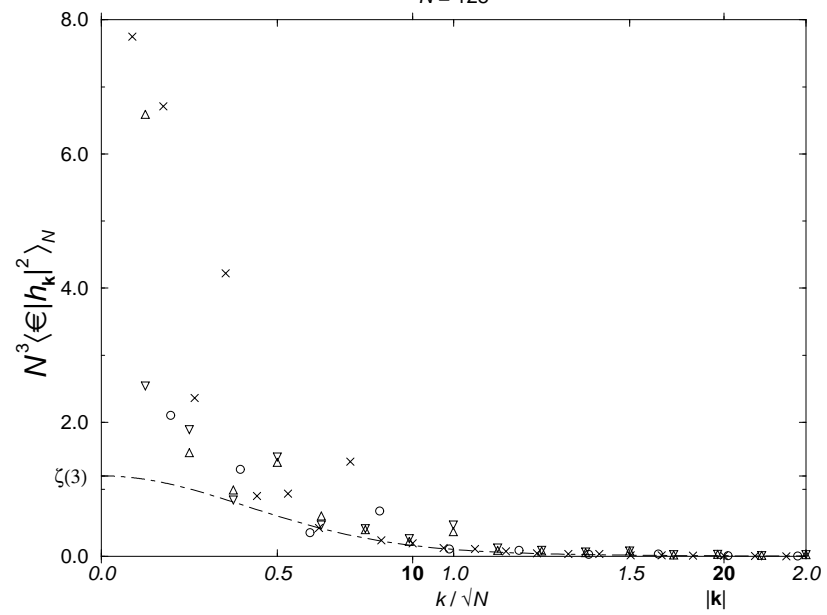
Baker P = +

N = 128

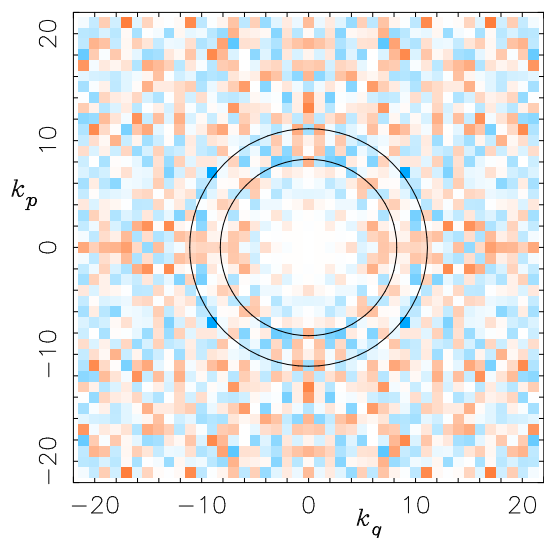


Baker P = +

N = 128

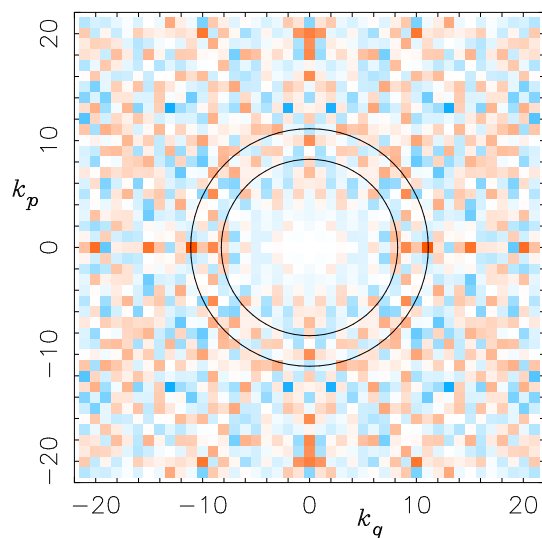


S cat

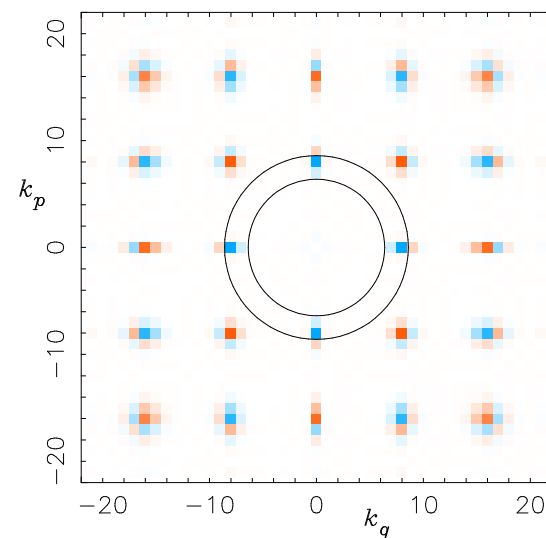


$N=107$ $P=+$ Eigenangle/ $2\pi=0.313679$

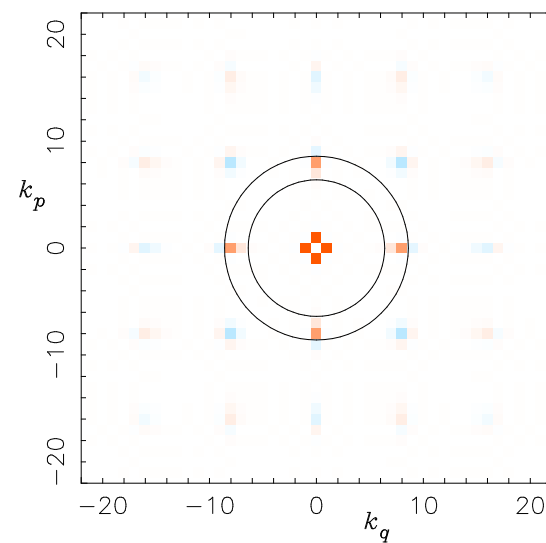
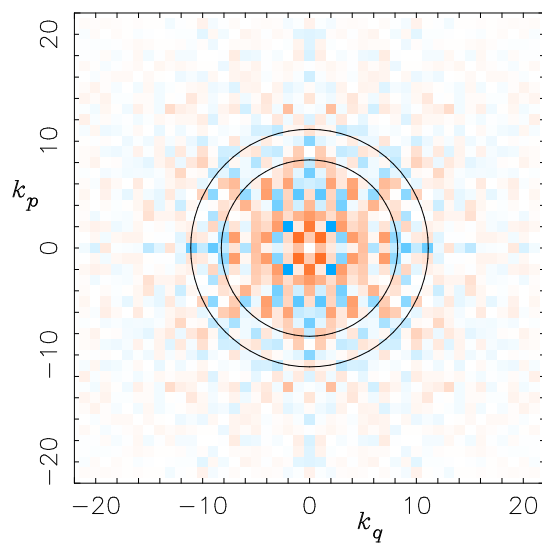
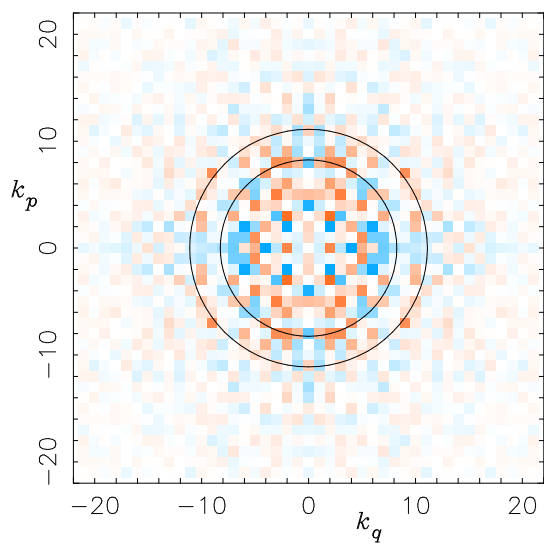
S cat



$N=107$ $P=+$ Eigenangle/ $2\pi=0.011792$

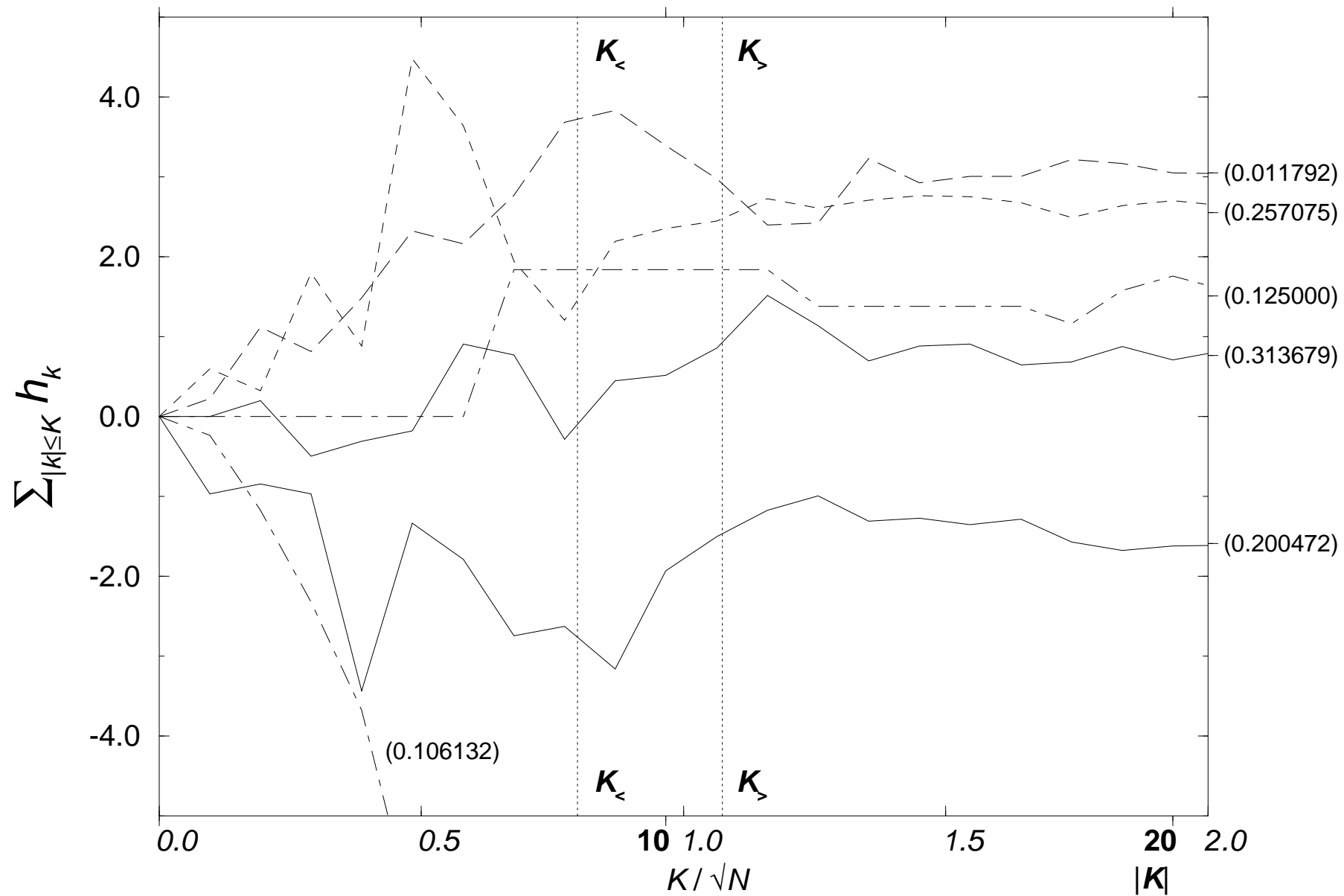


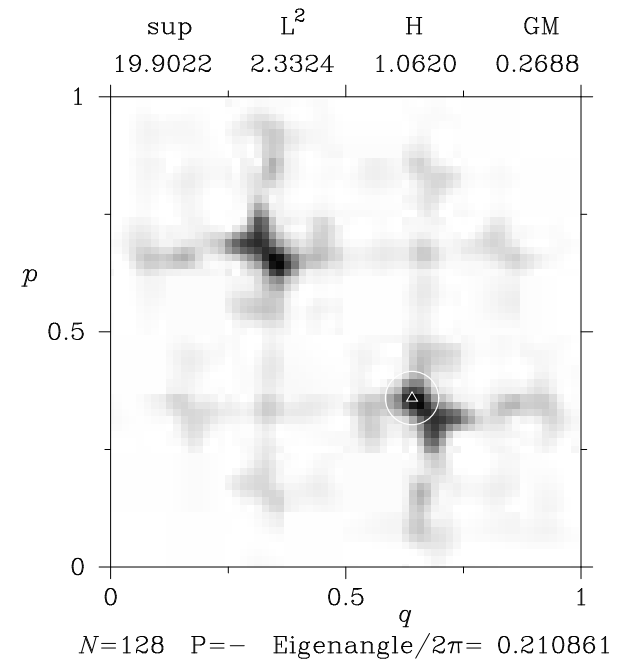
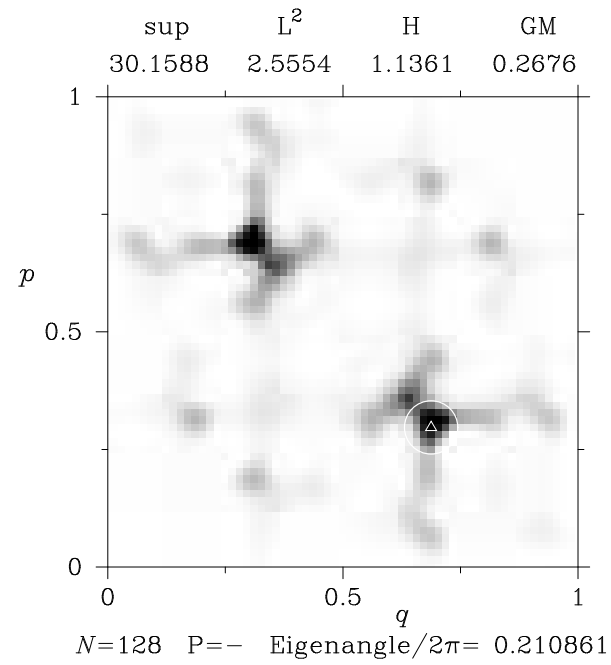
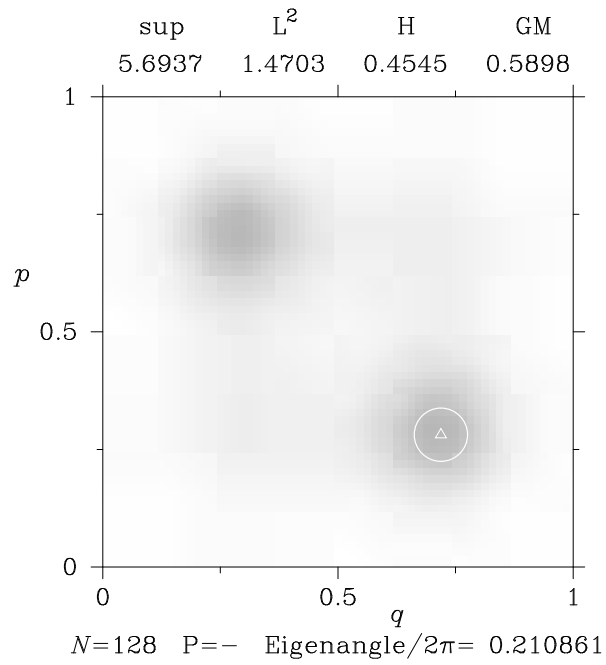
$N=64$



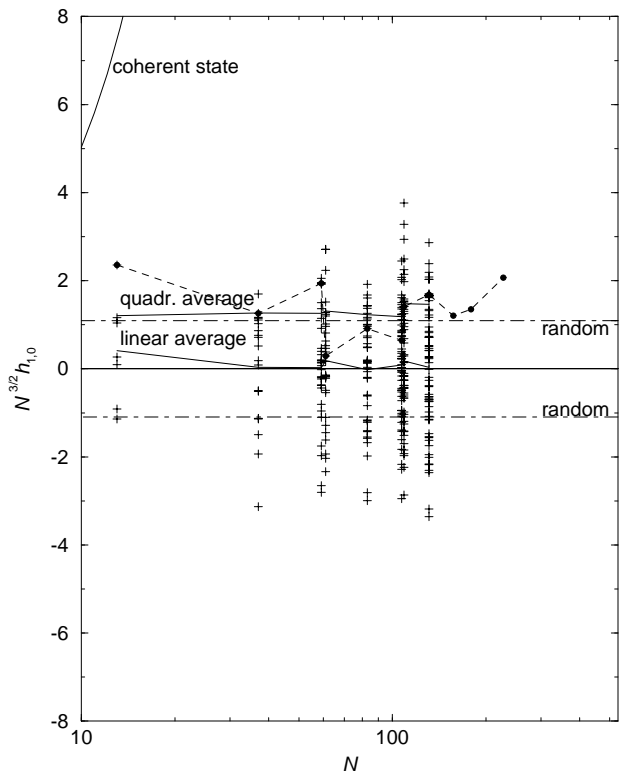
S cat P = +

$N = 107$

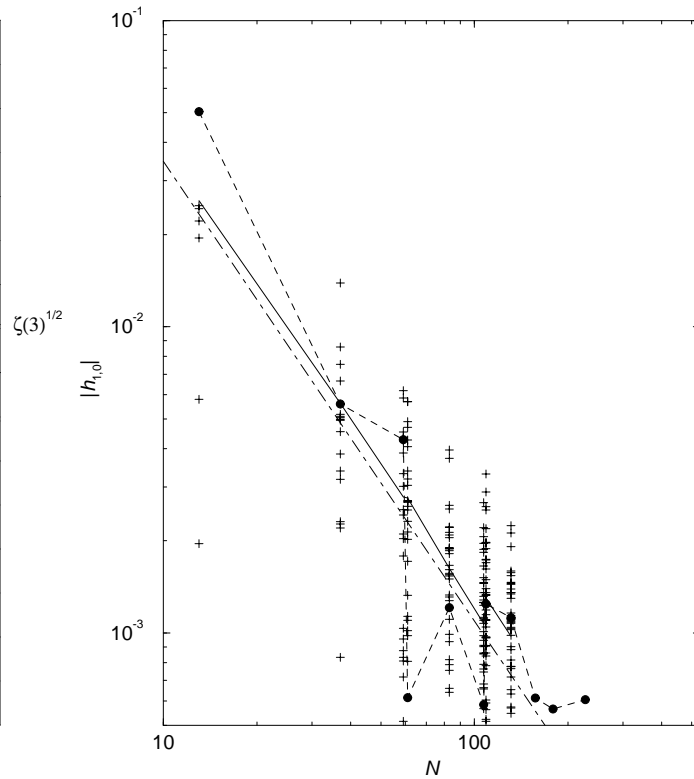




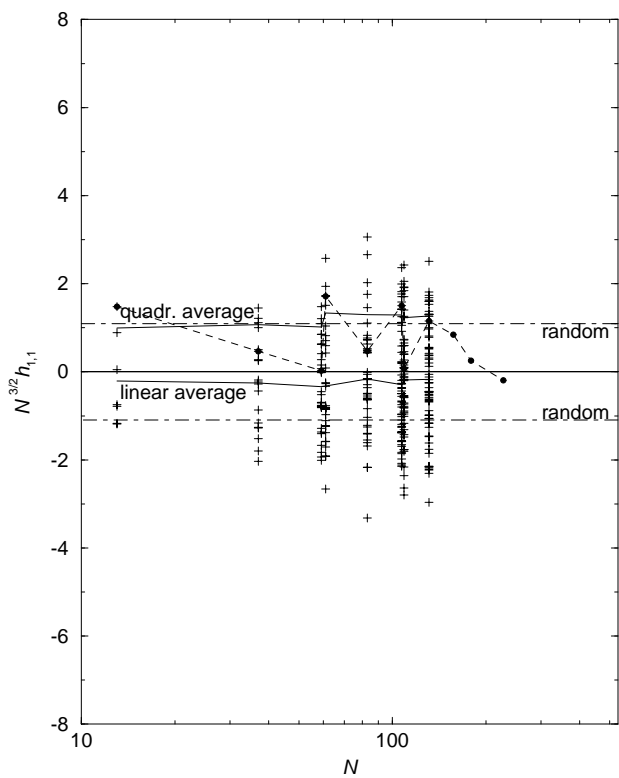
Scat P = +



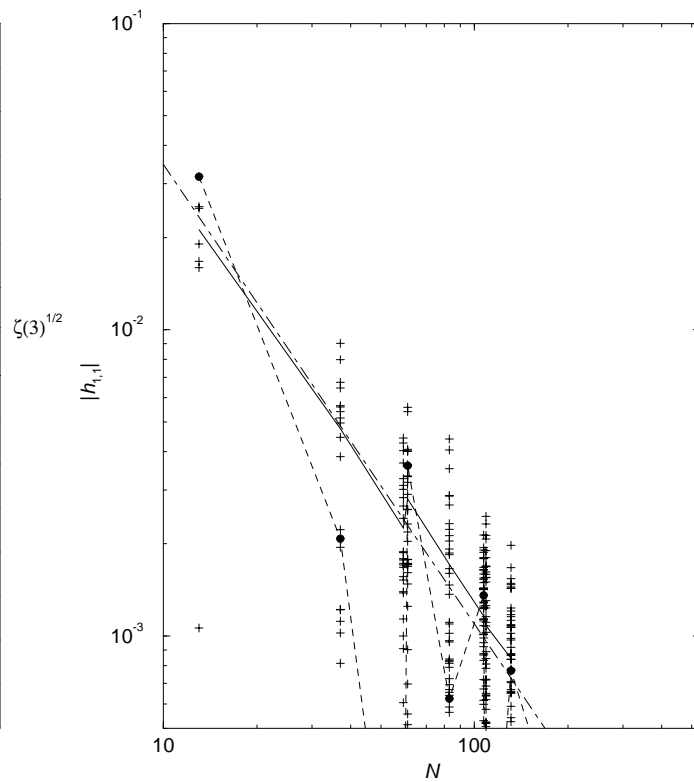
Scat P = +



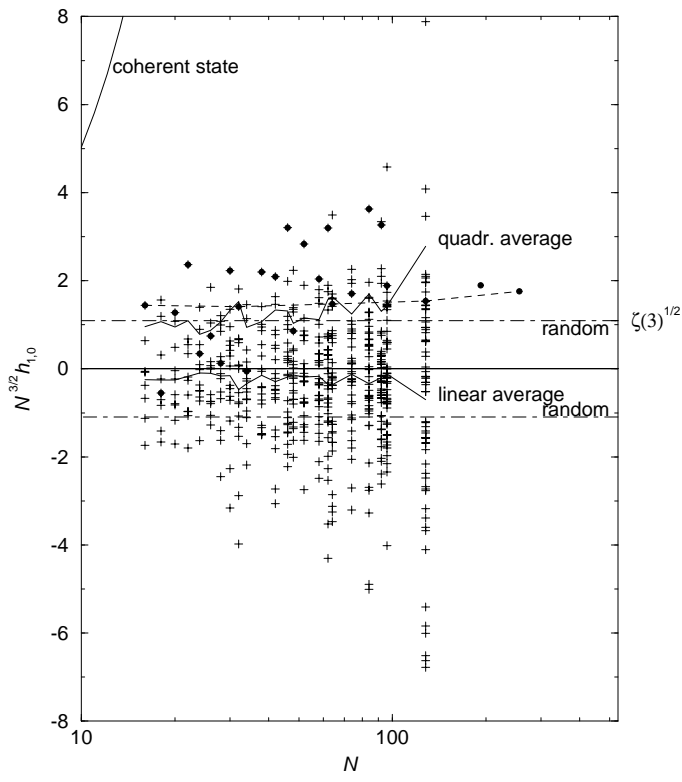
Scat P = +



Scat P = +



Baker P = +



Baker P = +

