

Stochastic Responses of the Stable Period- p Orbits in One-Dimensional Noisy Map Systems

Tian-Nan Wang¹, Rue-Ron Hsu², Han-Tzong Su³, Wei-Fu Lin⁴,

Jyh-Long Chern⁵, and Chia-Chu Chen⁶

Nonlinear Science Group, Department of Physics,

National Cheng Kung University,

Tainan, Taiwan 70101, Republic of China

ABSTRACT

We analytically derive the correlation functions of the stochastic response of period- p orbits in a generic one-dimensional map system under the influence of weak external, additive white noise. Two approaches, a recurrence scheme and a path integral method, are provided. Beside the supercycle, we recognise that the fluctuations on each elements of the period- p orbits are colored noise which have non-vanishing time correlation. The results also indicate that the stochastic responses will be stationary after a large number of period- p iterations. The analytical results are confirmed by numerical simulations.

PACS number(s): 02.50.Fz, 05.40.+j

Typeset using L^AT_EX

¹E-mail address: skyboy@ibm65.phys.ncku.edu.tw

²E-mail address: rrhsu@mail.ncku.edu.tw

³E-mail address: htsu@mail.ncku.edu.tw

⁴E-mail address: wfl@ibm65.phys.ncku.edu.tw

⁵E-mail address: jlchern@mail.ncku.edu.tw

⁶E-mail address: chiachu@mail.ncku.edu.tw

1 Introduction

The role of dynamical noise in the deterministic nonlinear system has been studied extensively [1]-[9]. These results indicate that, in a noisy dynamical system, not only the higher periods become obliterated by the increasing noise level but the bifurcation points themselves become blurred. In particular, at the points of bifurcation, the Lyapunov exponents no longer vanish as they do in the deterministic limit. Meanwhile, through both numerical and analytical studies, some universal scaling behaviors are discovered at the onset of chaos even in the noisy dynamical system [2]-[5]. Mayer-Kress and Haken carried out numerical investigation on the distribution function of stochastic response of a logistic model with uniform white noise using an integral recursion formula [6]. But the analytical form of the correlation function, or distribution function, of the stochastic response of period- p orbits in a generic noisy map system was not presented.

Later on, in a review paper [7], Crutchfield, Farmer and Huberman studied the stochastic response of a noisy one-dimensional map, $x_{n+1} = rf(x_n) + p_n$, where $f(x) = x(1 - x)$ and p_n is the external noise. They proposed that the stochastic response should be regarded as the fluctuation on the control parameter r . It means that the noisy map can be rewritten as $x_{n+1} = (r + q_n)f(x_n)$, where q_n is the response parametric noise. However, when we numerically study the bifurcation diagrams of the noisy logistic map and the noisy Ikeda map, see Fig. 1, we notice that the mean values of x_n on

each elements of noisy stable orbits coincide with those of the stable orbits without noise. This fact implies that the dispersion should be regarded as the fluctuation on the elements of noise-free period- p orbits $\{\bar{x}_m^{(p)} \mid 1 \leq m \leq p\}$ of the one-dimensional map $x_{n+1} = f_r(x_n)$. In this map, the element of period- p orbits $\bar{x}_m^{(p)}$ and control parameter r obey the periodicity condition, $\bar{x}_m^{(p)} = f_r^p(\bar{x}_m^{(p)})$, and the stability condition, $|M^{(p)}| \equiv |\prod_{m=1}^p (\frac{\partial f_r}{\partial x}|_{\bar{x}_m^{(p)}})| < 1$.

Based on this observation, we will derive the general formula for the correlation function of each elements on the period- p orbits by a recurrence scheme and by a path integral method. The results indicate that, beside the supercycles, the stochastic responses are colored in nature which means that the correlation between the kp -th step and the $(k + \ell)p$ -th step are non-vanishing. It also shows that the correlation functions, or the distribution functions, of the stochastic response are stationary after kp iterations when $k \gg 1$. The plan of this paper is as following. We derive the correlation functions by recurrence scheme in section 2, and by path integral method in section 3. Numerical verification on two interesting systems, logistic map and Ikeda map, are demonstrated in section 4. Finally, some concluding remarks are provided.

2 Recurrence scheme

Here, we consider a generic one-dimensional nonlinear map in which the external additive noise is involved dynamically,

$$x_{n+1} = f_r(x_n) + \eta_n, \quad (1)$$

where η_n is white noise with zero mean, i.e. $\langle \eta_n \eta_m \rangle = D \delta_{nm}$ and $\langle \eta_n \rangle = 0$. For examples, D is $\frac{\sigma^2}{3}$ for uniform white noise with noise level σ and $D = \sigma^2$ for Gaussian white noise with standard deviation σ .

To derive the stochastic response on each elements of fluctuating period- p orbit, we let the initial state x_m to be located in the neighbourhood of $\bar{x}_m^{(p)}$, i.e. $x_m = \bar{x}_m^{(p)} + \xi_m$, $\xi_m \ll 1$. After kp iterations, the stochastic response on the m -th element of period- p can be regarded as the fluctuation on the m -th element of noise-free period- p orbits, that is

$$x_{kp+m} \equiv \bar{x}_{kp+m}^{(p)} + \xi_{kp+m} = \bar{x}_m^{(p)} + \xi_{kp+m}. \quad (2)$$

Here, ξ_{kp+m} is the stochastic response on the m -th elements of period- p after k times of period- p iteration.

From now on, the noise level and stochastic response will be assumed to be small in comparison with the noise-free period- p orbits such that the perturbation scheme is applicable. By substituting Eq.(2) and $x_{(k+1)p+m} = \bar{x}_m^{(p)} + \xi_{(k+1)p+m}$ into the p times iteration of Eq.(1), i.e.

$$x_{(k+1)p+m} = f_r(\dots f_r(f_r(x_{kp+m}) + \eta_{kp+m}) + \eta_{kp+m+1} \dots) + \eta_{kp+m+p-1}. \quad (3)$$

It leads to a recurrence relation between $\xi_{(k+1)p+m}$ and ξ_{kp+m} ,

$$\xi_{(k+1)p+m} = M^{(p)}\xi_{kp+m} + H_{k,m}^{(p-1)}. \quad (4)$$

Here, we have denoted

$$M^{(p)} \equiv \prod_{i=0}^{p-1} M_{m+i}^{(p)} \quad (5)$$

and

$$H_{k,m}^{(p-1)} \equiv \begin{cases} \eta_{k+m} & , \text{ for } p = 1, \\ \sum_{j=1}^{p-1} (M_{j,m}^{(p-1)}\eta_{kp+m+j-1}) + \eta_{kp+m+p-1} & , \text{ for } p \geq 2, \end{cases} \quad (6)$$

where

$$M_{m+i}^{(p)} \equiv \frac{\partial f_r}{\partial x} \Big|_{\bar{x}_{m+i}^{(p)}} \quad (7)$$

and

$$M_{j,m}^{(p-1)} \equiv \prod_{i=j}^{p-1} M_{m+i}^{(p)}. \quad (8)$$

By iterating the recurrence relation, Eq.(4), one obtains

$$\xi_{kp+m} = (M^{(p)})^k \xi_m + \sum_{i=1}^k (M^{(p)})^{i-1} H_{k-i,m}^{(p-1)}. \quad (9)$$

For simplicity, but without loss of generality, we set the initial state to be $x_m = \bar{x}_m^{(p)}$, that is $\xi_m = 0$. Therefore, the stochastic response, after kp times of iteration, becomes

$$\xi_{kp+m} = \sum_{i=1}^k (M^{(p)})^{i-1} H_{k-i,m}^{(p-1)}. \quad (10)$$

As a result, the mean fluctuation of stochastic response is zero when the $\langle \eta_k \rangle = 0$. Here, $\langle \eta_k \rangle \equiv \lim_{N \rightarrow \infty} \frac{1}{N} \sum_{i=0}^{N-1} \eta_k^{(i)}$ denotes the ensemble average. The correlation function of stochastic response between the k p -th step and the $(k + \ell)$ p -th step can be written as

$$\langle \xi_{(k+\ell)p+m} \xi_{kp+m} \rangle = \sum_{i'=1}^{k+\ell} \sum_{i=1}^k (M^{(p)})^{i'-1} (M^{(p)})^{i-1} \langle H_{(k+\ell)-i',m}^{(p-1)} H_{k-i,m}^{(p-1)} \rangle. \quad (11)$$

Using the properties of the input white noise, we find, for the case $p \geq 2$,

$$\begin{aligned} & \langle H_{(k+\ell)-i',m}^{(p-1)} H_{k-i,m}^{(p-1)} \rangle \\ &= \sum_{j'=1}^{p-1} \sum_{j=1}^{p-1} M_{j',m}^{(p-1)} M_{j,m}^{(p-1)} \langle \eta_{(k+\ell-i')p+m+j'-1} \eta_{(k-i)p+m+j-1} \rangle \\ &+ \langle \eta_{(k+\ell-i')p+m+p-1} \eta_{(k-i)p+m+p-1} \rangle \\ &= \sum_{j'=1}^{p-1} \sum_{j=1}^{p-1} M_{j',m}^{(p-1)} M_{j,m}^{(p-1)} \delta_{j,j'} \delta_{i,i'-\ell} D + \delta_{i,i'-\ell} D \\ &= \left(1 + \sum_{j=1}^{p-1} (M_{j,m}^{(p-1)})^2 \right) \delta_{i,i'-\ell} D. \end{aligned} \quad (12)$$

Therefore, the correlation function (for $p \geq 2$) between the k p -th step and the $(k + \ell)$ p -th step is

$$\langle \xi_{(k+\ell)p+m} \xi_{kp+m} \rangle = \frac{(M^{(p)})^\ell (1 - (M^{(p)})^{2k})}{1 - (M^{(p)})^2} \left\{ 1 + \sum_{j=1}^{p-1} (M_{j,m}^{(p-1)})^2 \right\} D. \quad (13)$$

It should be noted that the term $\sum_{j=1}^{p-1} (M_{j,m}^{(p-1)})^2$ in Eq.(13) will be zero for the most trivial case $p = 1$.

3 Path integral approach

As it has been shown in previous section using the recurrence scheme, one can derive the correlation function of stochastic response of a dynamical map contaminated by uniform or Gaussian white noise. Due to the excellent form of Gaussian white noise

$$\rho(\eta_i) = \frac{1}{\sqrt{2\pi\sigma^2}} \exp\left\{-\frac{\eta_i^2}{2\sigma^2}\right\}, \quad (14)$$

one also can derive its stochastic response by using path integral approach.

For simplicity, we assume the initial state is located at $x_m = \bar{x}_m^{(p)}$, it means that the probability distribution of x is $P(x_m) = \delta(x_m - \bar{x}_m^{(p)})$ at the beginning. After one iteration, $x_{m+1} = f_r(x_m) + \eta_m$, the distribution function of x_{m+1} disturbed by the Gaussian noise has become

$$\begin{aligned} P(x_{m+1}) &= \int dx_m \rho(x_{m+1} - f_r(x_m)) P(x_m) \\ &= \frac{1}{\sqrt{2\pi\sigma^2}} \exp\left\{-\frac{(x_{m+1} - f_r(\bar{x}_m^{(p)}))^2}{2\sigma^2}\right\}. \end{aligned} \quad (15)$$

After the next iteration, $x_{m+2} = f_r(x_{m+1}) + \eta_{m+1}$, one can write down the distribution function of x_{m+2}

$$P(x_{m+2}) = \int dx_m \int dx_{m+1} \rho(x_{m+1} - f_r(x_m)) \rho(x_{m+2} - f_r(x_{m+1})) P(x_m). \quad (16)$$

Now, we introduce the kernel $K(x_{m+\ell}, x_m)$ which is defined as

$$P(x_{m+\ell}) = \int dx_m K(x_{m+\ell}, x_m) P(x_m). \quad (17)$$

The kernel can be read out from Eq.(16) and (17), that is

$$K(x_{m+\ell}, x_m) = \int \prod_{j=1}^{\ell-1} dx_{m+j} \prod_{j=0}^{\ell-1} K(x_{m+j+1}, x_{m+j}), \quad (18)$$

where

$$K(x_{m+j+1}, x_{m+j}) = \frac{1}{\sqrt{2\pi\sigma^2}} \exp\left\{-\frac{(x_{m+j+1} - f_r(x_{m+j}))^2}{2\sigma^2}\right\}. \quad (19)$$

Then, the distribution function of x_{kp+m} , after kp iterations begins with $x_m = \bar{x}_m^{(p)}$, is

$$P(x_{kp+m}) = \int \prod_{j=0}^{kp-1} \left\{ dx_{m+j} \frac{1}{\sqrt{2\pi\sigma^2}} \exp\left\{-\frac{(x_{m+j+1} - f_r(x_{m+j}))^2}{2\sigma^2}\right\} \right\} \delta(x_m - \bar{x}_m^{(p)}). \quad (20)$$

To obtain the distribution function by integration, we change the variable x_{m+j} to $x_{m+j} = \bar{x}_{m+j}^{(p)} + \xi_{m+j}$. As mentioned in section 2, ξ_{m+j} is the corresponding stochastic response and is assumed to be small enough that the linear perturbation scheme is applicable. Therefore, we have $dx_{m+j} = d\xi_{m+j}$ and

$$\begin{aligned} f_r(x_{m+j}) &= f_r(\bar{x}_{m+j}^{(p)}) + \left. \frac{\partial f_r}{\partial x} \right|_{\bar{x}_{m+j}^{(p)}} \xi_{m+j} + O(\xi^2) \\ &\approx \bar{x}_{m+j+1}^{(p)} + M_{m+j}^{(p)} \xi_{m+j}, \end{aligned} \quad (21)$$

and the distribution function can be expressed as

$$P(x_{kp+m}) = \int \prod_{j=0}^{kp-1} \left\{ d\xi_{m+j} \frac{1}{\sqrt{2\pi\sigma^2}} \exp\left\{-\frac{(\xi_{m+j+1} - M_{m+j}^{(p)} \xi_{m+j})^2}{2\sigma^2}\right\} \right\} \delta(\xi_m). \quad (22)$$

Using the formula

$$\begin{aligned} \int dz & \frac{1}{\sqrt{2\pi\sigma_1^2}} \exp\left\{-\frac{(x-az)^2}{2\sigma_1^2}\right\} \frac{1}{\sqrt{2\pi\sigma_2^2}} \exp\left\{-\frac{(z-by)^2}{2\sigma_2^2}\right\} \\ &= \frac{1}{\sqrt{2\pi(\sigma_1^2 + a^2\sigma_2^2)}} \exp\left\{-\frac{(x-aby)^2}{2(\sigma_1^2 + a^2\sigma_2^2)}\right\}, \end{aligned} \quad (23)$$

and integrating out $d\xi_m \dots d\xi_{(kp-1)+m}$ step by step. Finally, we have

$$P(x_{kp+m}) = \frac{1}{\sqrt{2\pi\sigma_{kp+m}^2}} \exp\left\{-\frac{(x_{kp+m} - \bar{x}_m^{(p)})^2}{2\sigma_{kp+m}^2}\right\}, \quad (24)$$

where

$$\sigma_{kp+m}^2 = \sigma^2 \left(\frac{1 - (M^{(p)})^{2k}}{1 - (M^{(p)})^2} \right) \left\{ 1 + \sum_{j=1}^{p-1} (M_{j,m}^{(p-1)})^2 \right\}. \quad (25)$$

This result indicates that the stochastic response on each elements of period- p orbit for the input Gaussian noise still is a Gaussian-like distribution with mean $\bar{x}_m^{(p)}$ and deviation σ_{kp+m} . This is consistent with the case $\ell = 0$ of Eq.(13).

It is expected that the stochastic response will inherit the time correlation from the deterministic dynamical system. Here, we define the time correlation between the kp -th step and the $(k+\ell)p$ -th step of stochastic responses as

$$\begin{aligned} & \langle (x_{(k+\ell)p+m} - \langle x_{(k+\ell)p+m} \rangle) (x_{kp+m} - \langle x_{kp+m} \rangle) \rangle \\ & \equiv \langle \xi_{(k+\ell)p+m} \xi_{kp+m} \rangle \\ & = \int dx_{(k+\ell)p+m} \int dx_{kp+m} \xi_{(k+\ell)p+m} \xi_{kp+m} K(x_{(k+\ell)p+m}, x_{kp+m}) P(x_{kp+m}). \end{aligned} \quad (26)$$

From Eq.(18) and Eq.(23), one finds

$$K(x_{(k+\ell)p+m}, x_{kp+m}) = \frac{1}{\sqrt{2\pi\sigma_{\ell p}^2}} \exp\left\{-\frac{(\xi_{(k+\ell)p+m} - (M^{(p)})^\ell \xi_{kp+m})^2}{2\sigma_{\ell p}^2}\right\}, \quad (27)$$

where

$$\sigma_{\ell p}^2 = \sigma^2 \left(\frac{1 - (M^{(p)})^{2\ell}}{1 - (M^{(p)})^2} \right) \left\{ 1 + \sum_{j=1}^{p-1} (M_{j,m}^{(p-1)})^2 \right\}. \quad (28)$$

Therefore, the correlation between the $(k + \ell)p$ -th step and the kp -th step is

$$\langle \xi_{(k+\ell)p+m} \xi_{kp+m} \rangle = (M^{(p)})^\ell \sigma_{kp+m}^2. \quad (29)$$

These results are exactly the same as Eq.(13) which is obtained from the recurrence scheme.

4 Numerical verification

To check the correctness of our analytical derivation, we compare the analytical results to the numerical results in two interesting systems: logistic map and Ikeda map. Firstly, let us consider the noisy logistic map which is contaminated by uniform white noise with amplitude $\sigma = 0.001$. Fig.2(a) shows that the ratio between the standard deviation of stochastic response and input noise, $\sqrt{\frac{\langle \xi_{kp+m} \xi_{kp+m} \rangle}{D}}$, on each m -th element of period-1, 2, 4 orbits in the noisy logistic map, $x_{n+1} = rx_n(1 - x_n) + \eta_n$, for $1.0 \leq r \leq 3.54$. The normalized correlation function between the $(k + \ell)p$ -th step and the kp -th step, $\sqrt{\frac{\langle \xi_{(k+\ell)p+m} \xi_{kp+m} \rangle}{D}}$, on each m -th element of period-2 orbit in the logistic map for $\ell = 1, 2$, are presented in Fig. 2(b) and 2(c), respectively. Similar

comparison for the case of the noisy Ikeda map, $x_{n+1} = 1 - r(1 - \cos(\frac{\pi}{2}x_n)) + \eta_n$, are demonstrated in Fig.3(a)-(c).

When the Gaussian white noise is added into the dynamical system, it is worth examining the distribution function $P(x_{kp+m})$ directly. Fig.4(a)-(c) show the numerical and analytical distribution functions $P(x_{kp+m})$ of m -th element of period-2 orbit in the logistic model with control parameters $r = 3.1, 1 + \sqrt{5}$ and 3.3, respectively.

As one can see from the graphs, all the numerical results agree with the analytical derivation very well. So long as the ratio between the amplitude of the input noise and the value of fixed point is less than 5%, and the dynamical system is not too close to the bifurcation point.

5 Concluding remarks

From the derivation of the general formula for the correlation function of each elements on the period- p orbits by the recurrence scheme and the path integral method, we know that the recurrence approach is good for any white noise with zero mean, but path integral approach is only feasible for Gaussian white noise. However, the path integral method give us the distribution function, with this, one can easily to write down the higher moments of correlation function directly. Beside the supercycles ($M^{(p)} = 0$), the stochastic response on each elements of period- p orbit are colored which have the correlation time $\tau_c^{(p)} = -\frac{1}{\ln|M^{(p)}|}$. This time correlation can be

regarded as an inheritance from the deterministic properties of the dynamical system.

The general formula Eq.(13) also indicates that the amplitude of stochastic response is always larger than the level of input noise . The response on the supercycle is the most attractive one that the response of each element is independent of k , the times of period- p iteration, that is

$$\langle \xi_{kp+m} \xi_{kp+m} \rangle = \left\{ 1 + \sum_{j=1}^{p-1} (M_{j,m}^{(p-1)})^2 \right\} D. \quad (30)$$

The minimum response occurs at the $m = 1$ elements on the supercycles in which $M_{j,1}^{(p-1)} = 0$ and the response is identical to the original input white noise, see Fig.2(a) and Fig.3(a).

Moreover, from the stability condition $|M^{(p)}| < 1$, one can deduce that

$$\langle \xi_{kp+m} \xi_{(k+\ell)p+m} \rangle \approx \frac{(M^{(p)})^\ell}{1 - (M^{(p)})^2} \left\{ 1 + \sum_{j=1}^{p-1} (M_{j,m}^{(p-1)})^2 \right\} D, \quad (31)$$

for $k \gg 1$. It means that after a large number of period- p iterations the correlation functions on each elements become stationary. Therefore, when one defines the long-time average after large k (transient) as

$$\langle \xi_{kp+m} \xi_{kp+m} \rangle_{LT} \equiv \lim_{N \rightarrow \infty} \frac{1}{N} \sum_{i=0}^{N-1} \xi_{(k+i)p+m} \xi_{(k+i)p+m}. \quad (32)$$

The correlation function almost matches that computed by the ensemble average. Fig.5 shows that Eq.(30) is a good approximation for the correlation function evaluated by the long-time average of the stochastic response of logistic map after the transient steps $k = 1,000$, if the neighborhood of

the bifurcation point is excluded. This approximation has been reported in our previous papers [10] [11]. Indeed, those numerical results also indicate that the noise leads to a shift of the bifurcation points. This feature could account for the failure of our schemes near the bifurcation points. It may imply that one should regard the response of noise as parametric noise in the neighborhoods of the bifurcation points, such as Crutchfield had done before, or deal with the response by other method [12].

As an application, we have used the recurrence scheme to study the stochastic response of colored noise and the noise cascading in uni-directionally coupled elements system [11]. Those results offer us an opportunity to develop suitable methods to control noise in the system, see reference [11].

The recurrence method can be extended to study the stochastic response of periodic orbit in continuous time system, as long as one can write down the Poincaré map of the dynamical system. In fact, Svensmark and Samuelsen [12] had obtained a similar result for period-1 case in a noisy dynamical system, see Eq.(11) in reference [12]. They also found other type of auto-correlation function in a noisy dynamical system under the influence of a period-2 resonant perturbation. On the other hand, using the Floquet theory, Wiesenfeld [13] obtained the noise response of a special model of continuous time system as an integral of noise source and fundamental matrix, and give a generic correlation function for the period-1 orbit. Both papers focus on the

influence of noise in the vicinity of period-doubling, but pay little attention on the correlation function for each elements of period- p orbits.

Note in addition: After the completion of this manuscript, Prof. Weiss informed us his related works published about a decade ago [14]. In his paper, he calculated the first and the second moments of the probability distribution for a N -dimensional noisy map, up to the second order approximation. The $\ell = 0$ case in our results is a special case, the first order approximation of one-dimensional noisy map, of his result in slightly different form, but he did not state the response of each elements on the stable orbits explicitly. Moreover, he did not compute the time correlation function between the kp -th step and $(k + \ell)p$ -th step for the case $\ell \neq 0$, that reveals the inheritance of the dynamical property from the deterministic structure.

Acknowledgements

We thank professor J. B. Weiss who informed us his excellent work . This work is partially supported by the National Science Council, Taiwan, R.O.C. under the contract numbers. NSC 87-2112-M006-010, NSC 87-2112-M006-011, and NSC 87-2112-M006-0012.

References

- [1] E. N. Lorenz, **Ann. NY Acad. Sci.** **357**, 282 (1980).
- [2] J.P. Crutchfield and Huberman, **Phys. Lett A****77**, 407 (1980).
- [3] J.P. Crutchfield, M. Nauenberg and J. Rudnick **Phys. Rev. Lett.** **46**, 933 (1981).
- [4] B. Shraiman, C. E. Wayne and P. Martin, **Phys. Rev. Lett.** **46**, 935 (1981).
- [5] M.J. Feigenbaum and B. Hasslacher, **Phys. Rev. Lett.** **49**, 605 (1982).
- [6] G. Mayer-Kress and H. Haken, **J. Stat. Phys.** **26**, 149 (1981).
- [7] J.P. Crutchfield, J.D.Farmer and B.A. Huberman, **Phys. Rep.** **92**, 45 (1982).
- [8] H. G. Schuster, "*Deterministic Chaos: an introduction* ", 3rd ed., (Weinheim; New York; Basel; Cambridge; Tokyo; VCH, 1995).
- [9] T. Kapitaniak, "*Chaos in systems with noise*", 2nd ed., (World Scientific, Singapore,1990).
- [10] R.-R. Hsu, H.-T. Su, J.-L. Chern, and C.-C. Chen, **Phys. Rev. Lett.** **78**, 2936 (1997).

- [11] R.-R. Hsu, J.-L. Chern, W.-F. Lin, and C.-C. Chen, preprint: chaodyn/9710008.
- [12] H. Svensmark and M. R. Samuelsen, **Phys. Rev. A** **36**, 2413 (1987).
- [13] K. Wiesenfeld, **J. Stat. Phys.** **38**, 1071 (1985).
- [14] J. B. Weiss, **Phys. Rev. A** **35**, 879 (1987).

Figure Captions :

Figure 1.

The coincidence between the mean value of each elements of noisy stable orbit and those stable orbits without noise, are demonstrated in (a) noisy logistic map, $x_{n+1} = rx_n(1 - x_n) + \eta_n$, and (b) noisy Ikeda map, $x_{n+1} = 1 - r(1 - \cos(\frac{\pi}{2}x_n)) + \eta_n$. The amplitude of white noise η_n is 0.001. The cross (\times) denotes the average for 10,000 ensembles on each elements of period- p orbit after 1,000 times of period- p iteration. The solid line denotes the elements of noise-free orbit .

Figure 2.

$\sqrt{\frac{\langle \xi_{(k+\ell)p+m} \xi_{kp+m} \rangle}{D}}$ via r for $k = 10$, $\ell = 0, 1, 2$ are shown in (a), (b) and (c), respectively, see text. Here, the dynamical system is the noisy logistic map with noise amplitude $\sigma = 0.001$. The diamond (\diamond) denotes the numerical simulation for 10,000 ensemble and the solid lines are the analytical results.

Figure 3.

Similar to Fig.2 (a)-(c), but the Ikeda map $x_{n+1} = 1 - r(1 - \cos(\frac{\pi}{2}x_n)) + \eta_n$, go instead of the logistic map.

Figure 4.

The distribution function $P(x_{kp+m})$ of the m -th element of period-2 in logistic map with control parameters (a) $r = 3.1$, (b) $1 + \sqrt{5}$ and (c) $r = 3.3$. Here, $k = 10$ and the standard deviation of input Gaussian white noise is $\sigma = 0.1$. The diamond (\diamond) denotes the numerical simulation and the solid

lines are analytical results.

Figure 5

The diamond (\diamond) denotes the numerical results of correlation function evaluated by long-time average for different r in logistic map. Here, we take 50,000 data for the long-time average after 1,000 transient steps. The solid lines are the analytical results of Eq.(30) for $k = 1,000$, $\ell = 0$.

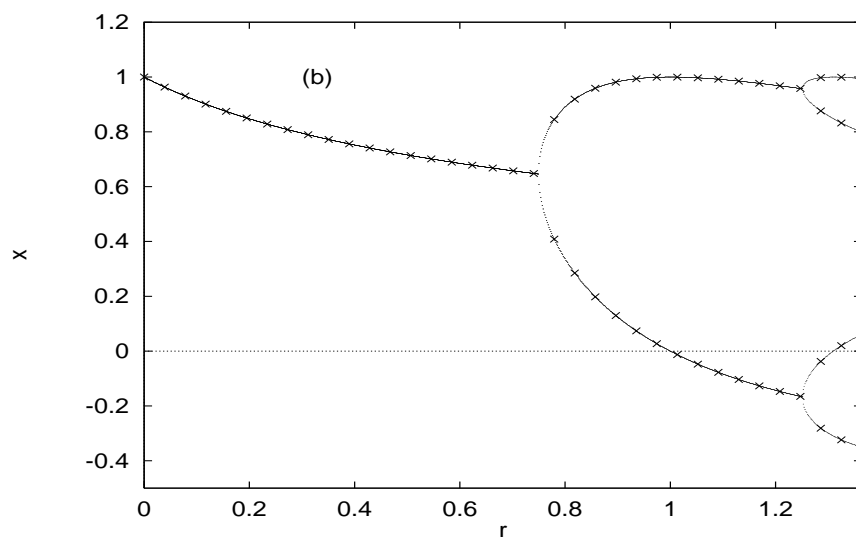
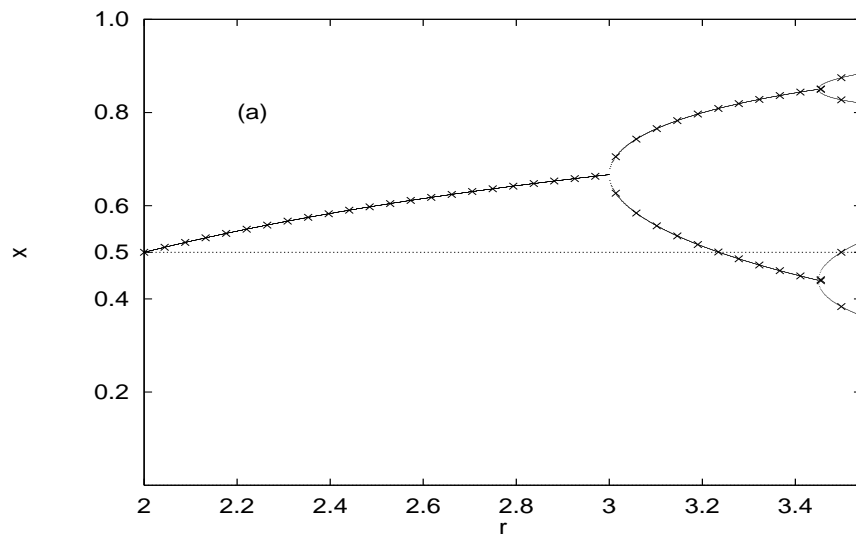


Fig.1

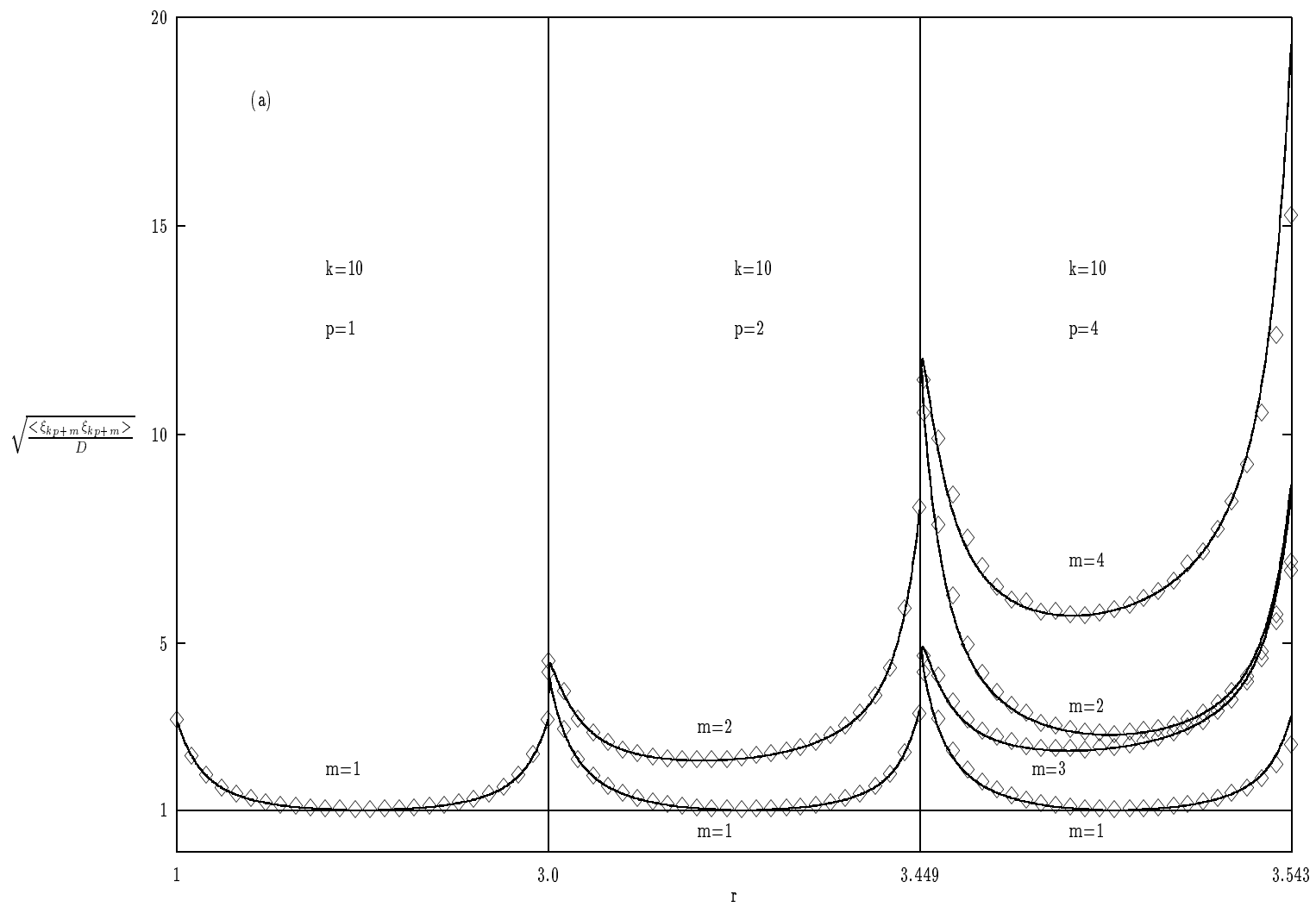


Fig.2

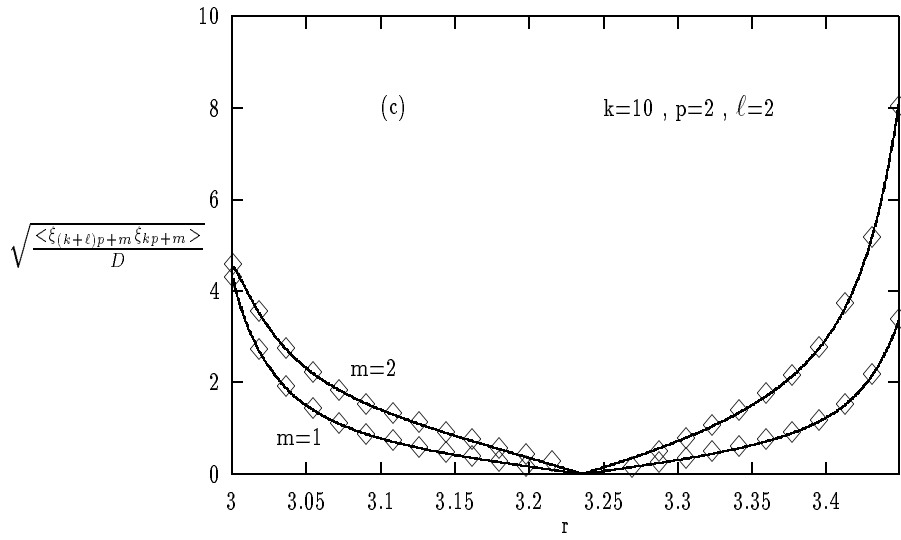
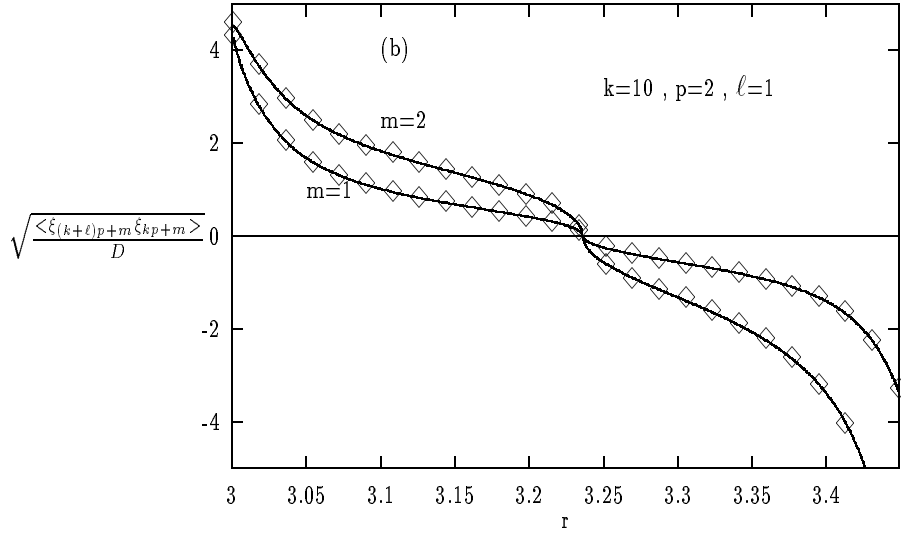


Fig.2

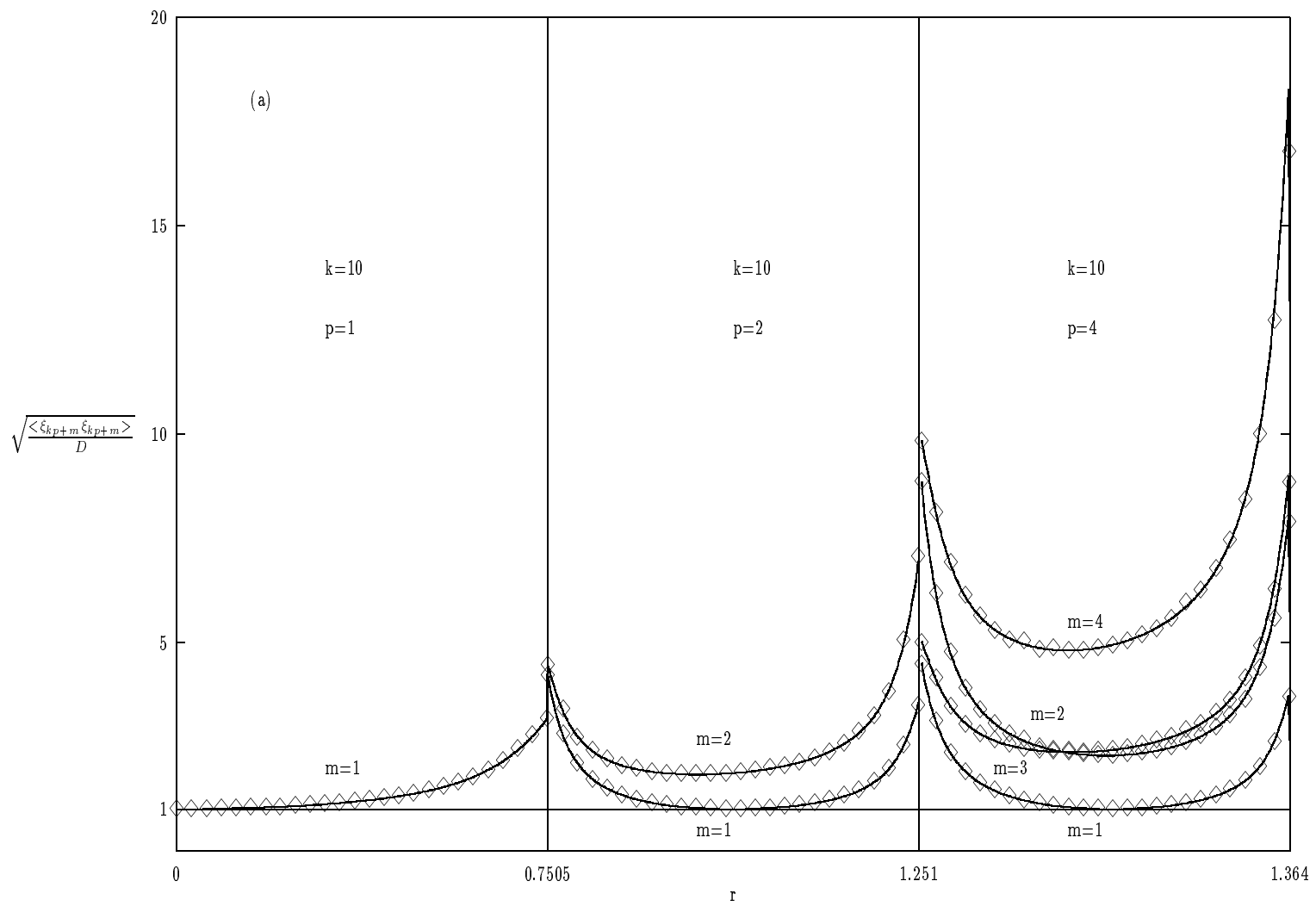


Fig.3

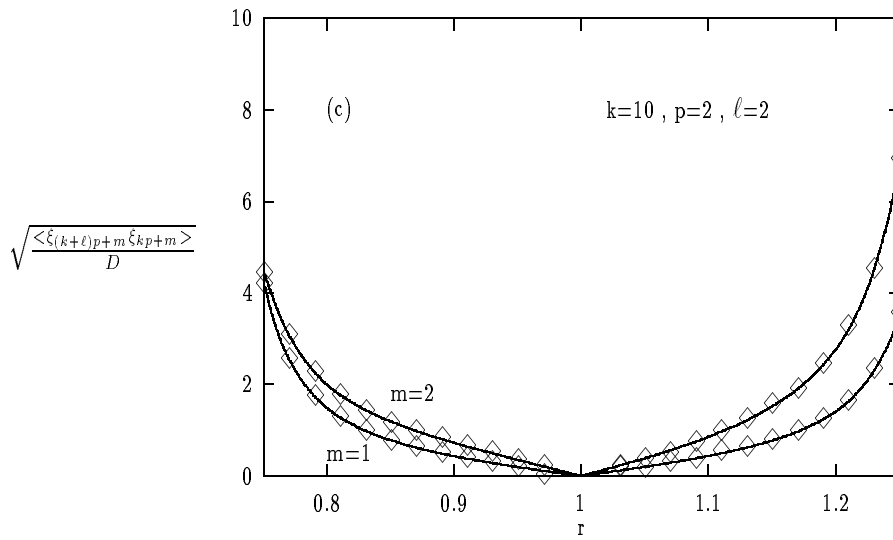
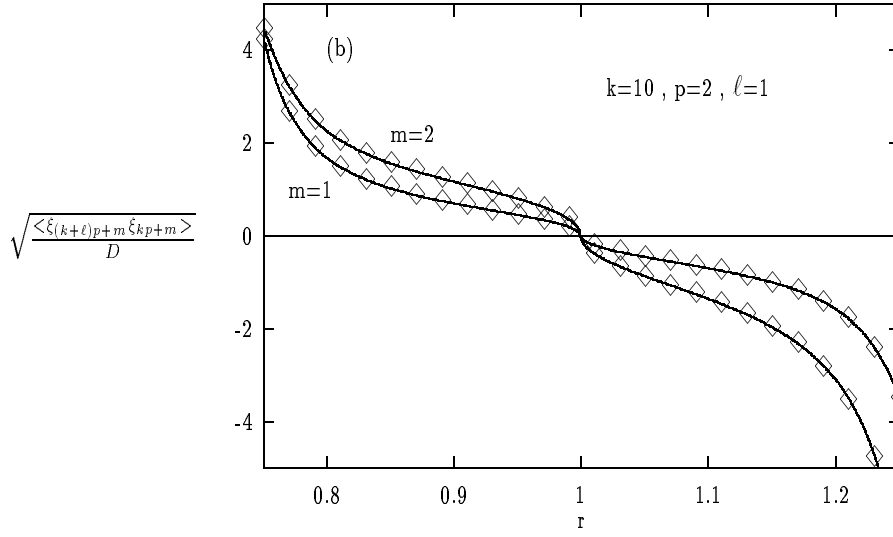


Fig.3

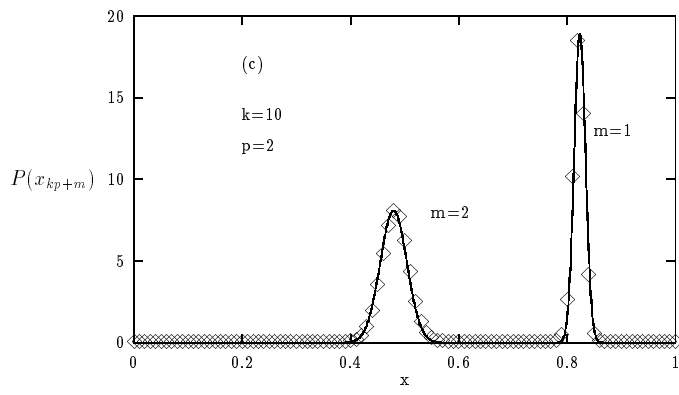
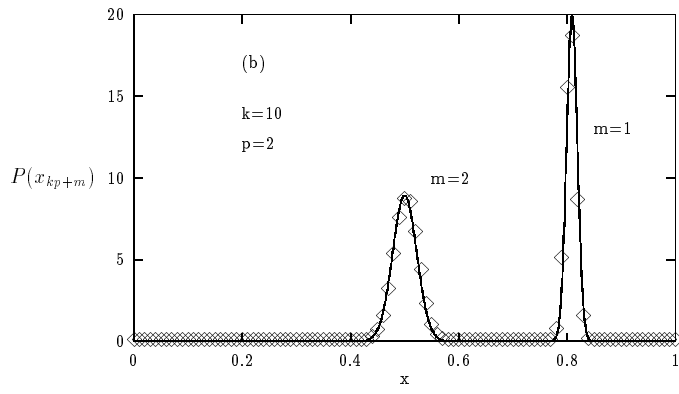
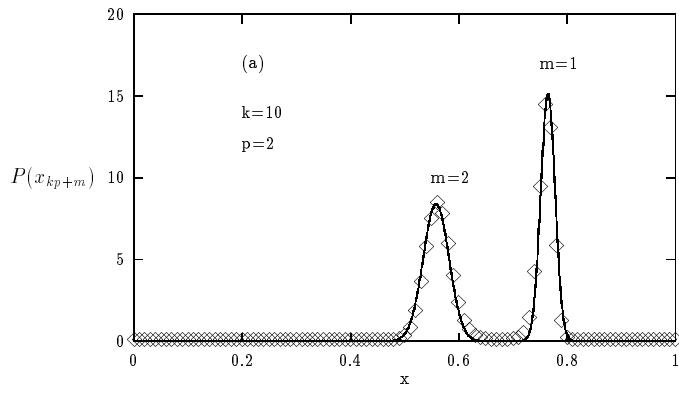


Fig.4

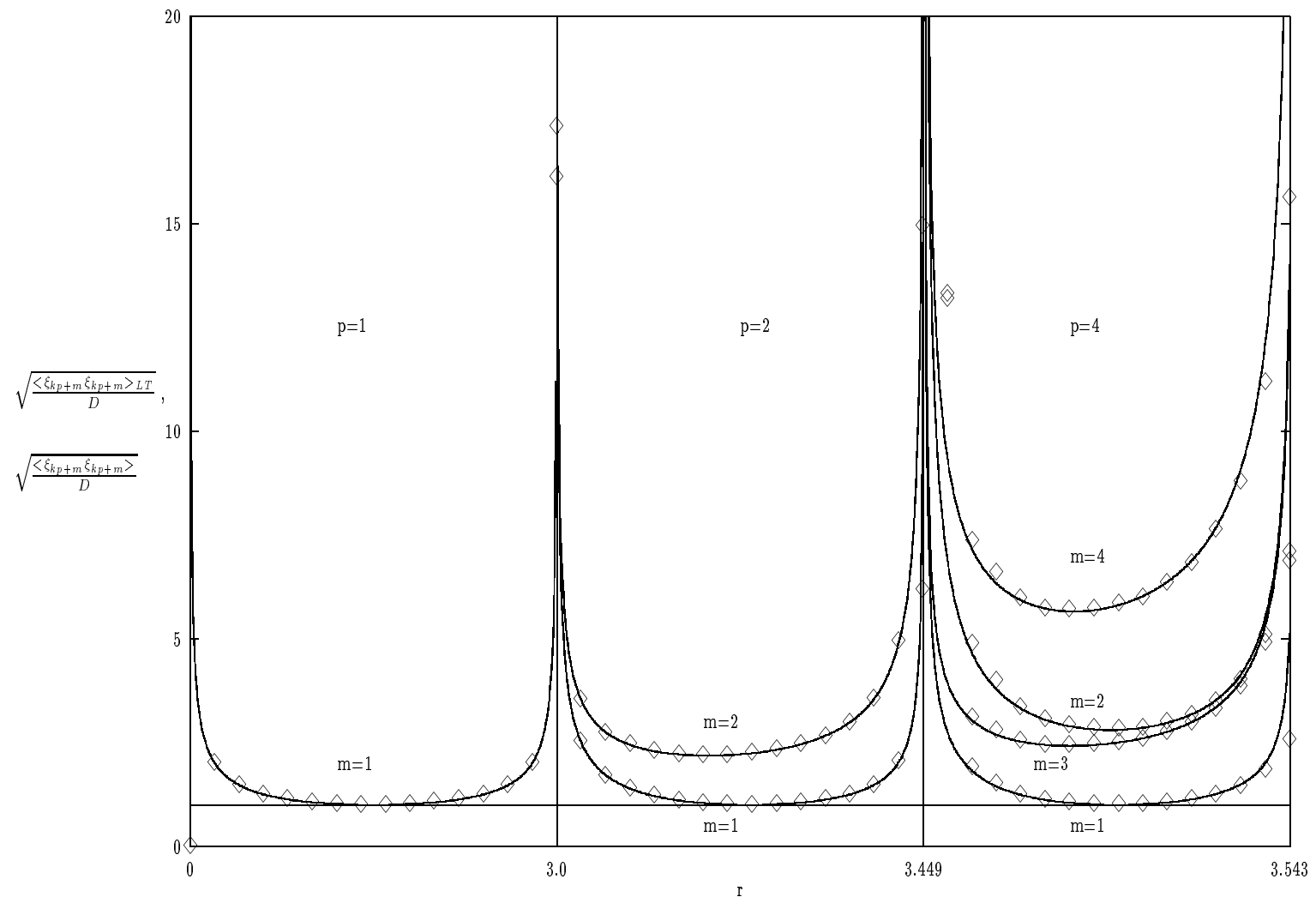


Fig.5