

Bridge relations in Navier-Stokes turbulence

A. Celani ^{1,2} and D. Biskamp ¹

¹Max Planck Institut für Plasmaphysik, D-85748 Garching, Germany

²INFM Unità di Torino Università, Italy

The correlation between inertial range velocity fluctuations and energy dissipation in fully developed turbulence is studied using high resolution direct numerical simulation. Runs with microscale Reynolds number up to $\mathcal{R}_\lambda \simeq 300$ have been performed in order to achieve the maximum extent of the scaling range compatible with a proper resolution of the dissipative scales. The bridge relations, a set of scaling relations which express quantitatively the statistical dependence of dissipation-scale velocity fluctuations on inertial-range ones, are verified. Corrections to the bridge relations due to the finite size of the scaling range are investigated.

PACS: 47.27.Gs, 47.27.Eq

Fully developed Navier-Stokes turbulence is characterized by an energy flux from large scales, L , driven by some stirring force, to small scales, η , where viscous dissipation is taking place. Within the intermediate range of scales $L \gg r \gg \eta$, called the inertial range, in which neither forcing nor dissipation are active, longitudinal velocity differences $\delta_r u(x) = (\mathbf{u}(\mathbf{x} + \mathbf{r}) - \mathbf{u}(\mathbf{x})) \cdot \mathbf{r}/r$ display a scaling behavior: in homogeneous and isotropic turbulence, structure functions

$$S_p(r) = \langle (\delta_r u(x))^p \rangle \quad (1)$$

behave as power-laws $S_p(r) \sim r^{\zeta_p}$. According to the Kolmogorov 1941 theory $\zeta_p = p/3$, on the basis of dimensional arguments and self-similarity [1,2]. Actually there is strong evidence that exponents ζ_p are not those predicted by Kolmogorov, but are a nonlinear function of p (see e.g. [3]). This deviation from the Kolmogorov 1941 prediction is the most important signature of intermittency in the energy transfer process.

A basic consequence arising from the existence of an energy transfer directed to small scales is the statistical dependence of small-scale velocity fluctuations on large-scale ones. This dependence can be quantitatively investigated by looking at the behavior of inertial range two-scale velocity correlations such as

$$F_{p,q}(r, R) = \langle (\delta_r u(x))^p (\delta_R u(x))^q \rangle \quad (2)$$

with $L \gg R \gg r \gg \eta$. Under the usual scaling hypothesis and a mild universality assumption on the small-scale structure of turbulence, it can be shown that, to leading order, [4,5]

$$F_{p,q}(r, R) \sim S_{p+q}(R) \frac{S_p(r)}{S_p(R)} \quad (3)$$

with an exception for $p = 1$, where the prediction (3) does not apply due to the fact that $S_1(r)$ vanishes because of homogeneity (see Refs. [5,7]). These relations, and similar ones that have been derived in the same context, have been successfully tested in experiments [6,7]. Since the scaling relations (3) hold exactly only when

$L \gg R \gg r \gg \eta$, their assessment in numerical simulations is currently out of reach due to the limited extent of the inertial range achieved with the actual computational capabilities. It is worth noting that the result (3) agrees with the prediction of a multiplicative random process for the energy transfer mechanism [7].

Since the energy flux towards small scales will finally be dissipated by viscous shear, it is reasonable to expect that, since this transfer induces correlations between inertial-range fluctuations at different scales, it will also induce correlations between inertial-range fluctuations and dissipative-scale ones. This is the same kind of physical picture that lies at the base of Kolmogorov's Refined Similarity Hypothesis [8].

A recent result is that quantitative predictions about the correlation between energy dissipation $\varepsilon(\mathbf{x}) \equiv \nu |\nabla \mathbf{u}(\mathbf{x})|^2$ and inertial range velocity fluctuations $\delta_r u(x)$ can be derived from Navier-Stokes equations under the same hypotheses used in the derivation of (3) [9]. These quantitative predictions involve correlations of the kind

$$D_p^{(1)}(r) = \langle \varepsilon(x) (\delta_r u(x))^p \rangle, \quad (4)$$

$$D_p^{(2)}(r) = \langle \varepsilon(x) \varepsilon(x+r) (\delta_r u(x))^p \rangle, \quad (5)$$

which have been shown to follow the *bridge relations* [9]

$$D_p^{(1)}(r) \sim \frac{S_{p+3}(r)}{r}, \quad (6)$$

$$D_p^{(2)}(r) \sim \frac{S_{p+6}(r)}{r^2}. \quad (7)$$

The hierarchy of bridge relations extends to higher order correlations involving three or more factors with energy dissipation. Let us stress that in the presence of intermittency the scaling relations (6,7) are different from the scaling derived if dissipative scale fluctuations were independent of inertial scale ones. Indeed the independence of $\varepsilon(x)$ from $\delta_r u$ would have led to $D_p^{(1)}(r) \simeq \langle \varepsilon \rangle S_p(r) \sim r^{\zeta_p}$: this is in contrast to (6), from which follows that $D_p^{(1)}(r) \sim r^{\zeta_{p+3}-1}$, since in presence of intermittency we have that $\zeta_{p+3} - 1 < \zeta_p$.

Note that the nature of scaling relations (3) – which are derived only under general assumptions on scaling and

universality of small-scale turbulence, and are shared by all systems displaying a direct energy cascade – is very different from the nature of the bridge relations (6,7), which are derived from the Navier-Stokes equation and thus have a dynamical content. It is noteworthy that the bridge relations coincide with the predictions given by a multiplicative random process with a proper accounting of the viscous cutoff scales, and making explicitly use of the Kolmogorov 4/5 law in the form $\zeta_3 = 1$ [7]. The actual need for a relation like Kolmogorov’s law, which is itself a consequence of the Navier-Stokes equation, to derive (6,7) in the framework of multiplicative models shows again the inherently dynamical nature of the bridge relations.

Among the bridge relations there are two renowned special cases. The first one is (6) for $p = 0$, which gives $\langle \varepsilon \rangle \sim S_3(r)/r$. This is the Kolmogorov 4/5 law [3,2], which is the only bridge relation that can be established within coefficients

$$\frac{S_3(r)}{r} = -\frac{4}{5} \langle \varepsilon \rangle. \quad (8)$$

The second well-known bridge relation is (7) for $p = 0$, $\langle \varepsilon(x)\varepsilon(x+r) \rangle \sim S_6(r)/r^2$. It implies the scaling for the two-point dissipation correlation $\langle \varepsilon(x)\varepsilon(x+r) \rangle \sim r^{-\mu}$ with $\mu = 2 - \zeta_6$. This relation involving the intermittency exponent μ is the phenomenological “bridge relation” [3,2], hence the name chosen for (6,7).

In this Letter we present the results of direct numerical simulations of fully developed homogeneous isotropic turbulence which show clear evidence for the validity of the bridge relations (6,7) in the inertial range of scales.

The simulations solve the Navier-Stokes equation on a grid with 512^3 collocation points in a periodic cubic box of linear size 2π , using a standard pseudo-spectral method. Time stepping is performed with a trapezoidal leap-frog scheme and the dissipative term is integrated exactly. To obtain a statistically stationary state the velocity field is forced for wavenumbers $k < 2.5$. The forcing scheme keeps the total energy constant in each of the first two shells ($0.5 < k < 1.5$ and $1.5 < k < 2.5$) with a ratio consistent with $k^{-5/3}$ [10]. Two runs with different viscosity have been performed, with microscale Reynolds numbers $\mathcal{R}_\lambda \simeq 300$ and $\mathcal{R}_\lambda \simeq 220$, defined in the usual way as $\mathcal{R}_\lambda \equiv v_0\lambda/\nu$, where $\lambda \equiv (15\nu v_0^2/\varepsilon)^{1/2}$ is the Taylor microscale and v_0 is the root mean square value of a single velocity component. With the Kolmogorov length $\eta = (\nu^3/\varepsilon)^{1/4}$, the two runs correspond, respectively, to $k_{max}\eta \simeq 1$ and $k_{max}\eta \simeq 2$, where $k_{max} = 256$ is the largest wavenumber resolved. The run at the larger Reynolds number, which has been chosen to maximize the scaling range, resolves the dissipative scales only marginally well, a fact that might shed some doubt on the relevance of the results for the bridge relations (6,7), since they involve the energy dissipation $\varepsilon(x)$. We have therefore also performed the lower Reynolds number run,

which has adequate resolution of the dissipative range, and thus serves as a benchmark to test the quality of the data obtained at $\mathcal{R}_\lambda \simeq 300$. Ensemble averages are replaced by spatial averages and time averages were performed over ten frames for each run in a time-span of approximately 7 large eddy turnover times.

In Figure 1 is shown the second-order longitudinal structure function $S_2(r)$ rescaled with respect to the square of the Kolmogorov velocity $v_\eta = \varepsilon^{1/3}\eta^{1/3}$, for the two runs at different Reynolds number.

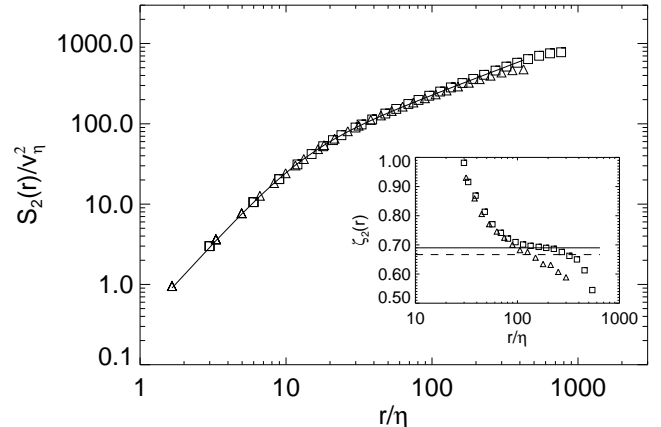


FIG. 1. Structure functions $S_2(r)/v_\eta^2$ for longitudinal velocity increments at different Reynolds numbers, boxes (\square) for $\mathcal{R}_\lambda \simeq 300$, triangles (\triangle) for $\mathcal{R}_\lambda \simeq 220$. The solid line is the Batchelor fit (9) with $b = 10.17$. In the inset: the local slope $\zeta_2(r)$ for the data at $\mathcal{R}_\lambda \simeq 300$ (\square) and $\mathcal{R}_\lambda \simeq 220$ (\triangle), compared with the value extracted by ESS $\zeta_2 = 0.69$ (solid line) and the Kolmogorov value $\zeta_2 = 2/3$ (dashed line)

According to the Batchelor parametrization, $S_2(r)$ can be expressed as [2,11]

$$\frac{S_2(r)}{v_\eta^2} = \frac{r^2/3\eta^2}{[1 + (1 + 1/3b)^{3/2}(r/\eta)^2]^{1-\zeta_2/2}}, \quad (9)$$

which indeed fits the data very well, when the value $\zeta_2 = 0.69$ extracted by ESS technique is assumed [12]. The almost perfect agreement of the data for $\mathcal{R}_\lambda \simeq 220$ and $\mathcal{R}_\lambda \simeq 300$ at small and intermediate scales demonstrates the relevance of results of the run at larger Reynolds number. In the inset of Figure 1 is also shown the local slope of the second order structure function $\zeta_2(r) = d \ln S_2(r)/d \ln r$. Notwithstanding the limited scaling range, for $\mathcal{R}_\lambda \simeq 300$ an interval in which $\zeta_2(r)$ is approximately constant can be detected, with $\zeta_2(r) \simeq 0.69$, definitely larger than the Kolmogorov value $2/3$ and in agreement with the value obtained using ESS. In the case with $\mathcal{R}_\lambda \simeq 220$ no definite slope can be inferred from $\zeta_2(r)$, and one has to rely completely upon ESS to determine the scaling exponent.

In Figure 2 we show the longitudinal structure functions for the lowest even orders, and a check of Kolmogorov 4/5 law (8), both for $\mathcal{R}_\lambda \simeq 300$.

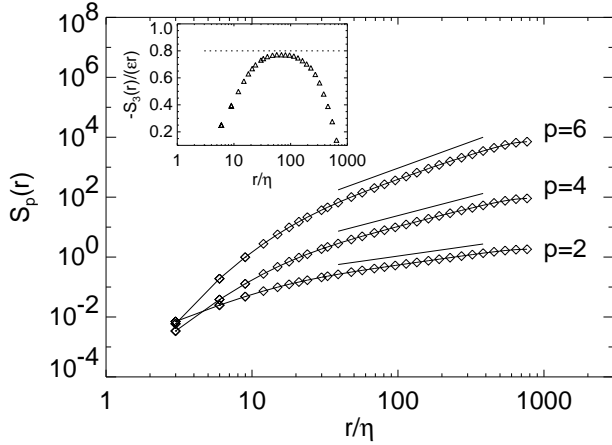


FIG. 2. Structure functions $S_p(r)$ for longitudinal velocity increments with $p = 2, 4, 6$. Solid lines are power laws with exponents $\zeta_2 = 0.69, \zeta_4 = 1.27, \zeta_6 = 1.77$ extracted by ESS technique. Data are shifted on the vertical axis for viewing purposes (factor 10^2 for $p = 4$ and 10^4 for $p = 6$). In the inset is shown the Kolmogorov 4/5 law (8). Note the linear scale on the vertical axis.

These results are in agreement with previous numerical simulations [13].

In Figure 3 we examine the scaling behavior of the correlations $D_p^{(1)}(r) = \langle \varepsilon(x)(\delta_r u(x))^p \rangle$.

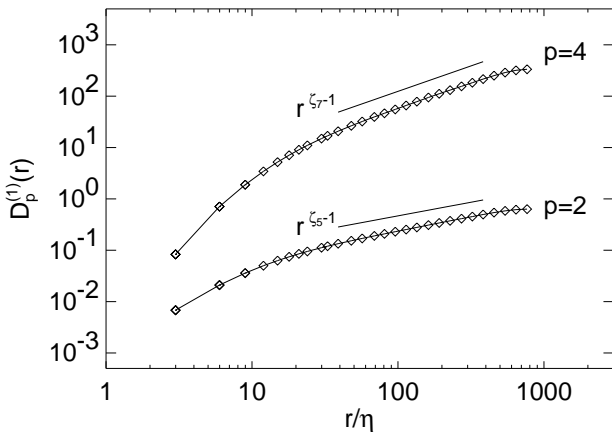


FIG. 3. Correlations $D_p^{(1)}(r)$ for longitudinal velocity increments with $p = 2, 4$. Solid lines are power laws with exponents $\zeta_5 - 1 = 0.53, \zeta_7 - 1 = 0.99$, which are the scaling exponents predicted by the bridge relations (6). The exponents ζ_p have been obtained by ESS technique.

According to the bridge relations (6), the scaling $D_p^{(1)}(r) \sim r^{\zeta_{p+3}-1}$ should hold within the inertial range.

The data are in good agreement with the theoretical prediction within the accuracy allowed by the limited scaling range.

In order to have a more accurate assessment of the bridge relations (6), it is useful to display the behavior of the ratio $rD_p^{(1)}(r)/S_{p+3}(r)$, which should be independent of r within the inertial range. As shown in Figure 4 there is a clear plateau (note the linear scale on the vertical axis) in an interval of values of r coincident with the scaling range of the even-order structure functions, confirming the results of Figure 3.

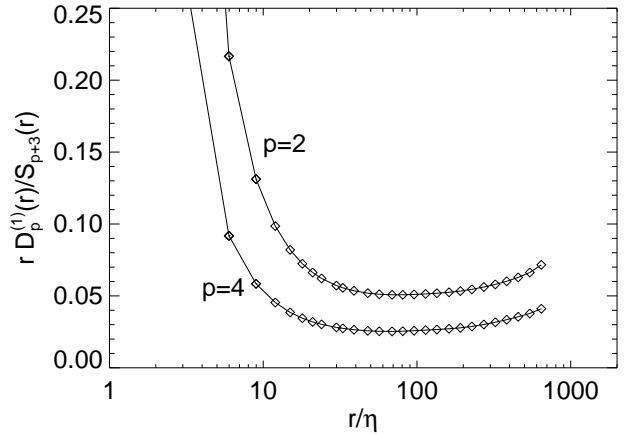


FIG. 4. The ratio $rD_p^{(1)}(r)/S_{p+3}(r)$, approximately independent of r for intermediate values of r , verifying the bridge relations (6). Odd order $S_p(r)$ are computed taking the absolute value of velocity differences.

Figure 4 also shows that the bridge relations break down at small and at large r . Indeed close to and below the dissipative scale η we have the smooth behavior $D_p^{(1)}(r) \sim \langle \varepsilon^{p/2+1} \rangle r^p / \nu^{p/2}$ and $S_p(r) \sim \langle \varepsilon^{p/2} \rangle r^p / \nu^{p/2}$ which leads to the scaling relation

$$D_p^{(1)}(r) \sim \nu S_{p+2}(r) / r^2 \quad \text{for } r/\eta \rightarrow 0. \quad (10)$$

Furthermore, when the distance r becomes comparable with the integral scale L we expect that the statistics of velocity differences becomes independent of the dissipation. Thus the correlation $D_p^{(1)}(r)$ must asymptotically become

$$D_p^{(1)}(r) \simeq \langle \varepsilon \rangle S_p(r) \quad \text{for } r > L. \quad (11)$$

The asymptotic behavior for $D_p^{(1)}(r)$ is shown in the upper panels of Figure 6.

In order to check the validity of the bridge relations (7) we plotted the ratio $r^2 D_p^{(2)}(r)/S_{p+6}(r)$ versus r , which – in agreement with (7) – is constant for values of r within the inertial range of scales, as shown in Figure 5. The case $p = 0$ corresponds to the phenomenological bridge relation $\langle \varepsilon(x)\varepsilon(x+r) \rangle \sim r^{-\mu} \sim r^{2-\zeta_6}$, with $\mu = 0.22$. The agreement is slightly less good than that for $D_p^{(1)}(r)$,

an effect that can be ascribed to the higher order of the structure functions involved.

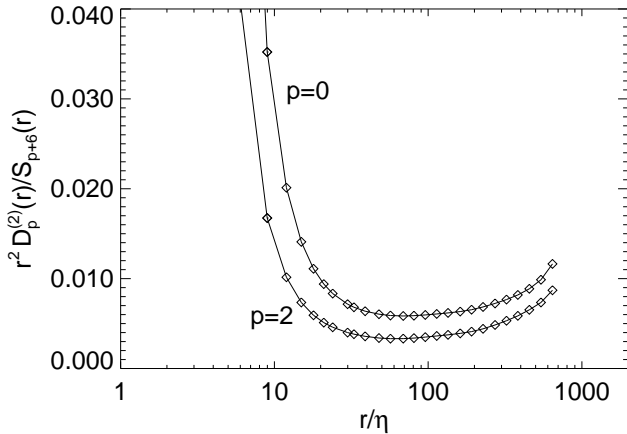


FIG. 5. The ratio $r^2 D_p^{(2)}(r)/S_{p+6}(r)$, approximately independent of r for intermediate values of r , verifying the bridge relations (7).

For $D_p^{(2)}(r)$ there are also departures from the bridge relations approaching either the dissipative scale η or the integral scale L , with leading scaling laws

$$D_p^{(2)}(r) \sim \nu^2 S_{p+4}(r)/r^4 \quad \text{for} \quad r/\eta \rightarrow 0 \quad (12)$$

$$D_p^{(2)}(r) \simeq \langle \varepsilon \rangle^2 S_p(r) \quad \text{for} \quad r > L, \quad (13)$$

which follow respectively from the smoothness of the velocity field at dissipative scales and from the independence of the dissipative range on the forcing scales, and are shown in the lower panels of Figure 6.

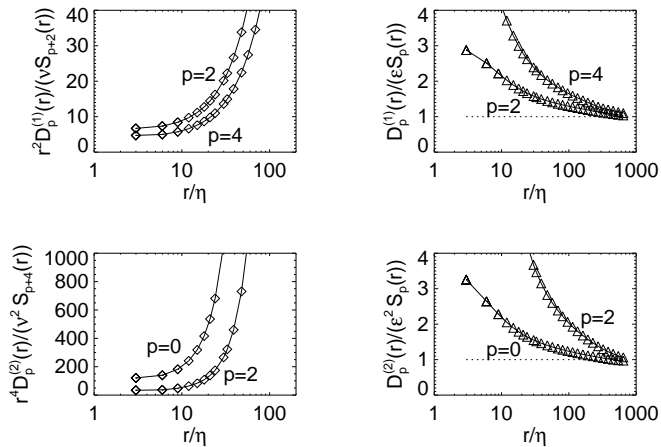


FIG. 6. Upper Left: The ratio $r^2 D_p^{(1)}(r)/(\nu S_{p+2}(r))$ becomes independent of r for $r/\eta \rightarrow 0$, according to (10). Upper Right: The asymptotic decorrelation of energy dissipation and velocity differences reflects in the behavior of $D_p^{(1)}(r)/(\varepsilon S_p(r))$ which tends to unity for $r/L \sim 1$. Lower Left: $r^4 D_p^{(2)}(r)/(\nu^2 S_{p+4}(r))$ becomes independent of r for $r \rightarrow \eta$, according to (12). Lower Right: Asymptotic behavior of $D_p^{(2)}(r)/(\varepsilon^2 S_p(r))$

In summary, the physical picture emerging is that the straining process transforms inertial scale fluctuations into dissipation scale fluctuations, thus inducing a statistical dependence of the latter on the former with an inherently dynamical nature. The “bridge relations” are a quantitative expression of this dependence, which determine the scaling exponents of correlations between dissipation and inertial range velocity fluctuations in terms of the usual scaling exponents of structure functions. These relations have been successfully tested in the framework of direct numerical simulations of Navier-Stokes turbulence. The analysis has been performed with microscale Reynolds number up to $\mathcal{R}_\lambda \simeq 300$, a value that allows to achieve the maximum extent of the scaling range without giving up the proper resolution of the dissipative scales. Experimental confirmation of the results here presented would be heartily welcome.

We thank G. Boffetta and L. Biferale for useful discussions and suggestions. Numerical simulations were performed at the Max Planck Institute für Plasmaphysik, using a CRAY T3E parallel computer. A. Zeiler is acknowledged for the development of the skeleton of the numerical code. The help of J. Pichlmeier from Cray for assistance in high performance computing is gratefully acknowledged. A.C. has been supported by the European Community TMR grant ERBFMICT-972459, and by INFN (PRA TURBO).

-
- [1] A. N. Kolmogorov, C. R. Acad. Sci. **30**, 301 (1941).
 - [2] A. Monin and A. Yaglom, *Statistical Fluid Mechanics* (MIT Press, Cambridge, 1975)
 - [3] U. Frisch, *Turbulence: The Legacy of A.N. Kolmogorov* (Cambridge University Press, Cambridge, 1995).
 - [4] V.S. L’vov and I. Procaccia, Phys. Rev. Lett. **76**, 2898 (1996).
 - [5] V.S. L’vov and I. Procaccia, Phys. Rev. E, **54**, 6268 (1996).
 - [6] A.L. Fairhall, B. Dhruva, V.S. L’vov, I. Procaccia and K.R. Sreenivasan, Phys. Rev. Lett. **79**, 3174 (1997).
 - [7] R. Benzi, L. Biferale and F. Toschi, Phys. Rev. Lett. **80**, 3244 (1998).
 - [8] A. N. Kolmogorov, J. Fluid Mech. **13**, 82 (1962).
 - [9] V.S. L’vov and I. Procaccia, Phys. Rev. Lett. **77**, 3541 (1996).
 - [10] S. Chen, G. D. Doolen, R. H. Kraichnan and Z.-S. She, Phys. Fluids A **5**, 458 (1993).
 - [11] G. K. Batchelor, Proc. Camb. Phil. Soc. **47** 359 (1951).
 - [12] R. Benzi, S. Ciliberto, R. Tripiccone, C. Baudet, E. Masaioli and S. Succi, Phys. Rev. E **48**, 29 (1993).
 - [13] N. Cao, S. Chen and Z.-S. She, Phys. Rev. Lett. **76**, 3711 (1996)