

A Matrix Element for Chaotic Tunnelling Rates and Scarring Intensities

Stephen C. Creagh^{a,b} and Niall D. Whelan^{a,c}

^a*Division de Physique Théorique*, Institut de Physique Nucléaire 91406, Orsay CEDEX, France.*

^b*Service de Physique Théorique, CEA/Saclay, 91191, Gif-sur-Yvette CEDEX, France.*

^c*Department of Physics and Astronomy, McMaster University, Hamilton, Ontario, Canada L8S 4M1.*

Abstract

It is shown that tunnelling splittings in ergodic double wells and resonant widths in ergodic metastable wells can be approximated as easily-calculated matrix elements involving the wavefunction in the neighbourhood of a certain real orbit. This orbit is a continuation of the complex orbit which crosses the barrier with minimum imaginary action. The matrix element is computed by integrating across the orbit in a surface of section representation, and uses only the wavefunction in the allowed region and the stability properties of the orbit. When the real orbit is periodic, the matrix element is a natural measure of the degree of scarring of the wavefunction. This scarring measure is canonically invariant and independent of the choice of surface of section, within semiclassical error. The result can alternatively be interpreted as the autocorrelation function of the state with respect to a transfer operator which quantises a certain complex surface of section mapping. The formula provides an efficient numerical method to compute tunnelling rates while avoiding the need for the exceedingly precise diagonalisation endemic to numerical tunnelling calculations.

1 Introduction

Tunnelling in one dimension is an extremely well-studied and understood problem [1]. Using standard WKB methods, together with appropriate uniform approximations, one can accurately approximate such quantities as subbarrier transmission amplitudes, energy level splittings in double wells and resonance lifetimes in quasi-bound systems. In general this is not true in higher dimensions. The problem is often enormously more difficult, for the simple reason that the underlying classical mechanics is qualitatively richer.

This situation is especially evident in problems with classically chaotic motion. In such cases, there is no simple constructive theory for wavefunctions and any incorporation of tunnelling effects must confront this fact. It is certainly impossible to write simple closed expressions for a tunnelling rate associated with an individual state along the lines of what exists in one dimension. In this paper we develop a formula which comes as close as possible within these limitations. We concentrate on energy level splittings between states in a symmetric double well, though the calculation for resonance widths is also summarised. Our calculation is built upon an approach developed by Auerbach and Kiverson

[2] and by Wilkinson and Hannay [3], henceforth referred to as AK and WH respectively. They use semiclassical Green's functions, constructed from complex trajectories, to extend wavefunctions from allowed to forbidden regions and thence to calculate spectral tunnelling effects. We show how this method can be used to express the splitting as a matrix element which measures the concentration of the wavefunction in the neighbourhood of a particular classical trajectory emerging from the optimal tunnelling route.

The formula assumes that the wavefunction is known (possibly following numerical diagonalisation), but otherwise uses quantities that are straightforwardly calculated from classical dynamics. The technical benefit is that, while a completely numerical determination of the splitting requires that diagonalisation be performed to a precision at least comparable with the energy level splitting (which can be extreme), this matrix element requires only that the wavefunction be calculated to a precision comparable with standard semiclassical errors. Perhaps more importantly, there is a theoretical benefit in that tunnelling rates are simply and directly related to the morphology of the wavefunction in the allowed region. This can be used as a starting point for statistical analyses and also for semiclassical analysis using Green's functions etc.

When the trajectory underlying the matrix element is periodic, the splitting is nothing other than a scarring weight of the wavefunction. Scarring [4], or the excessive accumulation of certain eigenstates around periodic orbits, has become a common means of characterising chaotic wavefunctions. Intuitively, one expects exceptionally high tunnelling rates to occur in states having a large amplitude along the optimal tunnelling route. The matrix element quantifies this idea. It measures the amplitude of the wavefunction along a certain real trajectory which connects to what we will call the bounce orbit — an imaginary-time complex trajectory which crosses the barrier with minimal imaginary action. One often finds that the bounce orbit lies on a symmetry axis, in which case its real extension is periodic and the terminology of scarring is appropriate. The formula works even if the orbit is not periodic, however, though the scarring interpretation is then weaker.

There has recently been a lot of interest in the current-voltage characteristics of tunnelling diodes in the presence of crossed electric and magnetic fields [5, 6]. In those systems it has been argued that the tunnelling current is strongly mediated by scarred states. In this paper we quantify that very connection between scarring and tunnelling but in contexts where the tunnelling segment plays an active role in dynamics (up to now, tunnelling diodes have been treated assuming the barriers to be sufficiently thin that tunnelling can be incorporated simply using reflection and transmission coefficients). There are some formal similarities between our results and certain calculations for tunnelling diodes — our configuration space formulation to that of [7] and the phase space formulation to that of [8]. There are also differences however. We assume the wave function is highly excited and fluctuating strongly and get a matrix element with a strongly localised Green's function. In [7, 8] one finds the contrary: the wave function is localised because incoming electrons are assumed to be in an approximate ground state and the Green's function, associated with real dynamics, is strongly oscillatory.

The paper is divided as follows. An important element in getting simple and universal expressions for the splitting is to normalise it by an average background associated with the bounce orbit. In [9] we derived an expression for the average splitting. Controlled by the imaginary action of the bounce

orbit, this average varies strongly with energy and with system parameters. Dividing each splitting by the average splitting at that energy leaves a set of rescaled splittings which can usefully be compared between states lying in very different parts of the spectrum. We begin in section 2 by reviewing the most important elements of this calculation.

In section 3 we review the calculations of AK and WH and give a derivation of the main matrix element. The review is necessary because certain technical aspects of the calculation, having to do with choice of Green's functions *etc.*, must be stressed in order to understand our result. In addition we implement the formula somewhat differently; we consider the value of the wavefunction along a cut inside the well rather than on the energy contour as done in WH or along a cut in the forbidden region as in AK. Having restated the result, an interpretation is developed as a matrix element in a Poincaré-section representation similar to that used in the transfer operator method of Bogomolny [10]. In a Wigner-Weyl calculus restricted to the Poincaré section, the rescaled splitting is simply the overlap of the Wigner function of the state with a Gaussian centered on the real extension of the bounce orbit. The exponent of this Gaussian is directly related to the complex stability matrix along this tunnelling orbit and is a quadratic function on the Poincaré section. In section 5 we outline how these results may be translated to the calculation of resonance widths in metastable wells. In section 6 the general results are given a formal interpretation in terms of transfer operators and this is then used as the basis for a discussion of the conditions under which positivity of the splittings is expected.

In section 7 we use the theory to calculate splittings of a model system and compare to the exactly determined values. The agreement is impressive; for the bulk of the splittings, the theory is correct to within a few percent.

2 Extracting the Mean

We consider double wells with predominantly chaotic dynamics. Our detailed calculations are for potentials $V(x, y)$ in two dimensions, though the general results and conclusions apply to higher dimensions. A specific example of such a system is provided by the potential,

$$V(x, y) = (x^2 - 1)^4 + x^2 y^2 + \mu y^2, \quad (1)$$

which will be used in section 7 for explicit numerical testing of our results. For positive μ , this potential forms two wells, symmetric in x and separated by a saddle at the origin with energy $E = 1$, as illustrated in Fig. 1.

In a one-dimensional double well, the energy level splittings ΔE_n vary monotonically from one doublet to the next (doublets are indexed by n). In fact, the splitting is a simple, smooth function of the mean energy E_n of the doublet. In a chaotic multidimensional well, this picture suffers a qualitative change — while in any given energy range there is a typical scale for splittings, individual splittings vary quasi-randomly from one doublet to the next. The primary purpose of this paper is to discuss these fluctuations in the tunnelling rate and to relate them to the properties of individual wavefunctions. In order to do this in a coherent way, it is useful first to calculate the typical size of splittings in any given energy interval and to use this to rescale the calculation so that fluctuations are always of the order of unity. That is the object of this section. We define a simple function of

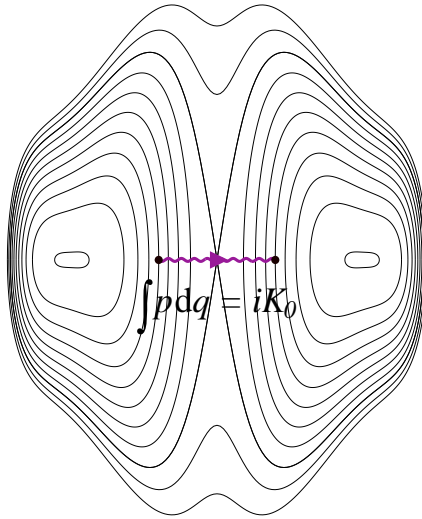


Figure 1: Here are potential contours of a double well with chaotic dynamics. This potential, corresponding to Eq. (1) with $\mu = 0.1$, will be used in numerical investigation of the results. Also represented is the complex bounce orbit crossing the barrier in imaginary time $-i\tau_0$ and defining the tunnelling action K_0 . Linearisation of dynamics about this orbit defines a complex monodromy matrix W_0 . The classical data K_0 and W_0 together determine the mean splitting function $f_0(E)$.

energy which predicts the mean value of the splittings. This is then used to define a rescaling of the splittings whose fluctuations are essentially universal.

In [9] we introduced the splitting-weighted density of states

$$f(E) = \sum_n \Delta E_n \delta(E - E_n). \quad (2)$$

Knowledge of this spectral function gives a complete specification of the tunnelling properties of the system. A semiclassical expansion of $f(E)$ was found in terms of complex periodic orbits crossing the barrier. Here we limit ourselves to the dominant term,

$$f_0(E) = \frac{1}{\pi} \frac{e^{-K_0/\hbar}}{\sqrt{(-1)^{d-1} \chi_\sigma \det(W_0 - I)}}, \quad (3)$$

which furnishes the average properties of the splittings. It is calculated from what is commonly called the “instanton” or “bounce” orbit, illustrated in Fig. 1. This is a complex orbit which crosses the barrier with imaginary momentum and real position in an imaginary time $t = -i\tau_0$ and with an imaginary action $S = iK_0$; it can be understood in terms of a real orbit of the system in which the potential is turned upside down. For two-dimensional potentials which are symmetric in y , the orbit simply runs along the x -axis bouncing between the two energy contours. W_0 is then a complex 2×2 monodromy matrix linearising motion transverse to the orbit, which can be put in the form

$$W_0 = \begin{pmatrix} w_0 & -iu_0 \\ iv_0 & w_0 \end{pmatrix}. \quad (4)$$

The real numbers (w_0, u_0, v_0, w_0) are simply the matrix elements of the real monodromy matrix in the inverted problem. Equality of the diagonal elements follows from a symmetry of the orbit under time-reversal (this structure is altered somewhat in the presence of a magnetic field and will be discussed more fully in section 3.3). In any case, even though W_0 is complex, the amplitude term $\det(W_0 - I)$ is real, as are W_0 's eigenvalues. Finally, d is the dimension of the system and χ_σ is simply a sign fixed by the nature of the symmetry operation σ that underlies the double well. When σ is an orientation reversing transformation of configuration space, $\chi_\sigma = +1$ and in the orientation preserving case, $\chi_\sigma = -1$. In particular, $\chi_\sigma = +1$ in the case where σ is a reflection in one coordinate, as in the problem used to illustrate the calculation here. In practice, it can be determined simply by demanding that the argument of the square root be a positive number.

The function $f_0(E)$ yields the average splittings in the sense that if $f(E)$ is averaged within a sufficiently large window, the contributions of other complex periodic orbits to $f(E)$ are suppressed. This means that the average value of splittings, when measured in units of the mean spacing between doublets, is $\langle \rho_0(E_n) \Delta E_n \rangle = f_0(E)$. We denote by $\rho_0(E)$ the average or Thomas-Fermi density of states within one well (computed for a given parity in y if appropriate) — its inverse is the mean spacing between doublets. Explicit numerical verification that $f_0(E)$ describes the mean behaviour can be found in [9].

Note that $f_0(E)$ typically increases rapidly with energy and therefore so do the typical values of the splittings. It is more convenient to work instead with normalised splittings y_n , defined by dividing by the local average,

$$y_n = \frac{\rho_0(E_n)}{f_0(E_n)} \Delta E_n. \quad (5)$$

These have average value of unity, by construction, and can usefully be compared between different parts of the spectrum, or even between different systems.

3 Derivation of the Matrix Element for Splittings

In investigating fluctuations in the tunneling rate, one option is to include, in the formalism alluded to in the previous section, complex orbits with real parts to their actions. Analysis of this kind was initiated in [9] and a systematic enumeration of the most important such orbits will appear in [19]. This approach is most powerful on large energy scales, where relatively few complex orbits suffice to reproduce extremely detailed collective behaviour of tunnelling rates. When the tunnelling rate associated with an *individual* level is required, however, practical implementation of this program can be daunting due to the large number of long orbits which must be calculated to reach the energy scale of a typical level spacing. For this reason it is of value to pursue an alternative approach, as we do in this section, which steers a course between purely semiclassical and fully quantum calculation to specify individual tunnelling rates.

Our discussion follows the methodology of AK [2] and WH [3], whereby each splitting is expressed as an overlap between approximate states localised in each of the wells. As discussed in WH, for chaotic systems, these local approximations are not found using semiclassical approximations. Instead, it is assumed that the wavefunctions in the wells are found through some numerical diagonalisation or possibly through some random matrix theory modelling if we are interested in statistical properties

of the splittings. Once the wavefunction has been constructed in the wells, the splitting is computed by extending the wavefunction under the barrier using semiclassical approximations to the Green's function.

We give in this section an explicit derivation of the main formula. The purpose of this is two-fold. First, it is important for practical implementation to emphasise certain boundary conditions placed on the complex classical trajectories used in the formalism, having to do with the path that time takes in the complex plane. In addition, we would like to emphasise certain coordinate-invariant properties of the calculation which might be useful for application to more general problems. While broadly similar to the AK and WH results, the final form of our calculation differs from theirs in certain technical aspects, mostly having to do with exercising a freedom as to which parts of the wavefunction are used.

3.1 An abstract Herring's formula

The starting point is Herring's formula [12]. In our derivation we assume $|L\rangle$ and $|R\rangle$ to be symmetric and antisymmetric combinations of odd and even eigenstates $|\pm\rangle$ which are respectively localised in the left and right wells. (While deriving the the splitting for an individual doublet, we will drop the doublet label n). We denote the symmetry operation which relates the two wells (typically a reflection or an inversion) by the symbol σ and call $U(\sigma)$ the corresponding unitary operator. We then have $|R\rangle = U(\sigma)|L\rangle$. If we write the coupled Schrödinger equation as

$$\begin{aligned}\hat{H}|L\rangle &= E|L\rangle - (\Delta E/2)|R\rangle \\ \hat{H}|R\rangle &= E|R\rangle - (\Delta E/2)|L\rangle,\end{aligned}\tag{6}$$

then the eigenenergies are $E^\pm = E \mp \Delta E/2$ and the splitting $\Delta E = E^- - E^+$ is positive when the even state is at a lower energy than the odd state. Now let \hat{P} be any Hermitean operator such that $\hat{P}|L\rangle \approx 0$ and $\hat{P}|R\rangle \approx |R\rangle$. A typical choice would be to let \hat{P} represent multiplication of the wavefunction by the characteristic function $\chi_\Sigma(\mathbf{x})$ of the region to the right of some section Σ (of codimension 1) which separates one well from the other. The precise form will not play an important role here. Applying \hat{P} to each of the equations above and taking matrix elements, we find

$$\begin{aligned}\langle R|\hat{P}\hat{H}|L\rangle &= E\langle R|\hat{P}|L\rangle - (\Delta E/2)\langle R|\hat{P}|R\rangle \\ \langle L|\hat{P}\hat{H}|R\rangle &= E\langle L|\hat{P}|R\rangle - (\Delta E/2)\langle L|\hat{P}|L\rangle.\end{aligned}\tag{7}$$

Subtracting the complex conjugate of the first from the second we get

$$\langle L|[\hat{P}, \hat{H}]|R\rangle = \frac{\Delta E}{2} \left(\langle R|\hat{P}|R\rangle - \langle L|\hat{P}|L\rangle \right).\tag{8}$$

The calculation is exact up to this point. We now take advantage of the approximations $\langle L|\hat{P}|L\rangle \approx 0$ and $\langle R|\hat{P}|R\rangle \approx 1$ to obtain,

$$\Delta E \approx 2 \langle L|[\hat{P}, H]|R\rangle.\tag{9}$$

The error in this approximation is governed by leakage of the wavefunctions of $|L\rangle$ and $|R\rangle$ across Σ . This effect is exponentially small so the above approximation is very accurate; its error is almost certainly dwarfed by that of the next step, which is to substitute approximations for $|L\rangle$ and $|R\rangle$, to

be discussed in the next subsection. Also, we will henceforth dispense with using approximation signs for the splittings and similar quantities, it being understood that any expression using semiclassical arguments is an approximation.

This explicit expression for ΔE , which is independent of representation and holds for any form of the Hamiltonian, is a generalised version of Herring's formula. By choosing \hat{P} suitably, it might even be used for calculating dynamical tunnelling splittings, where the division between the localised states is in phase space and not in configuration space. The important point is that it relates the splitting to an overlap of the localised states that is restricted to the forbidden region of phase space, where the Weyl symbol of \hat{P} is nonconstant. The form used in [3],

$$\Delta E = \hbar^2 \int_{\Sigma} ds \left(\psi_L^* \frac{\partial \psi_R}{\partial n} - \frac{\partial \psi_L^*}{\partial n} \psi_R \right) , \quad (10)$$

is a special case obtained when $\hat{H} = \hat{p}^2/2 + V(q)$ and \hat{P} is chosen to represent multiplication by the characteristic function $\chi_{\Sigma}(\mathbf{x})$ discussed above [it is a straightforward consequence of the relation $[\chi(q), \hat{p}^2] = i\hbar(\chi'(q)\hat{p} + \hat{p}\chi'(q))$ which holds for any function $\chi(q)$]. Here ds is a surface element along Σ and the normal derivative $\partial/\partial n$ is directed to the side of Σ containing $|R\rangle$. In this case we get an integral along a lower-dimensional surface because $\chi_{\Sigma}(\mathbf{x})$ rises from 0 to 1 as a discontinuous step function. Had we used instead a smoothly rising function, the overlap would have appeared as a fully d -dimensional integral, where d is the dimension of the system, restricted to the region around Σ where $\nabla\chi_{\Sigma}(\mathbf{x}) \neq 0$. Other possibilities might be possible if \hat{P} mixes momentum and position operators.

Matrix elements of the kind shown in Eqs. (9) and (10) will repeatedly appear during the course of the calculation, so it is useful at this point to introduce explicit notation for them and point out those aspects which are important. We assume in general that we have a related pair (\hat{P}, Σ) , where Σ is a section and \hat{P} is a Hermitean operator whose Weyl symbol rises from 0 to 1 on passing from one side of Σ to the other. In Herring's formula Σ is in the forbidden region, but in later incarnations, we will have conventional sections in the allowed part of phase space. Defining the anti-Hermitean operator

$$\hat{\Delta}_{\Sigma} = [\hat{P}, \hat{H}] , \quad (11)$$

we construct a sectional matrix element between two states $|\phi\rangle$ and $|\psi\rangle$ defined as,

$$\langle \phi //_{\Sigma} \psi \rangle \equiv \langle \phi | \hat{\Delta}_{\Sigma} | \psi \rangle . \quad (12)$$

Note that $\langle \phi //_{\Sigma} \psi \rangle^* = -\langle \psi //_{\Sigma} \phi \rangle$. This change in sign might usefully be interpreted as a change in orientation of Σ , or the replacement of \hat{P} by $I - \hat{P}$. The sectional overlap defined in Eq. (12) will later in the calculation produce matrix elements in the Poincaré section representation introduced in [10] to define the transfer operator. It is also similar to notation used in [2]. When \hat{H} is of kinetic-plus-potential type and \hat{P} corresponds to a characteristic function $\chi_{\Sigma}(\mathbf{x})$ as above, the matrix element becomes the standard surface integral

$$\langle \phi //_{\Sigma} \psi \rangle = \frac{\hbar^2}{2} \int_{\Sigma} ds \left(\phi^* \frac{\partial \psi}{\partial n} - \frac{\partial \phi^*}{\partial n} \psi \right) , \quad (13)$$

familiar from Green's identity, the unit normal being directed to the side of Σ where χ_{Σ} is 1. Herring's formula,

$$\Delta E = 2 \langle L //_{\Sigma} R \rangle \quad (14)$$

now gives the splitting as a sectional overlap of the left and right localised states, albeit in a region of phase space where dynamics is complex and the wavefunctions exponentially small.

3.2 An abstract Green's identity

Herring's formula is formally interesting but not of direct use without further analysis since explicit calculation of the wavefunction in the forbidden region can be as difficult as finding the splitting itself. Following [3], we simply assume the wavefunction to be known in the allowed region and then use Green's theorem to continue it into the forbidden region, using a semiclassical approximation for the Green's function constructed around complex classical trajectories.

Let us define sections Σ_L and $\Sigma_R = \sigma\Sigma_L$ cutting through the left and right wells respectively, as illustrated in Fig. 2. Let V be the region between them. Let V_{outer} be a larger region enclosing V and $G(\mathbf{x}, \mathbf{x}', E)$ a Green's function which satisfies Schrödinger's equation (with delta-function source) as long as \mathbf{x} and \mathbf{x}' are within V_{outer} . We will not impose on $G(\mathbf{x}, \mathbf{x}', E)$ that it satisfy the Schrödinger equation, with boundary conditions, outside of V_{outer} . It may diverge at infinity, for example. In fact, it will be important later that it not be the global Green's function because it is then well-defined at quantised values of E , which is where we will want to use it. This is analogous to the use of free space Green's functions in the boundary-integral method in billiards [13]. In our case, we will use a semiclassical approximation for $G(\mathbf{x}, \mathbf{x}', E)$ in which trajectories are discarded after they leave V_{outer} . The resulting function will then satisfy the necessary equations inside V_{outer} and has the added advantage that, with a judicious choice of V_{outer} , only a finite number of trajectories contribute for a given argument. We will further suppose that we only ever want to reconstruct the wavefunction within some region V_{inner} enclosed by V . Let $\chi(\mathbf{x})$ be a function which is zero outside V_{outer} and rises to unity passing through Σ_L or Σ_R and is constant by the time V_{inner} is reached. The geometry is sketched in Fig. 2.

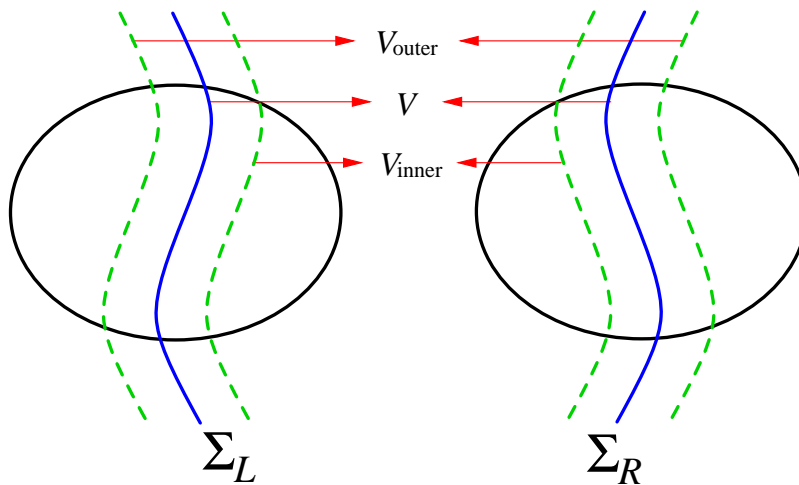


Figure 2: A schematic representation of the three domains V_{outer} , V and V_{inner} .

That $G(\mathbf{x}, \mathbf{x}', E)$ is a Green's function inside V_{outer} amounts to the following in abstract notation:

$$\hat{\chi}\hat{G}(E - \hat{H})\hat{\chi} = \hat{\chi}(E - \hat{H})\hat{G}\hat{\chi} = \hat{\chi}^2, \quad (15)$$

where \hat{G} and $\hat{\chi}$ are the abstract operators corresponding to $G(\mathbf{x}, \mathbf{x}', E)$ and $\chi(\mathbf{x})$. Note that $\hat{\chi}$ does not have an inverse. Let $|\psi\rangle$ be any state whose wavefunction satisfies the Schrödinger equation in V_{outer} with energy E , so that $\hat{\chi}(E - \hat{H})|\psi\rangle = 0$. Then we can write the following two relationships,

$$\begin{aligned} \hat{\chi}\hat{G}(E - \hat{H})\hat{\chi}|\psi\rangle &= \hat{\chi}^2|\psi\rangle \\ \hat{\chi}\hat{G}\hat{\chi}(E - \hat{H})|\psi\rangle &= 0. \end{aligned} \quad (16)$$

Taking the difference gives,

$$\hat{\chi}\hat{G}[\hat{\chi}, \hat{H}]|\psi\rangle = \hat{\chi}^2|\psi\rangle. \quad (17)$$

Define the anti-Hermitian operator $\hat{\Delta} = [\hat{\chi}, \hat{H}]$ in analogy with Eq. (11). Then, provided \mathbf{x} is in V_{inner} ,

$$\psi(\mathbf{x}) = \langle \mathbf{x} | \hat{G} \hat{\Delta} | \psi \rangle = \langle \mathbf{x} | G // \psi \rangle. \quad (18)$$

The overlap here is as in Eq. (12) except that the integration is along two sections Σ_L and Σ_R instead of the single section Σ . It is an abstract form of Green's identity capable of relating the wavefunction in the centre of the barrier to its values in the neighbourhoods of Σ_L and Σ_R . Note that it was not fundamentally important in deriving this relation that $\hat{\chi}$ represent multiplication by a function of position — it is only necessary that Eq. (15) hold and that $|\psi\rangle$ locally obey the Schrödinger equation. This observation is helpful in generalising the result to the case of dynamical tunnelling where we would want to deduce the behaviour of the state in one part of *phase space* from its behaviour in another. However, we will continue with the language of tunnelling between wells to avoid confusion of notation.

Let us now consider using this method to extend the wavefunction $\psi_L(\mathbf{x})$ from a neighbourhood of Σ_L to the centre of the barrier. We make two approximations, based on the premise that tunnelling effects are required only to leading order in ΔE . First, Eq. (18) is employed even though $\psi_L(\mathbf{x})$ is not, strictly speaking, an eigenfunction. To justify this we note that inclusion of the off-diagonal term in Eq. (6) results in the following correction to Eq. (17),

$$\hat{\chi}\hat{G}[\hat{\chi}, \hat{H}]|L\rangle = \hat{\chi}^2|L\rangle - \frac{\Delta E}{2}\hat{\chi}\hat{G}\hat{\chi}|R\rangle. \quad (19)$$

We claim that the additional term on the right hand side can be neglected when evaluating the wavefunction near the centre of the barrier. This will be seen self-consistently, first by ignoring the term and, following semiclassical approximation of the Green's function later, noting that the imaginary action underlying $\hat{\chi}\hat{G}\hat{\chi}|R\rangle$ is similar to that underlying $\hat{\chi}^2|L\rangle$. Therefore, since ΔE is small compared to other energy scales, the second term can be ignored. The second approximation is that, since $\psi_L(\mathbf{x})$ is small in the right well, the contribution to $\psi_L(\mathbf{x})$ in Eq. (18) from the neighbourhood of Σ_R is ignored. The validity of each of these assumptions can be explicitly verified in the case of WKB approximations in one dimension. Thus we can recast Eq. (18) as

$$\psi_L(\mathbf{x}) = \langle \mathbf{x} | \hat{G} //_{\Sigma_L} | L \rangle \quad (20)$$

where $//_{\Sigma_L}$ denotes a sectional overlap confined to Σ_L . With the obvious analog for $\psi_R(\mathbf{x})$, we are now ready to invoke Herring's formula.

Denoting,

$$\hat{G}_{\text{tun}} = \hat{G}^\dagger [\hat{P}, \hat{H}] \hat{G} = \hat{G}^\dagger //_{\Sigma} \hat{G}, \quad (21)$$

which is a concatenation of advanced and retarded Green's functions along the section Σ , we have,

$$\Delta E = -2 \langle L //_{\Sigma_L} \hat{G}_{\text{tun}} //_{\Sigma_R} R \rangle. \quad (22)$$

The minus sign arises from the conjugation of $\psi_L(\mathbf{x})$ following calculation from Eq. (20) (cf. comment just below Eq. (12)). Having substituted our continued wavefunctions into Herring's formula, we get an expression for ΔE involving three sectional integrals. There is one integral through the centre from Herring's formula itself, and two more around the surfaces of section coming from the wavefunction extensions. In our notation the central integral becomes hidden in the definition of \hat{G}_{tun} . This is deliberate because, as will be seen in the next section, this integral can be performed analytically within semiclassical approximation. The matrix element in Eq. (22) subsequently involves just two integrations, along Σ_L and Σ_R .

Formally, Eq. (22) is essentially the same as Eq. (3.8) of [2]. However, the formula is implemented differently in our case — Auerbach and Kivelson choose sections inside the forbidden region whereas we choose them running through the middle of the wells. In addition, the derivation of Eq. (22) could equally well be valid for dynamical tunnelling if the operator \hat{P} is chosen appropriately. The main complication of dynamical tunnelling will come later, when the complex trajectories used to construct \hat{G}_{tun} need to be calculated, in which case the structures involved are less simple than in the case of tunnelling between wells.

In section 6 we will develop an interpretation for \hat{G}_{tun} as the transfer operator for a complex Poincaré mapping. For conventional real Poincaré mappings, the transfer operator is a finite-dimensional unitary matrix, quantising the classical first-return map [10]. We will define a complex mapping from Σ_R to itself for which \hat{G}_{tun} acts like a quantisation in the same way (though it is not unitary in the complex case). Using the symmetry to identify the left and right wavefunctions, Eq. (22) is then formally like an autocorrelation function.

For the sake of concreteness, we write down the explicit forms taken by these integrals when the sectional overlaps are of the form given in Eq. (12). First denote $\overleftrightarrow{\mathcal{D}}_n = \overrightarrow{\partial} / \overrightarrow{\partial} n - \overleftarrow{\partial} / \overleftarrow{\partial} n$, the arrows indicating whether the derivative acts on the function to the left or to the right. Then the central integral, defining $G_{\text{tun}}(\mathbf{x}, \mathbf{x}', E) = \langle \mathbf{x} | \hat{G}_{\text{tun}} | \mathbf{x}' \rangle$, is

$$G_{\text{tun}}(\mathbf{x}, \mathbf{x}', E) = \frac{\hbar^2}{2} \int_{\Sigma} ds'' G^\dagger(\mathbf{x}, \mathbf{x}'', E) \overleftrightarrow{\mathcal{D}}_{n''} G(\mathbf{x}'', \mathbf{x}', E) \quad (23)$$

and the outer integrals are

$$\Delta E = -\frac{\hbar^4}{2} \int_{\Sigma_L} ds \int_{\Sigma_R} ds' \psi_L^*(\mathbf{x}) \overleftrightarrow{\mathcal{D}}_n G_{\text{tun}}(\mathbf{x}, \mathbf{x}', E) \overleftrightarrow{\mathcal{D}}_{n'} \psi_R(\mathbf{x}'). \quad (24)$$

Remember that our convention is that the normals to Σ_L and Σ_R are each directed towards the forbidden region. Eq. (24) is the form given in [3] (a factor of 2 appears because we use a different

normalisation of the Green's function). There are actually four terms involved, depending on the combinations of directions in which the derivatives in \overleftrightarrow{D}_n and $\overleftrightarrow{D}_{n'}$ act. Semiclassically, their superposition conspires to cancel all but trajectories that pass through Σ_L and Σ_R in fixed senses, as we will see.

3.3 The semiclassical Green's function

The standard semiclassical approximation for the Green's function $G(\mathbf{x}, \mathbf{x}', E)$ takes the form of a sum over trajectories α which go from \mathbf{x}' to \mathbf{x} with energy E ,

$$G(\mathbf{x}, \mathbf{x}', E) = \frac{1}{i\hbar} \frac{1}{(2\pi i\hbar)^{(d-1)/2}} \sum_{\alpha} \sqrt{D_{\alpha}} e^{iS_{\alpha}/\hbar}. \quad (25)$$

For each orbit, $S_{\alpha} = \int_{\alpha} \mathbf{p} \cdot d\mathbf{x}$ is the action and

$$D_{\alpha} = \frac{1}{\dot{x}\dot{x}'} \det \left[-\frac{\partial^2 S_{\alpha}}{\partial y \partial y'} \right], \quad (26)$$

assuming a single coordinate x along the trajectory and $d-1$ coordinates y transverse to it. Detailed discussion can be found in [14]. The usual presentation of this formula has additional complex phases determined by the Maslov indices. In our case we assume that they are accounted for by the choice of branch for the square root of D_{α} . We do it in this way so that complex trajectories can later be included using the same formula, simply by complexifying the classical data entering into it.

In real WKB the sum is normally taken over all orbits α whose time of evolution is positive. This corresponds to giving E a small positive imaginary part and results in the retarded Green's function $G(\mathbf{x}, \mathbf{x}', E)$. We will also need its hermitean conjugate [see Eq. (23)]. This is the advanced Green's function and can be interpreted as a sum over all orbits whose time of evolution is negative. Tunnelling effects are treated by including complex trajectories [15]. This means that the initial and final conditions in phase space can be complex, and that time varies over a contour in the complex plane, but the energy is still taken to be real. The complex trajectories contributing to the retarded and advanced Green's functions are respectively those obtained by restricting the time contour to the positive and negative half-planes.

The complete Green's function for the problem requires inclusion of long trajectories, bouncing indefinitely in the wells. On the contrary, we will restrict \mathbf{x} and \mathbf{x}' to the domain V_{outer} and include only trajectories which take a direct path from \mathbf{x}' to \mathbf{x} without leaving it. As long as caustic surfaces are avoided, which we assume to be the case, this will result in a function which obeys the defining equation for the Green's function while its arguments remain in V_{outer} . Thus it fits the description of the operator \hat{G} used in the abstract Green's identity Eq. (18). The penalty for the restriction on orbits is that the semiclassical approximation will be badly behaved at caustics and will ultimately diverge exponentially on the forbidden side of them. This will not concern us as long as the caustics of the trajectories we use lie outside of V_{outer} . We need only a local solution. In particular, the elimination of multiple reflections within a well means that \hat{G} does not develop singularities as the energy passes through energy levels.

Our particular interest is to evaluate the integral in Eq. (23). This requires that we evaluate the retarded Green's function connecting the initial position \mathbf{x}' near Σ_R to a point \mathbf{x}'' under the barrier and

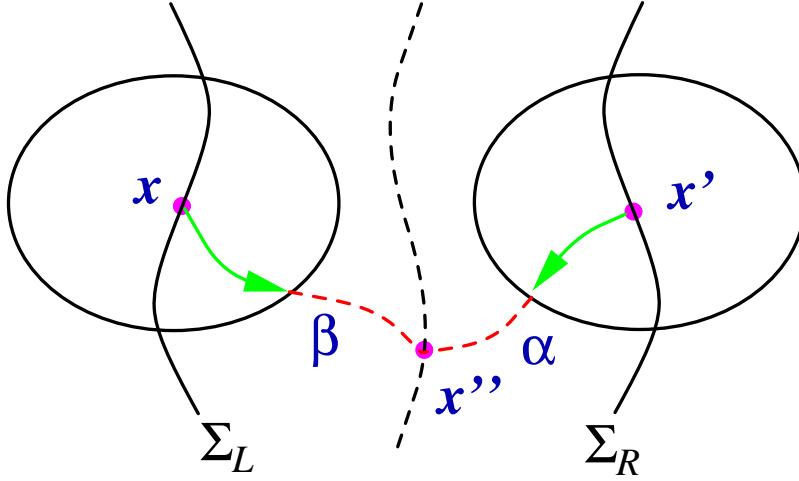


Figure 3: A schematic illustration of the trajectories α and β respectively determining $G(\mathbf{x}'', \mathbf{x}', E)$ and $G^\dagger(\mathbf{x}, \mathbf{x}'', E)$ in the integral defining \hat{G}_{tunn} . The arrows indicate the velocity directions. Note that we expect that the trajectories be generically complex, so that the paths also have imaginary parts (not shown).

subsequently the advanced Green's function from \mathbf{x}'' to the final position \mathbf{x} near Σ_L . We will assume, following the restrictions of trajectories to V_{outer} discussed above, that there is a single trajectory for each leg of this journey, denoted respectively by α and β . Consider α . In a one-dimensional potential the trajectory starts at x' with velocity pointing towards the barrier and, after an evolution of time along the positive real axis, reaches a turning point. A subsequent time evolution along the negative imaginary axis allows this orbit to penetrate the forbidden region with an action that has a positive imaginary part. For the second part β , time continues to evolve along the imaginary axis until the turning point on the left hand side is reached. Subsequent evolution of time parallel to the negative real axis (appropriate to the advanced Green's function) allows the trajectory to reach x with a final velocity pointing once again towards the barrier. Notice that the trajectory begins and ends at points which are symmetric in *phase space*. It is easy to imagine a deformation of this picture into higher dimensions, if \mathbf{x} , \mathbf{x}'' and \mathbf{x}' are moved away from a symmetry axis for example. The basic structure is sketched in Fig. 3.

To complete the calculation, a saddle point analysis of the integral in Eq. (23) is invoked, following substitution of these complex orbits into Eq. (25). The saddle point condition specifies that the final momentum of α matches the initial momentum of β , so that a concatenated trajectory $\gamma = \beta \circ \alpha$ is defined going from \mathbf{x}' to \mathbf{x} . It turns out that the ensuing saddle point integration gives an expression for $G_{\text{tunn}}(\mathbf{x}, \mathbf{x}', E)$ that is precisely of the form given in Eq. (25) except that the single orbit γ is used instead of the sum over α . This can be verified by explicit calculation but it is a rather standard manipulation and we will not go into it further here.

Before inserting $G_{\text{tunn}}(\mathbf{x}, \mathbf{x}', E)$ into Eq. (24) and writing out explicit results, it is helpful at this point to specify more precisely the coordinates $\mathbf{x} = (x, y)$ that we will use. We assume such a coordinate set to be constructed locally around each of the sections Σ_L and Σ_R so that the positive x direction

points towards the barrier and the area element is $ds = d^{d-1}y$. Under normal circumstances, when $\Sigma_L = \sigma\Sigma_R$, we will go further and assume the coordinate set around Σ_L to be the symmetric image of the coordinate set around Σ_R . An important aspect of this convention is that, once a coordinate set is fixed on Σ_R , the orientation of the coordinate set on Σ_L depends on the nature of σ . For example, in two dimensions the frame on Σ_L is oriented oppositely according to whether σ is a reflection about an axis or an inversion through a point. This seemingly innocent difference will have an enormous effect on the nature of the final result. When calculated with respect to these frames, the matrix linearising motion about γ is hyperbolic in the case of reflection symmetry and inverse hyperbolic in the case of inversion symmetry — we will find as a direct consequence of this that the splittings are always positive in the former case whereas in the second they are sometimes negative. This will be discussed fully in section 6. Until then, however, our formulas will not depend overtly on whether we have inversion or reflection as a symmetry as long as we keep to our conventions for (x, y) .

Now define the following modification of $G_{\text{tun}}(\mathbf{x}, \mathbf{x}', E)$,

$$\mathcal{G}(y, y', E) = \hbar \sqrt{\dot{x}_\gamma \dot{x}'_\gamma} G_{\text{tun}}(x_L(y), y, x_R(y'), y', E). \quad (27)$$

We have scaled out by the velocities which will be reabsorbed into the wavefunctions below; this mirrors the development in [10]. \mathcal{G} will always be evaluated with arguments on Σ_L and Σ_R , as appropriate, so the x -dependences are determined by the implicitly-defined functions $x_L(y)$ and $x_R(y')$, and can be suppressed. Taking advantage of the approximations, $-i\hbar\partial G_{\text{tun}}/\partial x \approx \dot{x}_\gamma G_{\text{tun}}$ and $-i\hbar\partial G_{\text{tun}}/\partial x' \approx -\dot{x}'_\gamma G_{\text{tun}}$, we may rewrite Eq. (22) as follows,

$$\Delta E = 2\hbar \int_{\Sigma_L} dy \int_{\Sigma_R} dy' \mathcal{E}(y, y') \mathcal{G}(y, y', E), \quad (28)$$

where,

$$\mathcal{E}(y, y') = \left[\frac{(\hat{v}_x + \dot{x}_\gamma^*) \psi_L(x_L(y), y)}{2\sqrt{\dot{x}_\gamma^*}} \right]^* \left[\frac{(\hat{v}'_x + \dot{x}'_\gamma) \psi_R(x_R(y'), y')}{2\sqrt{\dot{x}'_\gamma}} \right]. \quad (29)$$

Here we let \hat{v}_x denote the projection of the velocity operator $-i\hbar\nabla$ onto the direction defined by the coordinate x . If we ignore the fact that each of \dot{x}_γ and \dot{x}'_γ depend on both initial and final position, $\mathcal{E}(y, y')$ has the appearance of a product of wavefunctions,

$$\mathcal{E}(y, y') = \vec{\psi}_L^*(y) \overleftarrow{\psi}_R(y'). \quad (30)$$

Each of the wavefunctions here is meant to be identified with a quantity within square brackets in the equation above. The abuse of notation inherent in Eq. (30) is justified by the fact that we will find that the dominant contribution to the integral comes from a region of the (y, y') -plane small on classical scales, so that \dot{x}_γ and \dot{x}'_γ can in practice be replaced by constants.

The arrows on the wavefunctions indicate directions along which flux is predominantly flowing, which arises as follows. The surface Σ_R defines two surfaces of section in phase space, $\vec{\Sigma}_R$ and $\overleftarrow{\Sigma}_R$, corresponding to the two senses of \dot{x} . If we look at a phase space representation such as the Wigner function, the combination of \dot{x}'_γ and the velocity operator in Eq. (29) leads to enhancement of $\overleftarrow{\psi}_R$ around $\overleftarrow{\Sigma}_R$ and suppression around $\vec{\Sigma}_R$ (and equivalently for $\vec{\psi}_L$). Therefore we can take the arrows

to indicate left- and right-going wavefunctions. The particular combination seen in Eq. (30) arose because we chose retarded Green's functions to extend both of the states into the forbidden region. Had we chosen other combinations of advanced and retarded Green's functions, \dot{x}_γ and \dot{x}'_γ , would have entered Eq. (29) with different signs, leading to different combinations of left and rightgoing wavefunctions. It is clearly preferable that this choice be made so that there is symmetry between the initial and final coordinates. In particular, once we have chosen between advanced and retarded Green's functions for wavefunction continuation, the same choice is applied to both wavefunctions in the matrix element for ΔE . In phase space, this means that the splitting is calculated from the behaviour of states either near $\vec{\Sigma}_L$ and $\vec{\Sigma}_R = \sigma \vec{\Sigma}_L$, or else near $\vec{\Sigma}_L$ and $\vec{\Sigma}_R = \sigma \vec{\Sigma}_L$.

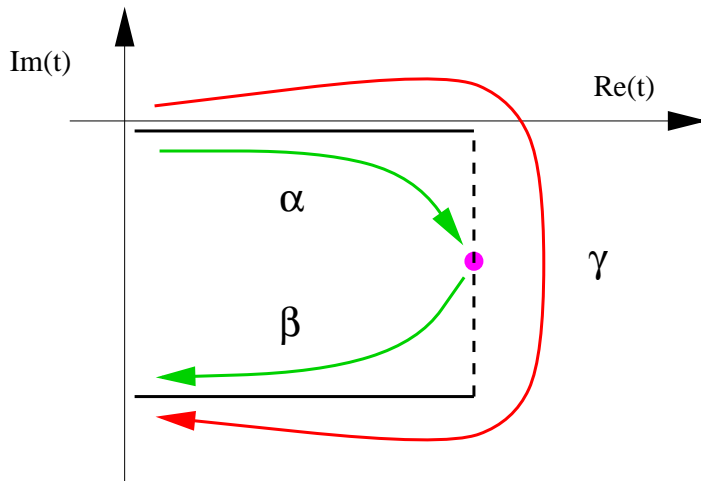


Figure 4: The paths taken in the complex time plane by the segments α and β , and their concatenation γ . Deformation of these contours is allowed as long as branch points are avoided.

A consequence of this symmetry is that, taking into account the complex conjugation of $\psi_L(\mathbf{x})$ in the matrix element, the time evolution of γ is directed along opposite directions of the real axis before and after barrier penetration (Fig. 4). Therefore there is cancellation in the real time along the path γ and the net time of evolution is directed predominantly along the negative imaginary axis. For the special case of the periodic bounce orbit γ_0 , this cancellation is complete and the total time $-i\tau_0$ is pure imaginary. In computing these trajectories, it is tempting to deform the time contour so that it flows directly down the imaginary axis, forgoing the real time segments. In general that is dangerous, however, unless one can guarantee that branch points are not crossed as the contour is deformed. Besides, the contour defined above gives trajectories whose position coordinates remain predominantly real throughout the evolution, which has obvious intuitive advantages.

To reflect the near-imaginary time evolution, let us use the notation,

$$K(y, y', E) = -iS_\gamma(x_L(y), y, x_R(y'), y', E) \quad (31)$$

to denote the ‘‘Euclidean’’ action of the path γ , suppressing x as usual. As with the velocities \dot{x} and \dot{x}' , the quantity K is predominantly positive but is somewhat complex in general, implying that S is dominantly positive imaginary but with some real component. An explicit expression for the modified

Green's function is then,

$$\mathcal{G}(y, y', E) = \frac{1}{(2\pi\hbar)^{(d-1)/2}} \sqrt{\chi_\sigma \det - \frac{\partial^2 K}{\partial y \partial y'}} e^{-K/\hbar}. \quad (32)$$

Note that this has a different \hbar -dependence than (25) and also has no velocity prefactors. The sign χ_σ is the same as appeared in Eq. (3) and accounts for any reorientation of the local y coordinates relative to the global cartesian coordinates with which we started. Except for the fact that it uses complex trajectories, the construction of $\mathcal{G}(y, y', E)$ is precisely analogous to that of the Bogomolny transfer operator [10]. Likewise, the arrowed wavefunctions can be interpreted as states in the related, semiclassically-defined Hilbert space. This interpretation will be developed further in section 6.

It is at this point that our presentation differs most markedly from previous developments. The discussion leading to Eq. (32) is invalid when the end points of γ are too close to the energy contour $E = V$. In [3] a careful treatment of this problem is given in which a uniformised semiclassical treatment of the Green's function, using Airy functions, is developed. Auerbach and Kiverson [2] choose to avoid the turning point singularities by taking the surface to be well inside the forbidden region. Our approach is similarly to assume Σ_L and Σ_R to be well separated from the energy contours around the dominant trajectories, but on the allowed side. In particular, this means that we must avoid the natural temptation to continue the wavefunctions from as close to the barrier as possible, but does have the advantage that the ensuing calculation is much simpler (later we will also appeal to symplectic invariance to argue that it should be possible to compute in a Poincaré section symplectically rotated in phase space so that it remains well-defined even at the turning point). It is also advantageous only to consider the wavefunction in the allowed region and to put all exponentially small quantities and the attendant complex structure into the Green's function and quantities derived from it.

As a function of y' and y , the real part of $K(y, y', E)$, which controls the magnitude of $\mathcal{G}(y, y', E)$, is minimised when the orbit intersects the Poincaré sections with real momenta. This condition is fulfilled by the periodic bounce orbit γ_0 , for which the net time of evolution is imaginary and K is real. Recall that this is also the orbit from which f_0 is determined in periodic orbit theory. It can be argued quite generally that the segments of this trajectory corresponding to real time evolution take place in real phase space, connecting to a tunnelling segment of imaginary time evolution and complex coordinates at a turning point where $\dot{\mathbf{x}} = 0$ if there is time-reversal symmetry, or $\text{Im } \dot{\mathbf{x}} = 0$ more generally [16, 17]. In the potentials treated here, the bounce orbit is on a symmetry axis for which $y = y' = 0$. When its arguments move away from γ_0 , the Green's function then decays in magnitude over a length scale of $O(\hbar^{1/2})$.

We will assume that the dominant contribution to the splitting matrix element comes from this neighbourhood. Approximating the amplitude of the Green's function by its value for γ_0 , Eq. (28) becomes

$$\Delta E = 2\hbar \mathcal{G}(y_0, y_0, E) \int_{\Sigma_L} dy \int_{\Sigma_R} dy' \mathcal{E}(y, y') e^{-\mathcal{K}(y, y')/\hbar} \quad (33)$$

where $\mathcal{K}(y, y')$ is the quadratic form giving the second variation of $K(\mathbf{x}, \mathbf{x}', E)$ about the intersection of γ_0 with the sections (for which the coordinates are denoted y_0). At the same level of approximation we may choose $\mathcal{E}(y, y')$ to have the decoupled form (30) by taking \dot{x} and \dot{x}' to be the values for the central orbit γ_0 . $\mathcal{K}(y, y')$ is calculated from the complex monodromy matrix W defined by γ_0 , which

has the following block form [each block having dimension $(d - 1) \times (d - 1)$],

$$W = \begin{pmatrix} w^\dagger & -iu \\ iv & w \end{pmatrix}, \quad (34)$$

where u and v are hermitean (real if $d = 2$). That W is of this form follows from symplecticity and the property

$$W^{-1} = W^*, \quad (35)$$

which itself is a consequence of the fact that taking the complex conjugate of the path of γ_0 in phase space gives its time reversed partner, up to the symmetry operation σ . The form in Eq. (34) is less restricted than in Eq. (4) because γ_0 includes real orbit segments at either end. Standard manipulation using generating function conditions obeyed by the action now gives,

$$\mathcal{K}(y, y') = \frac{1}{2} (y \ y') \begin{pmatrix} a & b^* \\ b & a^* \end{pmatrix} \begin{pmatrix} y \\ y' \end{pmatrix}, \quad (36)$$

where,

$$a = wu^{-1} \quad \text{and} \quad b = -u^{-1} \quad (37)$$

are respectively symmetric and hermitean. We note that y and y' are in general $(d - 1)$ -dimensional and the various sub-matrices are also of dimension $d - 1$. In the case $d = 2$ they are scalars. Notice that, as an operator kernel, $\mathcal{K}(y, y')$ is formally hermitean (it is only formally so because we have not yet specified the Hilbert space). This hermiticity is a consequence of the inversion symmetry underlying Eq. (35) — *i.e.* that complex conjugation amounts to time reversal — and is not confined to the quadratic truncation. To aid practical implementation, we note that the amplitude in Eq. (32) is $\det [-\partial^2 K / \partial y \partial y'] = \det u^{-1}$.

It is important to note that the integration in Eq. (33) must be treated with care, since the wavefunction will typically vary significantly on the length scale over which the kernel of this matrix element decays. In particular, if we were to implement some sort of WKB approximation of the wavefunctions (such as a collective approximation using Green's functions, for example), the center of our expansion would not be a saddle point of the whole integrand — further saddle point analysis would require that we revert to the full expression for $\mathcal{G}(y, y', E)$ in that case. In order for the quadratic phase expansion to be valid, the integration must be interpreted as an exact sum. Even with this limitation, Eq. (33) is useful because it can in practice be evaluated following a relatively painless numerical diagonalisation to get the wave function, as we will see.

In any case, we have reduced calculation of the splitting to evaluation of a simple matrix element. Either Eq. (28) or its approximation (33) could now be used to determine the splittings semiclassically. However, we choose to postpone this step because there remains additional structure which has not yet been addressed. In particular, there is an appealing canonical invariance which becomes manifest when the theory is reformulated in a phase space representation, as we now discuss.

4 A Phase Space Formulation and Scarring

The matrix element for ΔE developed in the previous section is conveniently interpreted in the Weyl formalism. The Weyl symbol of any operator \mathcal{O} is defined by,

$$W_{\mathcal{O}}(\mathbf{q}, \mathbf{p}) = \int d\mathbf{s} e^{i\mathbf{p}\cdot\mathbf{s}/\hbar} \langle \mathbf{q} + \mathbf{s}/2 | \mathcal{O} | \mathbf{q} - \mathbf{s}/2 \rangle. \quad (38)$$

and for a state $|\psi\rangle$ the Wigner function $W_{\psi}(\mathbf{q}, \mathbf{p})$ is defined by substituting $\mathcal{O} = |\psi\rangle\langle\psi|/(2\pi\hbar)^d$. The expectation value of \mathcal{O} can then be calculated as follows,

$$\langle \psi | \mathcal{O} | \psi \rangle = \int d\mathbf{q} d\mathbf{p} W_{\psi}(\mathbf{q}, \mathbf{p}) W_{\mathcal{O}}(\mathbf{q}, \mathbf{p}). \quad (39)$$

We would like to do the same for the matrix element in Eq. (33).

Because we deal with integrations which are restricted to sections (which we will assume to be defined by fixing x) it is convenient to define the partial Weyl symbol

$$\mathcal{W}_{\mathcal{G}}(\zeta, E) = \int ds e^{ip_y s/\hbar} \mathcal{G}(y + s/2, y - s/2, E) \quad (40)$$

and the partial Wigner function

$$\overleftarrow{\mathcal{W}}_n(\zeta) = 2\pi\hbar \int ds e^{ip_y s/\hbar} \mathcal{E}(y + s/2, y - s/2), \quad (41)$$

where we denote,

$$\zeta = \begin{pmatrix} y \\ p_y \end{pmatrix}. \quad (42)$$

We have taken the opportunity here to reintroduce the index n labelling the different doublets. We will often refer to $\overleftarrow{\mathcal{W}}_n(\zeta)$ as the Poincaré-Wigner function, which we interpret as a function on the *oriented* section $\overleftarrow{\Sigma}_R$. Canonically invariant expressions will be given below for $\mathcal{W}_{\mathcal{G}}$.

These functions will usually be evaluated with x and x' restricted to sections and we therefore suppress these variables. These two quantities are then thought of as functions of the section coordinates y and p_y . In general these are of dimension $d-1$, in which case the s integral is of the same dimension and the term $ip_y s$ in the exponential should be treated as a dot product. Notice that the choice of normalisation for $\overleftarrow{\mathcal{W}}_n(\zeta)$ is not conventional. This will simplify the appearance of the final result. It should be remarked that the partial Weyl function could be defined for any operator defined (at least semiclassically) on the Poincaré section by replacing \mathcal{G} with the operator of interest. Similarly we can replace $\mathcal{E}(y, y')$ by $\psi(y)\psi^*(y')$ if we are interested in the properties of a semiclassically defined wavefunction $\psi(y)$ defined on the section. Finally, we note that these transforms are strictly speaking properly-defined only when (x, y) are linear, cartesian coordinates, so that the sections Σ_R and Σ_L are planes. However, since we will always confine ourselves to semiclassical approximation, and usually to integrations confined to the immediate neighbourhood of the orbit γ , it should not be a problem in practice to work with curvilinear sections.

In analogy with Eq. (39), the integrations over Σ_R in Eq. (28) can be converted to a phase space integral on the section using the partial symbols as follows,

$$\Delta E_n = \frac{1}{\pi} \int_{\overleftarrow{\Sigma}_R} \frac{d\zeta}{(2\pi\hbar)^{d-1}} \mathcal{W}_{\mathcal{G}}(\zeta, E_n) \overleftarrow{\mathcal{W}}_n(\zeta). \quad (43)$$

To evaluate this we need an explicit expression for $\mathcal{W}_G(\zeta, E)$.

$\mathcal{W}_G(\zeta, E)$ is structurally similar to the standard Weyl symbol of a time propagator. An explicit semiclassical expression for the latter was developed in [18]. Since the detailed calculation is easily transcribed from that case, we will just write down the results. For a given point ζ on $\overleftarrow{\Sigma}_R$, $\mathcal{W}_G(\zeta, E)$ is constructed using the ‘‘midpoint orbit’’. This is the (assumed unique) orbit of type $\gamma = \beta \circ \alpha$ going from ζ_A on $\overleftarrow{\Sigma}_R$ to $\sigma\zeta_B$ on $\overrightarrow{\Sigma}_L$ such that the midpoint is $\zeta = (\zeta_A + \zeta_B)/2$. We associate with it the complex action,

$$\mathcal{A}(\zeta, E) = K(\mathbf{x}_B, \mathbf{x}_A, E) + ip_y(y_B - y_A). \quad (44)$$

The contribution coming from the y degree of freedom can be interpreted as the symplectic area in the y - p_y plane of a chord defined by the trajectory and the straight line connecting initial and final points. This is invariant under linear canonical transformations in (y, p_y) . Geometrical interpretation is more awkward for the full expression, but canonical invariance within a surface of section is certainly maintained. We can now write [18],

$$\mathcal{W}_G(\zeta, E) = \frac{e^{-\mathcal{A}(\zeta, E)/\hbar}}{\sqrt{\chi_\sigma \det [(W_{AB} + I)/2]}} \quad (45)$$

where W_{AB} is the complex symplectic matrix linearising motion about the midpoint orbit in (y, p_y) coordinates and χ_σ is the usual sign compensating for any reorientation of the local coordinates y with respect to the global ones.

The Gaussian approximation employed in Eq. (33) corresponds to replacing W_{AB} by its value W on γ_0 and using the following quadratic approximation for \mathcal{A} ,

$$\mathcal{A}(\zeta, E) - K_0 \approx -i\zeta^T J \frac{W - I}{W + I} \zeta = -i\Omega \left(\zeta, \frac{W - I}{W + I} \zeta \right) \quad (46)$$

where T denotes transpose and $\Omega(\xi, \eta) = \xi^T J \eta$ is the symplectic two-form, J being the unit symplectic matrix. This result is derived starting with $\zeta_B = W\zeta_A$ and employing some generating function conditions satisfied by $K(\mathbf{x}_B, \mathbf{x}_A, E)$ to compute the second derivatives of \mathcal{A} . A more complete discussion can be found in [18] (beware, however, that J is defined with the opposite sign there).

For us the feature of most immediate interest is that \mathcal{A} is real for real (y, p_y) . This follows from the property $W^{-1} = W^*$ discussed earlier. This inversion symmetry implies that the matrix

$$\left(\frac{W - I}{W + I} \right)^* = \frac{W^{-1} - I}{W^{-1} + I} = -\frac{W - I}{W + I} \quad (47)$$

is imaginary, which in turn, taking account of the factor of i in Eq. (46), implies that $\mathcal{A}(\zeta, E)$ is real to quadratic order. We are therefore free to write

$$\mathcal{A}(\zeta, E) \approx K_0 + \zeta^T M \zeta \quad (48)$$

where the matrix

$$M = -iJ \frac{W - I}{W + I} \quad (49)$$

is real, symmetric and, it turns out, positive definite.

If we factor out the function $f_0(E)$ representing the mean splitting, the Gaussian approximation to the symbol $\mathcal{W}_G(\zeta, E)$ becomes

$$\mathcal{W}_G(\zeta, E) \approx \pi(2\pi\hbar)^{d-1} f_0(E) g_M(\zeta), \quad (50)$$

where the Gaussian

$$g_M(\zeta) = \frac{\sqrt{\det M}}{(\pi\hbar)^{d-1}} e^{-\zeta^T M \zeta / \hbar} \quad (51)$$

is normalised so that $\int d\zeta g_M(\zeta) = 1$. Note that we have used the fact that W is related to the matrix W_0 of section 2 by the similarity transformation $W = S^{-1}W_0S$ where S is the real matrix linearising motion from $\overleftarrow{\Sigma}_R$ to the barrier (see below and Fig. 5).

The splitting (43) can then be put in the form,

$$\Delta E_n = f_0(E_n) \int_{\overleftarrow{\Sigma}_R} d\zeta g_M(\zeta) \overleftarrow{\mathcal{W}}_n(\zeta). \quad (52)$$

Alternatively, we can write

$$y_n = \rho_0(E_n) \int_{\overleftarrow{\Sigma}_R} d\zeta g_M(\zeta) \overleftarrow{\mathcal{W}}_n(\zeta) \quad (53)$$

for the rescaled splitting defined by $y_n = \rho_0(E_n)\Delta E_n/f_0(E_n)$ in section 2.

Eq. (53) is the central theoretical result of the paper. Even though the calculation leading to it may seem complicated, this final form is very simply interpreted and implemented. Let us summarise the ingredients needed to use it. The first step is to find the bounce orbit which crosses the barrier in imaginary time and is responsible for the contribution $f_0(E)$ to Eq. (2). This reduces to a trivial one-dimensional problem in the common case that it lies in a symmetry axis, but is a straightforward numerical task even in the most general case. Quite generally this bounce orbit has a turning point P where its coordinates in phase space are real. Take P and its symmetric image σP to be the initial and final points of the imaginary-time trajectory, denoted γ_B . Starting at P , one can equally consider evolution in *real* time, defining a real trajectory γ_R going in negative time to $\overleftarrow{\Sigma}_R$. Its image $\gamma_L = \sigma\gamma_R$ goes to σP from $\overrightarrow{\Sigma}_L$. Then the concatenation $\gamma_0 = \gamma_L^* \circ \gamma_B \circ \gamma_R$, where the star denotes time reversal, is an orbit going from $\overleftarrow{\Sigma}_R$ to $\overrightarrow{\Sigma}_L$ in a net time which is imaginary. The monodromy matrix $W = S^{-1}W_0S$ of γ_0 defines M in Eq. (51). The final ingredient is the computation of the Poincaré-Wigner function $\overleftarrow{\mathcal{W}}_n(\zeta)$. There are no simple semiclassical theories in the case that the dynamics is chaotic. It can be calculated numerically however, with the advantage that the precision need not be excessively high. One can also model the wave function from random matrix ensembles, and Eq. (53) will form the basis for quantitative statistical analysis of the splittings in that case.

In cases of additional symmetry, one encounters the situation where the real extension to γ_B is a periodic orbit. In this situation it is common to interpret an exceptionally large accumulation of probability amplitude in its neighbourhood as a manifestation of scarring [4, 18]. Our expression for the y_n is in such cases simultaneously a “scar-ometer” — it gives a precise measure of the degree to which the state is scarred by the periodic orbit. In fact, it is extremely close to being the value of a Husimi distribution evaluated on the orbit. It would be precisely so if $g_M(\zeta)$ were the Wigner function of a coherent state. It is not — to be a Wigner function of a pure state requires $\det M = 1$, which is not true in our case — but it is very close. In particular, a proper Husimi distribution would take

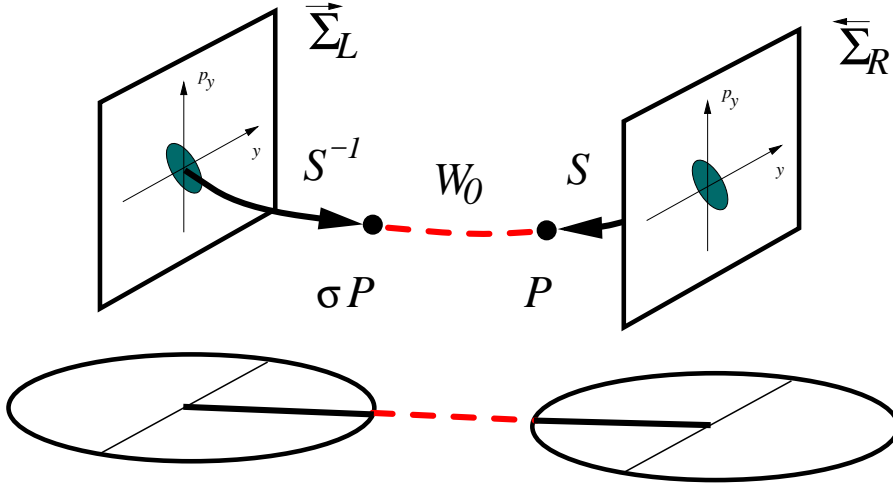


Figure 5: A schematic representation of the structures needed to calculate the splitting. First the imaginary-time trajectory connecting the surfaces of section on each side of the barrier must be computed. This defines a complex monodromy matrix of the form $W = S^{-1}W_0S$ where S is the real matrix linearising motion around a real trajectory segment. W defines a Gaussian $g_M(\zeta)$, approximately supported in an elliptical domain of area $O(\hbar)$ in each Poincaré section, as indicated by the shaded regions. Overlap with the Poincaré-Wigner function of the state in this region gives the splitting.

the same form as Eq. (53) except for a rescaling of the matrix M . The other difference between our result and a standard Husimi function is that our overlap is confined to a lower-dimensional Poincaré section. The fact that there is a strong correlation between scarring and the tunnelling rate in such cases is not at all surprising. Scarred states have a large accumulation of probability along the optimal tunnelling route defined by γ_0 and would be expected to tunnel at a higher rate. The fact that this observation can be given a precise quantification is nontrivial, however.

As a scar-ometer alone, the expression has the following interesting, and potentially useful property: our calculation indicates, and explicit numerical calculation in section 7 will verify, that the overlap is an invariant of the orbit. That is, it does not matter for which section Σ_R (*i.e.* which value of x) we evaluate the overlap, the result is always the same within semiclassical error. It gives a single, unambiguous number with which to quantify the degree of scarring of the state. An important element in this invariance is that the elliptic region defined in the Poincaré section by level curves of $\zeta^T M \zeta$ deforms with the flow as we move from one point of the orbit to another — as a consequence of $W = S^{-1}W_0S$ we have $M = S^T M_0 S$, where S linearises the flow along the real orbit. In particular, as we move further from the turning point at which tunnelling begins, this elliptic domain becomes stretched along the stable manifold of the periodic orbit. Clearly, if the evolution is taken too far, errors of linearised propagation will grow and the invariance will fail. However for moderate deformations invariance is expected and observed.

Finally, we would like to verify that the result is correctly normalised. To this end we note that

the general property of standard Wigner functions,

$$\left\langle \sum_n W_n(\mathbf{q}, \mathbf{p}) \delta(E - E_n) \right\rangle = \frac{\delta(H(\mathbf{q}, \mathbf{p}) - E)}{(2\pi\hbar)^d} \quad (54)$$

can be argued (appendix B) to have the following analog in the case of Poincaré-Wigner functions;

$$\left\langle \sum_n \overleftarrow{W}_n(\zeta) \delta(E - E_n) \right\rangle = \chi_E(\zeta). \quad (55)$$

Here $\chi_E(\zeta)$ is the characteristic function of the energetically-allowed region in the ζ -plane (*i.e.* $\chi_E(\zeta)$ is unity whenever ζ is within the energetically permitted domain and is zero otherwise.) The average here is meant to be taken over an energy range small on classical scales but large enough to smooth out quantum fluctuations. This tells us that the Poincaré-Wigner function is expected on average to be spread uniformly over the surface of section in the canonical measure $dydp_y$, which is unsurprising (note however that renormalisation of the wave function by the velocity as in Eq.(29) is a necessary ingredient for this to work). A fuller discussion of this, along with certain qualifications, is offered in appendix B. As a consequence,

$$\left\langle \sum_n y_n \delta(E - E_n) \right\rangle = \rho_0(E). \quad (56)$$

which follows from taking the average inside the ζ integral of Eq. (53) and taking $g_M(\zeta)$ out. In other words, $\langle y_n \rangle = 1$ as required.

We note finally that fluctuations of $\sum_n \overleftarrow{W}_n(\zeta) \delta(E - E_n)$ about the mean defined above can be treated semiclassically as a sum over real midpoint orbits returning to $\overleftarrow{\Sigma}_R$ [18]. We can combine these sums with our matrix element for y_n to derive semiclassical expressions for the fluctuations of $\sum y_n \delta(E - E_n)$. In doing so we simply reproduce the expression for $f(E)$ as a sum over complex orbits which was found using the trace formula [9]. Though less direct, this derivation has technical advantages because the long orbits can be effectively treated within real dynamics and ambiguities due to the possible intervention of Stokes phenomena etc, normally difficult to control in higher dimensions, disappear.

5 The Case of Resonances

Now we outline how the discussion of the previous sections may be adapted to the calculation of resonant lifetimes in metastable systems. Many of the formal expressions in this case look identical. There are important differences in detail, however, particularly in the boundary conditions placed on the imaginary-period bounce orbit which mediates tunnelling.

To be concrete, we will initially assume a potential with a fairly restricted topography, to be relaxed later. As illustrated in Fig. 6, we assume a single, classically bound potential well, with a barrier leading to a single escape channel. In quantum mechanics, we find approximate states localised within the well. These are associated with poles of the scattering matrix at complex energies

$$E_n = E_n^0 - \frac{i\Gamma_n}{2} \quad (57)$$

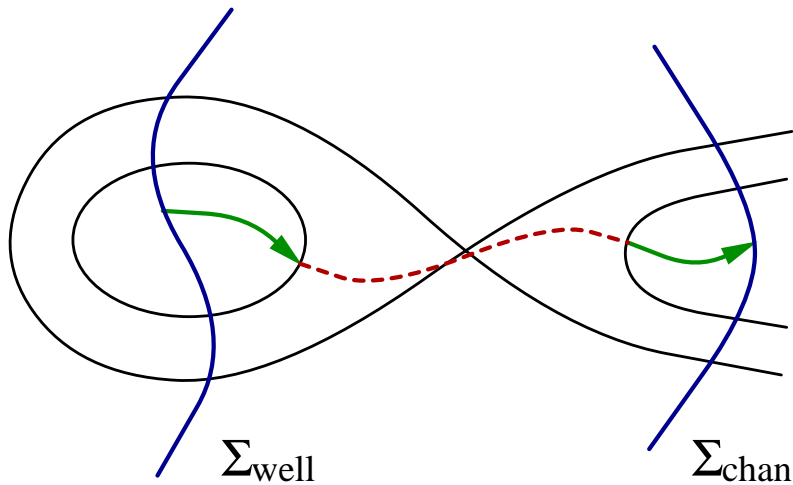


Figure 6: Potential contours of a typical metastable system. The section Σ_{chan} is defined so that, restricting integration to the left of it, the resonant wavefunction is normalised. The resonance width is related to the flux across it. The wavefunction is assumed known on the section Σ_{well} cutting through the well and a semiclassical Green's function is used to propagate out to Σ_{chan} . The orbit shown is appropriate to the retarded Green's function and corresponds to type α .

where Γ_n is the exponentially small resonance width which is the object of discussion in this section. (Note that there will also typically be resonances with very large widths associated with resonance wavefunctions which have negligible amplitude inside the well. Their widths are not mediated by tunnelling so such states do not concern us here.)

Letting $|\psi_n\rangle$ be the metastable state associated with a particular resonance, we formally write the Schrödinger equation,

$$\hat{H}|\psi_n\rangle = E_n^0|\psi_n\rangle - \frac{i\Gamma_n}{2}|\psi_n\rangle. \quad (58)$$

Being a metastable state, $|\psi_n\rangle$ is unnormalised, but it is not difficult to define an operator \hat{P} so that $\hat{P}|\psi_n\rangle$ is both normalised and an approximate eigenstate. Typically, we construct some region A enclosing the well and excluding all but finite portions of any escape channels and let \hat{P} represent multiplication of the wavefunction by its characteristic function. For example, in Fig. 6 we might let A be the region to the left of Σ_{chan} . We will further assume $|\psi_n\rangle$ to be normalised so that $\langle\psi_n|\hat{P}|\psi_n\rangle \approx 1$. Applying \hat{P} to the equation above, taking matrix elements and then subtracting the complex conjugate, we get the following modification of the abstract Herring formula,

$$\Gamma_n = i\langle\psi_n|[\hat{P}, H]|\psi_n\rangle = i\langle\psi_n //_{\Sigma_{\text{chan}}} \psi_n\rangle. \quad (59)$$

Physically, this relates the resonance width to the flux leaving the well.

As before, we use a semiclassical Green's function to extend the wavefunction from the interior of the well across the barrier and into the escape channel, allowing evaluation of Eq. (59) along Σ_{chan} . We assume a section Σ_{well} can be defined in the well such that a single complex trajectory connects it with Σ_{chan} while remaining free of caustics in the region enclosed between them (or at least this should

be so where the dominant contributions to integration arise). In other words, this single trajectory defines semiclassically a Green's function \hat{G} which satisfies Schrödinger's equation in the region where Green's theorem demands it. Such a trajectory will be labelled by α and is illustrated in Fig. 6. Notice that α completely crosses the barrier and has real-time segments before and after the crossing. Thus it looks superficially like the orbit γ of the previous section. The important difference is that, in the typical case where we use the retarded Green's function, the real time evolution of α is along the positive axis before *and* after the crossing.

These real parts will be cancelled when we integrate the Green's function against its hermitean conjugate, following evaluation of the diagonal matrix element in Eq. (59). To see this more explicitly, we note that calculation of the resonance width using the sequence of the previous section leads us to define the following tunnelling operator,

$$\hat{G}_{\text{tun}} = i\hat{G}^\dagger //_{\Sigma_{\text{chan}}} \hat{G}, \quad (60)$$

in terms of which the resonance width is,

$$\Gamma_n = -\langle \psi_n //_{\Sigma_{\text{well}}} \hat{G}_{\text{tun}} //_{\Sigma_{\text{well}}} \psi_n \rangle. \quad (61)$$

The sectional overlap restricts integration to the neighbourhood of Σ_{well} and is defined in obvious analogy with the previous sections. Except for the factor of i , \hat{G}_{tun} looks formally identical to its splitting counterpart defined in Eq. (21). As in that case, the real time evolutions coming from \hat{G} and \hat{G}^\dagger will cancel — following saddle point integration, \hat{G}_{tun} is approximated with a single orbit $\gamma = \beta \circ \alpha$ obtained by concatenating an orbit α of positive real time evolution with an orbit β of negative real time evolution.

Despite its formal similarity with that of the previous sections, it is important to stress that the single orbit γ from which the present \hat{G}_{tun} is constructed has very different boundary conditions imposed upon it. In particular, it crosses the barrier *twice*, beginning and ending on Σ_{well} . It will be obtained by deforming an imaginary time orbit which is periodic, not pseudoperiodic as in the previous section (in any case, there is no longer a symmetry with respect to which pseudoperiodicity could be defined).

Following detailed pursuit of this program, we arrive at the following Poincaré matrix element for Γ_n ,

$$\Gamma_n = \hbar \int_{\Sigma_{\text{well}}} dy \int_{\Sigma_{\text{well}}} dy' \mathcal{G}(y, y', E) \mathcal{E}_n(y, y'), \quad (62)$$

where $\mathcal{E}_n(y, y')$ is defined analogously to Eq. (29). The Poincaré Green's function $\mathcal{G}(y, y', E)$ takes exactly the same form as given in Eq. (32), except that the imaginary action $K(y, y', E)$ is defined by the double-bounce orbit appropriate to resonances as described above. Note that this is in spite of the factor i in Eq. (60), which is compensated by different phases which arise on passing through the barrier on the way to Σ_{chan} , as can be verified in standard one-dimensional WKB.

Having performed the saddle point manipulation leading to $\mathcal{G}(y, y', E)$, the real time segments connecting the outer turning point of imaginary evolution to Σ_{chan} can be dispensed with, and in fact Σ_{chan} disappears from the discussion, just as the intermediate section did in the previous sections. Beforehand, however, the detailed saddle point analysis is more straightforward if Σ_{chan} is chosen to

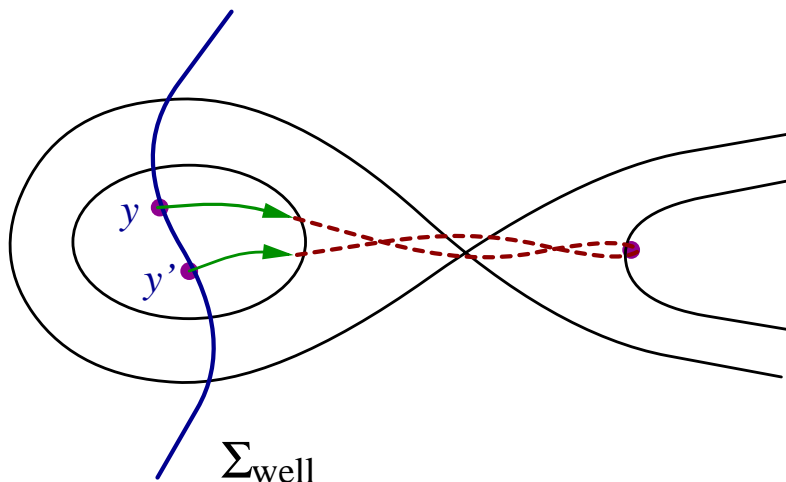


Figure 7: For resonances, the orbit γ takes the path shown. As usual, the arrows show the velocity direction during the real time segments.

the right of the barrier. If it is taken under the barrier as in the previous section, the requirements vplaced on \hat{P} leading to Eq. (59) are still met, but the dominant contribution to the integral along Σ_{chan} is awkwardly hidden behind direct-path contributions which are formally greater but which cancel in a detailed analysis. The best approach is simply to avoid the whole issue by choosing Σ_{chan} as shown.

As with splittings, the natural next step is to expand $K(y, y', E)$ quadratically about the maximum of its real component. This condition is given by a periodic orbit of imaginary period (with real extensions). There are obvious analogs to the matrices W and M defining the quadratic phase expansions in the double well case, and these share the symmetry properties derived from $W^* = W^{-1}$. Finally, we can transform to a phase space representation using the partial Wigner functions as in section 4.

To present the final result, we note that the resonance-width-weighted density of states

$$f(E) = \sum_n \Gamma_n \delta(E - E_n). \quad (63)$$

is approximated in the mean by the term

$$f_0(E) = \frac{1}{2\pi} \frac{e^{-K_0/\hbar}}{\sqrt{(-1)^{d-1} \det(W_0 - I)}}, \quad (64)$$

defined by the bounce orbit, in analogy with Eq. (64). Then the rescaled resonance width

$$y_n = \frac{\rho_0(E_n)}{f_0(E_n)} \Gamma_n, \quad (65)$$

has average value unity and is given by a formula formally identical to Eq. (53).

Finally, we note that it should be obvious how to modify the discussion when different topographies arise. For example, in the case of multiple channels one would simply sum over the different bounce orbits and let the optimal one dominate. (The same applies to the case of symmetric double wells when there are multiple tunnelling routes connecting the wells.)

6 General Structure of the Result

This section consists of two parts. In the first a formal interpretation using transfer operators is developed for the result, and in the second positivity of the splittings is related to hyperbolicity of the symplectic matrix W .

6.1 A formal interpretation using transfer operators

The matrix element we have derived for splittings and resonance widths can be formulated very concisely in terms of the Bogomolny transfer operator and the structures surrounding it [10]. This is defined in terms of the real dynamics within a given well, so let us restrict ourselves to that case initially. For convenience of presentation we will use the notation developed for the case of splittings in symmetric wells — subsequent adaptation to resonance widths in metastable wells will be obvious. Therefore we start with the oriented Poincaré section $\overleftarrow{\Sigma}_R$ and denote the usual first return map by $F : \overleftarrow{\Sigma}_R \rightarrow \overleftarrow{\Sigma}_R$. One supposes now that there is a Hilbert space $\mathcal{H}(\overleftarrow{\Sigma}_R)$ quantising $\overleftarrow{\Sigma}_R$ and then a unitary transfer operator $T : \mathcal{H}(\overleftarrow{\Sigma}_R) \rightarrow \mathcal{H}(\overleftarrow{\Sigma}_R)$ is constructed within semiclassical approximation whose classical limit is the symplectic map $F : \overleftarrow{\Sigma}_R \rightarrow \overleftarrow{\Sigma}_R$. Matrix elements of T are given by a formula like Eq. (32) except that the real orbits and actions defined by F are used. Wavefunctions in $\mathcal{H}(\overleftarrow{\Sigma}_R)$ are related to proper wavefunctions by a two-step process: first the part of the wavefunction corresponding to traversal of the section in the correct sense is extracted, and then the amplitude is modified by the square root of the transverse velocity. This corresponds neatly to the construction of the arrowed wavefunctions in Eq (29). In particular, we will interpret a directed wavefunction ($\overleftarrow{\psi}_R(y)$ for splittings and the obvious analog for resonance widths) as the wavefunction of a particular element $|n\rangle$ of $\mathcal{H}(\overleftarrow{\Sigma}_R)$. Finally, in the transfer operator formalism proper eigenfunctions are related to the existence of eigenfunctions of T with unit eigenvalue — thus we expect $T|n\rangle = |n\rangle$. Note that a precise quantum-mechanical definition of these objects has not yet been given in the completely general case. This need not concern us, however, because we are using them for the purposes of interpretation only and ultimately have well-defined formulas such as Eq. (28) to fall back on.

So far the discussion has been without reference to tunnelling. We assume these structures have been calculated in standard semiclassical approximation within one well, ignoring exponentially small effects. These are now incorporated using the tunnelling Green's function construction of the preceding sections. The Green's function $\mathcal{G}(y, y', E)$ will be interpreted as the semiclassical quantisation of a complex mapping $\mathcal{F} : \overleftarrow{\Sigma}_R \rightarrow \overleftarrow{\Sigma}_R$ which is constructed by using orbits of type γ to map $\overleftarrow{\Sigma}_R$ into itself. To understand the distinction between this map and the usual real first-return map $F : \overleftarrow{\Sigma}_R \rightarrow \overleftarrow{\Sigma}_R$, it is useful to think of a one-dimensional double well. Up to symmetry operations, this has two periods in the complex time-plane; a real one corresponding to oscillation within a well and an imaginary one under which any initial condition is taken to its symmetric partner on the other side of the barrier

(with complex intermediate coordinates even if the initial and final conditions are real). The maps F and \mathcal{F} can then be interpreted as deformations of these periodic motions into multidimensional dynamics. It is interesting to compare their behaviours under conjugation,

$$\begin{aligned} F^* &= F \\ \mathcal{F}^* &= \mathcal{F}^{-1}, \end{aligned} \tag{66}$$

which is what one would expect of real and imaginary time evolutions respectively. Note, however, that F and \mathcal{F} are not equal-time mappings. The bounce orbit γ_0 defines a real fixed point of \mathcal{F} . However, \mathcal{F} is in general a completely complex map — other initial conditions, even if real, are mapped to points with complex coordinates. Thus when we write $\mathcal{F} : \overleftarrow{\Sigma}_R \rightarrow \overleftarrow{\Sigma}_R$, we must interpret $\overleftarrow{\Sigma}_R$ as being a complex manifold. In principle we should expect to be able to extend the definition of \mathcal{F} for initial conditions arbitrarily far from γ_0 by analytic continuation on $\overleftarrow{\Sigma}_R$, though there will presumably be a rather complicated branch-point structure in general. In practice semiclassical approximation requires that we consider \mathcal{F} only in the immediate neighbourhood of γ_0 , which we assume to be free of branch points and singularities.

Just as there is an operator T quantising F , we can construct an operator \mathcal{T} quantising \mathcal{F} — its matrix elements are given by the modified Green's function $\mathcal{G}(y, y', E)$ in Eq. (32). It is not unitary like T but Hermitean. In analogy with Eq. (66) we compare their properties of inversion as follows,

$$\begin{aligned} T^\ddagger &= T \\ \mathcal{T}^\ddagger &= \mathcal{T}^{-1}. \end{aligned} \tag{67}$$

where for any operator we denote with a \ddagger the inverse of its Hermitean conjugate (to see why we choose this as the quantum analog of complex conjugation, consider the operator $\exp[-izH]$ for complex z and Hermitean H and define complex conjugation to be that operation which sends $z \rightarrow z^*$).

We can now formally write the rescaled splitting as,

$$y_n = \frac{\langle n | \mathcal{T} | n \rangle}{\text{Tr } \mathcal{T}}, \tag{68}$$

noting that the Weyl symbol of \mathcal{T} is given in Eq. (45) or, in quadratic phase approximation, by Eq. (51). It should be noted that the state $|n\rangle$ is not normalised conventionally. Formally, it can be defined to be the state for which the Wigner function, defined conventionally according to Eq. (38) with d replaced by $d - 1$ and coordinates restricted to the surface of section degrees of freedom, is,

$$\tilde{W}_n(\zeta) = \rho_0(E_n) \overleftarrow{W}_n(\zeta). \tag{69}$$

In practice, calculation of $|n\rangle$ boils down to Eq. (29), or some version semiclassically equivalent to it, along with appropriate redefinition of the normalisation. Eq. (55) indicates that $|n\rangle$ is normalised so that the average value of this Wigner function is unity or, more generally, such that its coefficients in a generic basis for $\mathcal{H}(\overleftarrow{\Sigma}_R)$ average to one.

While Eq. (68) can be used as it stands, it is considerably easier to implement if a Gaussian approximation is used, as in Eqs. (33) and (53). This amounts to substituting for \mathcal{T} the quantisation of the linear symplectic map W instead of that of the full nonlinear map \mathcal{F} . Before writing this

explicitly, it is useful to be more specific about the structure of W . Define R to be the symplectic transformation which inverts an eigenvector of W if the corresponding eigenvalue is negative and leaves it invariant otherwise. Then R commutes with W and RW is hyperbolic, *i.e.*, has only positive real eigenvalues. We then implicitly define a real positive definite symmetric matrix B through

$$W = Re^{-iJB}, \quad (70)$$

That B defined in this way is symmetric follows from the fact that W is symplectic and that it is real follows from Eq. (35). Positivity comes from more specific dynamical properties of the system and is discussed further in the next subsection. In other words, we consider W to be generated by evolution under the positive quadratic Hamiltonian,

$$h(\zeta) = \frac{1}{2}\zeta^T B\zeta. \quad (71)$$

for the imaginary time $\Delta t = -i$, followed by a reorientation R of certain eigenvectors to allow for negative eigenvalues.

The Gaussian approximation now corresponds simply to the substitution,

$$\mathcal{T}' = \mathcal{U} \exp[-\hat{h}/\hbar]. \quad (72)$$

for \mathcal{T} . In the exponent, \hat{h} is a positive-definite hermitean operator which is quadratic in the operators \hat{y} and \hat{p}_y and whose Weyl symbol is $h(\zeta)$. We will write $\hat{h} = \hat{\zeta}^T B\hat{\zeta}/2$ where $\hat{\zeta}$ is a vector of operators defined in obvious analogy with Eq. (42). \mathcal{U} is a unitary matrix quantising R — its sign is fixed by demanding that its Weyl symbol be positive. Up to normalisation, $g_M(\zeta)$ is the Weyl symbol of this operator, as can be checked explicitly.

We note finally that in two degrees of freedom the spectrum of \mathcal{T}' is the geometrically decaying sequence

$$\text{Spectrum}[\mathcal{T}'] = \left\{ (\pm 1)^k e^{-(k+1/2)\hbar\alpha/\hbar} \right\}_{k \geq 0} = \left\{ |\Lambda|^{-\frac{1}{2}} \Lambda^{-k} \right\}_{k \geq 0}, \quad (73)$$

of powers of the eigenvalue $\Lambda = \pm e^\alpha$ of W which is larger in magnitude, $\alpha = [\det B]^{1/2}$ being the frequency associated with real-time evolution under $h(\zeta)$. In higher dimensions the spectrum of \mathcal{T}' consists of products of such powers of eigenvalues.

6.2 Reflections, inversions and negative splittings

In certain situations, one expects that the y_n 's should systematically be positive. This is certainly the case for resonance widths, for example. There is also often an expectation in the case of symmetric double wells that the even state should be at a lower energy than the odd state, as is the case in one-dimensional wells and in the system illustrated in section 2. It is not always so, however. For example, when the symmetry underlying the splitting is a complete spatial inversion $\sigma : \mathbf{x} \rightarrow -\mathbf{x}$, negative splittings are routinely encountered for excited states, as discussed in appendix C. The following question now arises. When is the matrix element underlying y_n inheherently positive and how can we relate this positivity to structural and dynamical properties of the problem?

The answer is straightforwardly encoded in Eq. (73) and can be summarised by the following statement,

Assertion: *In Gaussian approximation, \mathcal{T}' is a positive definite operator whenever W is hyperbolic, that is, whenever W has only positive eigenvalues. In particular, this is expected to be the case for resonance widths and for splittings in symmetric double wells when the symmetry is reflection in one cartesian coordinate. When W has negative eigenvalues, so does \mathcal{T}' , and we expect both positive and negative values for the y_n 's. This is the case, for example, in a symmetric double well whose symmetry is a complete inversion.*

Hyperbolicity of W is to be expected for a complex orbit crossing a barrier in a potential and computed with respect to a rigidly translated basis (see below). When nonhyperbolicity arises, it is because the coordinate frame with respect to which the final displacement is measured has undergone a reorientation with respect to the rigidly translated basis. In the case of symmetric double wells, such a frame transformation would be induced by the application of σ to map the coordinate system of one section onto its symmetric partner as in the discussion preceding Eq. (27). In the case of metastable wells, there is no such transformation and W is always hyperbolic.

To understand why we expect W to be hyperbolic in the absence of frame rotation, consider the special case of a potential barrier with a symmetry axis, so that γ_0 is quasi-one-dimensional, as in Fig. 1. Then W is the solution of the differential equation,

$$\frac{dW}{d\tau} = -iJ[H'']_{\perp}W, \quad (74)$$

where $[H'']_{\perp}$ is the Hessian matrix of the Hamiltonian in coordinates transverse to γ_0 . We expect the potential, and therefore $[H'']_{\perp}$, to be positive definite underneath the barrier and it then seems clear that the solution of Eq. (74) would be of the form e^{-iJB} , with positive real symmetric B , as in the previous subsection. We claim without proof that this is the case and that it also holds in the more general case when γ_0 is not on a symmetry axis.

It should be acknowledged that, while positivity of \mathcal{T}' is certainly a necessary condition for the positivity of the y_n 's it cannot yet be taken as sufficient. It will be seen in explicit implementation in the next section that it is often the case that there is significant cancellation in the matrix element, leaving a very small result, and corrections could in principle tip the balance and result in negative splittings. We do not believe this to be the case in practice, but have not rigorously proved otherwise.

It is interesting to note how positivity arises in the Wigner-Weyl formalism of section 4 — irrespective of the hyperbolicity of W , the splitting is given by the overlap of a positive Gaussian $g_M(\zeta)$ with the Poincaré-Wigner function, and at first sight it is not obvious why and when this overlap would be negative. In broad terms, the solution is as follows. If $g_M(\zeta)$ is sufficiently narrow (or equivalently if M is sufficiently large) then one can see that it might be supported in a region where the Wigner function is negative and a negative overlap might emerge. On the other hand, if $g_M(\zeta)$ is very broad (so M is very small), we might expect the overlap to wash out any negative regions and only positive overlaps to emerge. Unsurprisingly, the smallness or largeness of M is linked to the hyperbolicity of W .

To simplify the discussion, let us restrict ourselves to $d = 2$. We can then give a very precise

criterion for M in order that the overlap be positive. This is summarised by the following statement,

Assertion: *The overlap of $g_M(\zeta)$ with an arbitrary Wigner function is always positive precisely when $\det M < 1$, in which case $g_M(\zeta)$ is the Weyl symbol of a positive definite operator of the form $\exp[-\hat{\zeta}^T B \hat{\zeta}/2\hbar]$. In the limiting case $\det M = 1$, $g_M(\zeta)$ is the Weyl symbol of a pure state and, when $\det M > 1$, it is the Weyl symbol of an operator of the form $\mathcal{U} \exp[-\hat{\zeta}^T B \hat{\zeta}/2\hbar]$ where \mathcal{U} is a unitary operator quantising the inversion $R = -I$.*

The first part of this statement comes simply from calculating the Weyl symbol of $\exp[-\hat{\zeta}^T B \hat{\zeta}/2\hbar]$, which is proportional to,

$$\exp \left[-\tanh(\alpha/2) \frac{\zeta^T B \zeta}{\hbar \alpha} \right], \quad (75)$$

where $\alpha^2 = \det B$, and equating its exponent with that of $g_M(\zeta)$. A solution can be found precisely when $\det M < 1$ (note that $\det [\tanh(\alpha/2)B/\alpha] = \tanh^2(\alpha/2) < 1$). The marginal case $\det M = 1$ is not directly relevant to tunnelling calculations, but was included for completeness — it would correspond to the limit $\Lambda \rightarrow \infty$. The case $\det M > 1$ is easily seen to correspond to the insertion of an inverse hyperbolic matrix W in Eq. 49. Note that replacing W with $-W$ in that equation leads to the following replacement for M ,

$$W \longrightarrow W' = -W \quad \Rightarrow \quad M \longrightarrow M' = J^T M^{-1} J. \quad (76)$$

In particular, $\det M' = 1/\det M$, so $\det M > 1$ corresponds to an inverse hyperbolic matrix as claimed. It can also be verified by explicit calculation that if $g_M(\zeta)$ is the Weyl symbol of $\exp[-\hat{\zeta}^T B \hat{\zeta}/2\hbar]$, then $g_{M'}(\zeta)$ is the Weyl symbol of $\mathcal{U} \exp[-\hat{\zeta}^T B \hat{\zeta}/2\hbar]$. In other words, $g_{M'}(\zeta)$ is the Moyal product of $g_M(\zeta)$ with the Weyl symbol of \mathcal{U} .

Finally, we note that in the case $d = 2$, there are two possible symmetries for a double well. Reflection through an axis defines a hyperbolic W and positive splittings, whereas inversion through a point defines an inverse hyperbolic W and produces a mixture of positive and negative splittings (appendix C).

7 An Explicit Implementation

To test the results, we will work with the potential defined in Eq. (1) of section 2, and illustrated in Fig. 1. Classical motion is constrained to one or other of the wells for energies in the range $0 < E < 1$ and we expect nearly degenerate doublets in the quantum spectrum. This is a convenient choice for the numerical calculation of quantum spectra since the potential is polynomial in x and y and the Hamiltonian is then banded in a basis of harmonic oscillator eigenstates, allowing large bases and therefore accurate diagonalisation. In addition, the classical dynamics is largely chaotic over a wide range of energies.

In a previous publication [9], we discussed tunnelling rates in this potential for the case $\mu = 0$. This choice has the disadvantage that the potential does not have a generic behaviour at the top of the barrier; instead of a saddle point, one finds a degenerate ridge separating the two wells. This leads to nongeneric behaviour of tunnelling rates for states just below this critical energy. A corrective

analysis is certainly possible but would be specific to that case and not particularly interesting in its own right. We therefore prefer to avoid this situation by choosing $\mu > 0$. On the other hand, large values of μ induce large regular regions in phase space and so we limit ourselves to values of μ that are relatively small, specifically $\mu = 1/10$.

The classical motion is then predominantly chaotic as long as the energy is not too small (typically, $E > 0.3$). A typical Poincaré plot is shown in Fig. 8, for $E = 0.7$. The section is defined by plotting y and p_y whenever $x = 1$ and $p_x < 0$. The real periodic orbit which connects with the bounce orbit intersects this Poincaré section at the origin. Although some small regular islands are present, they are hardly visible and the dynamics is dominantly chaotic. It is an important feature because we can then expect the wavefunctions to be ergodically spread throughout the space so that they can “access” the central tunnelling route γ discussed above. For nonchaotic systems, wavefunctions are typically strongly localised in phase space and the previous analysis would be relevant only to a subset of the states, assuming the real extension to the bounce orbit to be unstable. If it is stable, the region around it supports eigenstates whose energies and splittings can be extracted semiclassically [9] without any reference to the wavefunction at all. The presence of chaos will also be important to justify various arguments necessary in a statistical analysis of the splittings [20].

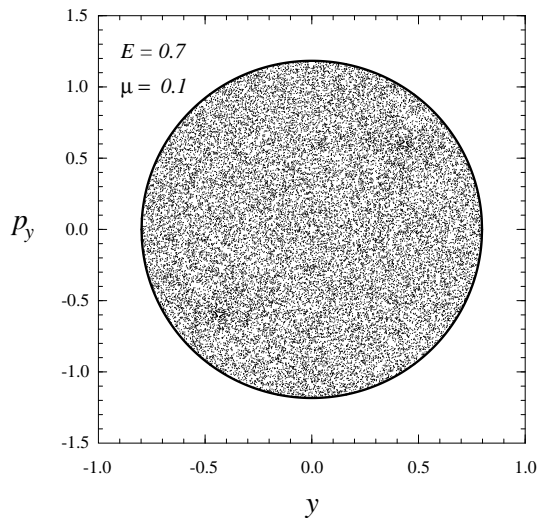


Figure 8: Classical dynamics is illustrated in the form of the $x = 1$, $p_x < 0$ Poincaré section for $E = 0.7$ and $\mu = 0.1$, which is the case used for numerical calculation. The section is almost completely chaotic, with no visible islands.

In order both to invoke this formalism and to test it, we need to diagonalise the quantum problem numerically. On the quantum-mechanical level, there is an additional parameter which appears, namely Planck’s constant. The classical mechanics is independent of \hbar while it does depend on the choice of energy. For this reason, the analysis is much cleaner if we hold the energy fixed at E and find those values of \hbar for which it is an eigenvalue — *i.e.* perform a numerical quantisation of \hbar . This can be done by considering Schrödinger’s equation to be a generalised eigenvalue equation for \hbar . Defining

the momentum squared operator $\hat{p}^2/2 = \hbar^2 \hat{T}$, we have

$$(E - \hat{V})|\psi_n\rangle = \hbar^2 \hat{T}|\psi_n\rangle \quad (77)$$

This is readily solved in a two-dimensional harmonic oscillator basis using standard numerical routines which make use of the fact that \hat{T} is a positive-definite operator. In what follows we will analyse the spectrum of the reciprocal quantity

$$q = \frac{1}{\hbar}. \quad (78)$$

The even and odd spectra are very close but there are small tunnelling splittings Δq_n between the respective states, just as for the energies.

The only remaining issue is that the theory developed was for splittings in energy so we would like to convert our q -splittings into energy splittings. This can be done using first order perturbation theory. Each doublet consists of one state which is even with respect to reflections in x and another which is odd; the even state always being observed to have the lower energy. The same property holds as a function of q ; the even states have slightly smaller values than the odd states. This can be understood if we think of each state corresponding to a parametric curve in $E - q$ space. The doublets are then pairs of very closely spaced curves in this space. Because \hat{T} is a positive-definite operator, a first order perturbation calculation shows that $\partial E/\partial q < 0$. From this it follows that if the even state of each doublet has a smaller value of energy at fixed q , then it also has a smaller value of q at fixed energy. First order perturbation theory then gives

$$\Delta E_n = \frac{2}{q_n^3} \langle \psi_n | \hat{T} | \psi_n \rangle \Delta q_n. \quad (79)$$

The matrix element is readily calculated, since the wavefunction ψ_n is known and so, given the q splitting, we can readily determine the energy splitting. Any approximation for ψ_n that is more accurate than semiclassical error is acceptable. In practice this would mean performing a numerical calculation with a basis confined to one well. The relation (79) is valid only to leading order in Δq_n , however this level of approximation is consistent with earlier arguments.

We have tested the formalism in describing the splittings for the choice $E = 0.7$, $\mu = 0.1$ and even y -parity. We have also worked predominantly with the surface of section defined by $p_x < 0$ and $x = 1$, though some results will also be presented for the choice $x = 1/2$ (these sections are respectively referred to as Σ_a and Σ_b). For the former choice we have that the real time of evolution for the orbit γ_0 is $t_0 = 0.93$ while the imaginary time (*i.e.* for the bounce orbit) is $-i\tau_0 = -1.23i$. Therefore, we start at $\Sigma_R = \Sigma_a$ with $y = p_y = 0$, $x = 1$ and p_x given by energy conservation (with $p_x < 0$). We integrate these initial conditions for a time t_0 , which brings us to the barrier. Following this we integrate for a time $-i\tau_0$, which carries us across to the left-hand well. Finally, we integrate for a time $-t_0$, bringing us to Σ_L , with the final velocity pointing once again towards the barrier. The resulting point is at $y = p_y = 0$ and $x = -1$ and $p_x > 0$, which is the mirror image in phase space of the initial point. While doing these integrations, we also keep track of the complex monodromy matrix W . We then construct the matrix M as given by Eq. (49) and thereby construct the Gaussian function on the Poincaré surface defined in Eq. (51).

As a final step, we evaluate the partial Wigner function Eq. (41) of the wavefunction ψ_n . This can be done efficiently by expressing the state in a position representation, using the expression (29)

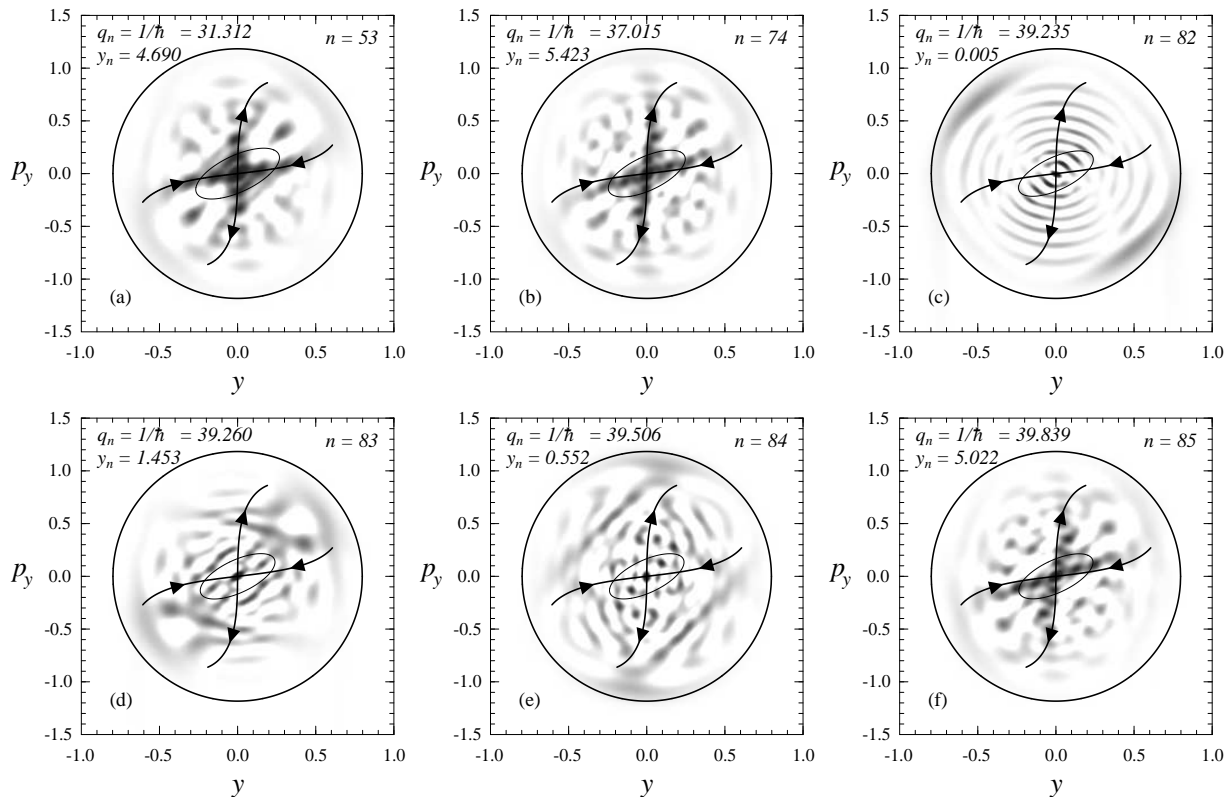


Figure 9: Some explicit examples of Poincaré-Wigner functions, obtained by quantising \hbar for the parameter values illustrated in the classical surface of section of Fig. 8 (negative values are represented by white space). Cases (a), (b) and (f) have exceptionally large splittings and correspond to states scarred by the periodic orbit at the center. Their Wigner functions are concentrated along its stable and unstable manifolds, shown as the heavy curves emerging from the origin. State (c) has an exceptionally small splitting, and (d) and (e) are “typical”. Also shown in each case is the ellipse along which the Gaussian $g_M(\zeta)$ has fallen by a factor $e^{-1/2}$ — its area is $\pi\hbar/2[\det M]^{1/2} \approx 5\hbar$. This elliptic structure is defined by the complex monodromy matrix W and is distinct from the hyperbolic structure of the invariant manifolds associated with the real matrix S which linearises dynamics about the center. This structural dichotomy emerges even though the eigenvalues of both matrices are on the real axis.

to determine the semiclassical wavefunction defined on the section and then performing a fast fourier transform to get the phase space representation. Since the Weyl transform of the Green function above was calculated using the central Gaussian approximation, we do the analogous thing for the wavefunction by taking the velocity factors appearing in (41) to be independent of y and y' and simply equal to the values for the central bounce orbit. A few cases are shown in Fig. 9 where it is shown that states with relatively large splittings are strongly scarred while the other states are not. In fact, for the most strongly scarred states, one can even observe amplitude extending out along the stable and unstable manifolds of the orbit. This supports the statement that the quantity y_n and the phase space integral leading to it represent a quantification of the extent of scarring.

We then integrate this function with the Gaussian function as prescribed in Eq. (53). One final complication is that the symmetry in y necessitates some additional analysis. In particular, states

even in y typically have larger splittings than states odd in y simply because they have more amplitude on the tunnelling path. This property is handled automatically in the first equation of Eq. (53) since the factor $\overleftarrow{\mathcal{W}}_n(\zeta)$ will typically be larger for the even states than for the odd. Therefore in evaluating the raw splittings ΔE_n , we use the same prefactor f_0 for both symmetry classes; the one described in section 2. However, we will want to normalise by different amounts for the two classes to get y_n values which separately average to unity and so we need to use parity-specific forms for f_0 and ρ_0 . Specifically, we use the relation $y_n = \rho_0^\pm(E_n)\Delta E_n/f_0^\pm(E_n)$ to get the normalised splittings, where the \pm refers to the y parity and the means for determining these functions is given in appendix A. In this way, we finish with normalised splittings which average to unity for both symmetry classes even though the average splittings before normalisation are different.

Again, we stress that this only makes use of the wavefunction in the classically allowed region and is not a particularly demanding numerical task.

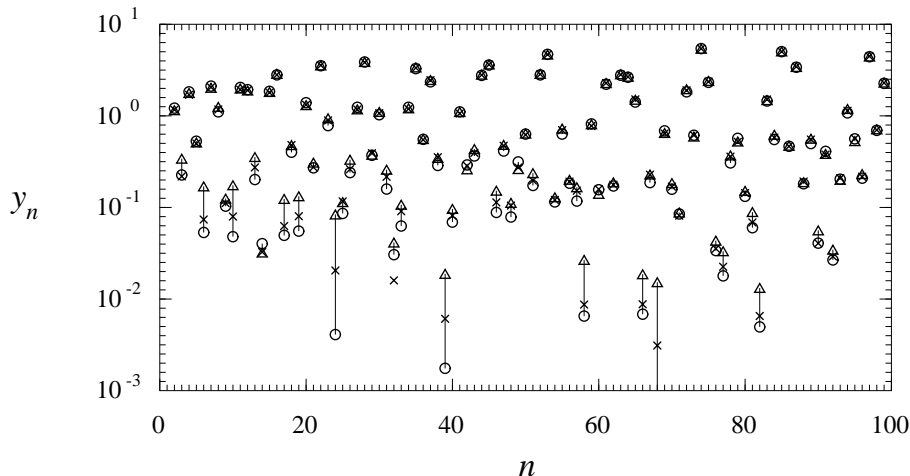


Figure 10: Some explicit numerical results, calculated in the Poincaré section $\Sigma_R = \Sigma_a$ defined by $x = 1$. The horizontal axis is just an index labelling the states and the vertical axis shows the rescaled splittings on a logarithmic scale. The exact quantum results are shown as circles. There are two separate semiclassical calculations, represented by triangles and crosses. The triangles represent the simplest calculation using the Gaussian approximation — these are joined by lines to the quantum results so as to guide the eye. Agreement is generally good, except for very small splittings, which tend to be overestimated by the approximation, though the situation improves somewhat with increasing quantum number. These smaller splittings are often better estimated by the second semiclassical approximation, represented by the crosses, in which the exact action and amplitude of the complex orbit is used. This is the noncentral analysis referred to in the text.

In Fig. 10 we show the results of this procedure (triangles), for the first 100 states even in y , and make a comparison to results of a completely quantum-mechanical diagonalisation (circles). The agreement is rather impressive, especially for the large splittings. For the bulk of the states, those with rescaled splittings of order unity or greater, the agreement is typically within a few percent. It should be remarked that the agreement does improve systematically as one climbs higher in the spectrum.

The states with small splittings are anti-scarred — having suppressed amplitude along the central

periodic orbit. This is problematic since our Gaussian approximations assume that it is the central region which dominates the integral. While certainly true for the bulk of the states, it may not be true for the handful of anti-scarred ones. To test this, we went beyond the Gaussian approximation. Specifically, we numerically found the complex orbit connecting each pair of points (x', y') and (x, y) in the two wells. Each such orbit has an action, a stability matrix and initial and final x velocity. We fed this information directly into Eqs. (29) and (32). From those, we could then determine the corresponding Weyl and Wigner functions using Eqs. (40) and (41). These are still real functions due to the hermiticity properties satisfied by \mathcal{E} and \mathcal{G} . We then used Eq. (43) to determine the splittings. The results of this analysis are represented by the crosses in Fig. 10. The agreement is dramatically improved for those states with small y values — as expected. It is also generally improved throughout the spectrum, except for the very first few states. It should be stressed that these are still only approximate since there are still semiclassical approximations being made in the analysis. Note that, this procedure is far more difficult than just using the central approximation since thousands of complex orbits must be found rather than just the one trivial central orbit. A compromise which seemed to improve the results significantly while still requiring relatively little work was to expand \dot{x} and \dot{x}' as quadratic forms in y and y' about the central orbit and using these expressions in Eq.(29). However, for the sake of brevity we do not include these numbers. It should be mentioned that in the semiclassical limit $\hbar \rightarrow 0$, we expect that only a vanishing fraction of the states will be so anti-scarred as to require this non-central analysis.

In Table 1, we give a more detailed comparison of results for some selected states — the first five and a second sequence of five higher in the spectrum. A comparison is made between quantum calculation and of our matrix element evaluated in two distinct sections, Σ_a and Σ_b as well as with using the non-central analysis discussed in the preceding paragraph (for the section Σ_a). Note that the results from Σ_a and Σ_b are different, but consistent within the level of approximation achieved while those from the non-central analysis improve significantly the small y values. On the whole, results from Σ_a or Σ_b seem more or less equivalent. However, we have noticed that the smallest splittings tend to be better reproduced by the Σ_b -calculation.

A possible explanation is that semiclassical errors increase with increasing real time propagation at either end of the barrier crossing. This suggests that it might be advantageous to perform our Gaussian overlap of the wavefunction as close as possible to the turning point. As we have discussed, the derivation we have outlined is problematic in this limit. However, we expect that the final result, being formally canonically invariant, should be equally valid as long as a consistent generalisation of the Poincaré-Wigner function is employed. If calculation is then done in a Poincaré section that remains well-defined at the turning point, we expect the main formula to remain valid. The main ingredient in such a procedure is to perform a symplectic rotation of the quantities entering main result — since the Wigner-Weyl calculus is covariant under symplectic rotation this is certainly possible, though we have not implemented it in detail.

We have verified that the formalism works for other choices of energy, parameter values and y parity, although, for sake of space, we do not present the corresponding results.

Finally, we stress that while a very precise quantum mechanical calculation has been possible for the potential in Eq. (1), this in large part due to its polynomial nature and is not at all a straightforward

n	q_n	y_n [QM]	y_n [Σ_a]	y_n [Σ_b]	y_n [NC]
1	2.361	0.5475	0.4628	0.3801	0.4408
2	5.067	1.2132	1.1521	1.1238	1.1276
3	5.924	0.2267	0.3407	0.2315	0.1437
4	7.896	1.8310	1.7773	1.8864	1.6533
5	8.442	0.5282	0.5122	0.5940	0.4227
81	38.795	0.0601	0.0891	0.0742	0.0653
82	39.235	0.0050	0.0132	0.0055	0.0048
83	39.260	1.4533	1.4842	1.6126	1.4004
84	39.506	0.5517	0.6219	0.5964	0.5484
85	39.839	5.0215	5.0546	5.1767	4.9092

Table 1: A detailed comparison of rescaled splittings for the first five doublets, and for another sequence of five higher in the spectrum. The third column gives results of an exact quantum mechanical diagonalisation. Semiclassical approximations were constructed using Poincaré sections at $x = 1$ (Σ_a) and $x = 1/2$ (Σ_b), results of which are respectively shown in the fourth and fifth columns. The final column shows the results using Σ_a but with the non-central analysis. Clearly there is no formal reason to expect agreement for the lowest states, and the comparison of the first five should be regarded as a case of experimentation rather than verification.

task in general. In other potentials, for which equivalently large bases are not feasible, it may well be impossible to calculate energy levels to the precision necessary to determine level splittings when these are very small. On the contrary, implementation of the matrix element formula will hardly be different in terms of difficulty. It is for such systems that the formula will be of greatest help as a numerical method.

Although we have not yet tested the formalism for the case of resonances in a metastable well, this is something we intend to do in the near future.

8 Conclusion

We have shown that an energy-level splitting or a resonance width can be effectively calculated as a matrix element of an explicitly-constructed tunnelling operator, defined on the quantisation of a Poincaré section and having a Gaussian kernel. This tunnelling operator is completely determined by the action of an imaginary-time “bounce orbit” and a linearisation of dynamics around it. Besides providing a relatively painless numerical algorithm for calculating splittings (otherwise a delicate task numerically), we hope that the formal simplicity of the result will be useful in theoretical analysis, especially statistical [20].

Even though the bounce orbit crossing the barrier is complex, it defines a completely real orbit in each well, sharing a turning point with each of them in the case of time-reversal symmetry. The matrix element measures the weight of the wavefunction about these real extensions — the complex nature of the crossing enters only in the definition of the Gaussian kernel, which is constructed using the complex monodromy matrix W of the bounce orbit. Though complex, W defines a real positive-

definite quadratic “Hamiltonian” $h(y, p_y)$ defined on a Poincaré section, associated with which is an elliptic structure centered on the real orbit. The behaviour of a Poincaré-section Wigner function, within an area of $O(\hbar^{d-1})$ defined by these elliptic domains, suffices to determine the splittings (except for the strongly anti-scarred ones for which a non-central analysis seems necessary). In particular, in the common case where the real extension is periodic, we have a simple interpretation of the tunnelling rate as a scarring weight. We stress that computation of the classical data entering in this formula is of the same degree of simplicity for all systems or parameter values, while a completely quantum calculation of the splitting can easily become impractical if the splitting is extremely small or efficient diagonalisation methods are unavailable.

Acknowledgements

We would like to thank Eugene Bogomolny, Oriol Bohigas, Dominique Delande, David Goodings, Jim Morehead, Steve Tomsovic, André Voros and Michael Wilkinson for useful discussions. N.D.W. acknowledges support from the Natural Sciences and Engineering Research Council of Canada.

A Symmetry Decomposition

The example we choose to study has an additional reflection symmetry in the y direction as well as the reflection symmetry in x which is responsible for the presence of a double well. To evaluate the quantities y_n we need to normalise by appropriately symmetrised functions $\rho_0^\pm(E)$ and $f_0^\pm(E_n)$ as discussed in section 7. In this appendix we explain how this is done.

A.1 Thomas-Fermi calculation

We will first work with the integrated densities of states which can then be differentiated with respect to either energy or q to obtain the corresponding densities. In fact, we need the densities corresponding to a given value of the y parity, $\pi_y = \pm 1$. The problem of symmetry decomposition of the smooth density of states has been discussed in various papers both for potential systems [21] and billiards [22]. Our case is rather simple since it is a simple parity group and the result is,

$$N_0^\pm(E, q) = \frac{1}{2} (N_I(E, q) \pm N_R(E, q)), \quad (80)$$

where $N_I(E, q)$ and $N_R(E, q)$ correspond to the group elements of identity and reflection through the x axis. (The reflection operator through the y axis (*i.e.* $\pi_x = \pm 1$) plays no role in this calculation since the axis lies outside of the classically allowed domain.)

To leading order in q ,

$$N_I(E) = \frac{q^2}{4\pi^2} \int dz \Theta(E - H(z)) \quad (81)$$

where z collectively represents the phase space coordinates (x, y, p_x, p_y) . The integral is greatly facilitated by remarking that the potential (1) is quadratic in y . Energy conservation then gives

$$E - U(x) = \frac{p_x^2}{2} + \frac{p_y^2}{2} + (\lambda x^2 + \mu)y^2, \quad (82)$$

where $U(x) = (x^2 - 1)^4$. This is just the equation for an ellipsoid with semiaxes (a, a, b) where $a = \sqrt{2(E - U(x))}$ and $b = a/\sqrt{2(\lambda x^2 + \mu)}$; its volume is then $4\pi a^2 b/3$. Therefore in (81) we have only to numerically evaluate the x integral,

$$N_I(E) = \frac{2q^2}{3\pi} \int_{x_-}^{x_+} dx \sqrt{\frac{(E - U(x))^3}{\lambda x^2 + \mu}}, \quad (83)$$

where $x_{\pm} = \sqrt{1 \pm E^{1/4}}$. The reflection operator contributes an amount [21]

$$\begin{aligned} N_R(E) &= \frac{q}{4\pi} \int dx dp_x \Theta(E - (p_x^2/2 + U(x))) \\ &= \frac{q}{2\pi} \int_{x_-}^{x_+} dx \sqrt{2(E - U(x))}. \end{aligned} \quad (84)$$

To determine the densities of states in E or in q , we differentiate (80) with respect to the appropriate variable. This simple exercise is left to the reader, resulting in quadrature which are readily evaluated numerically. It is clear that this only applies for energies below the barrier. Also, we have only considered the right well, obviously there is an identical contribution from the left well. However, strictly speaking, we are usually interested in the density of doublets and not the density of states. There are half as many doublets as states which compensates for the factor of two from not including the left well. Finally, these expressions are asymptotic series in $\hbar^2 = 1/q^2$ which we have truncated at the first term. The first correction to $N_I(E)$ is a constant which is typically small for potentials and furthermore has no effect on the density of states at finite energy and q .

A.2 Stability factor calculation

The function $f_0(E)$ defined in Eq. (3) comes from considering just the pure bounce orbit. In the presence of a reflection symmetry in y , this orbit lies on the symmetry axis and its amplitudes decomposes between the even and odd states in a specific way [23]. We start by defining the larger eigenvalue of W_0 appearing in Eq. (3) by Λ . Then we can write the stability factor (with $d = 2$) as

$$\begin{aligned} \frac{1}{\sqrt{-\det(W_0 - I)}} &= \frac{\Lambda^{1/2}}{\Lambda - 1} \\ &= \frac{\Lambda^{3/2}}{\Lambda^2 - 1} + \frac{\Lambda^{1/2}}{\Lambda^2 - 1}. \end{aligned} \quad (85)$$

The first equation comes trivially from the determinant while the second comes from expanding out the factor of $1/(\Lambda - 1)$ as a geometric series in $1/\Lambda$, separately collecting the even and odd powers and then resumming the two series. In any event, it is trivial to see that the second line equals the first regardless of how it was derived.

We now follow reference [23] and identify the first term as giving the contribution to the even states and the second term as giving the contribution to the odd states. The exponential factor in Eq. (3) remains the same and so we identify

$$\begin{aligned} f_0^+(E) &= \frac{1}{\pi} \frac{\Lambda^{3/2}}{\Lambda^2 - 1} e^{-K_0/\hbar} \\ f_0^-(E) &= \frac{1}{\pi} \frac{\Lambda^{1/2}}{\Lambda^2 - 1} e^{-K_0/\hbar}. \end{aligned} \quad (86)$$

We observe that the even splittings are, on average, larger by a factor of Λ .

B Thomas-Fermi for Poincaré-Wigner functions

In this appendix we outline how to derive the microcanonical background of the Poincaré-Wigner functions [Eq. (55)] from that of the standard Wigner functions [Eq. (54)], which we assume to be known [14].

The main ingredient is the following transformation rule between ordinary Wigner functions and partial Wigner functions,

$$\mathcal{W}_\psi(x, x', y, p_y) = (2\pi\hbar)^d \int dp_x e^{-ip_x(x-x')/\hbar} W_\psi((x+x')/2, y, p_x, p_y), \quad (87)$$

straightforwardly deduced from their definitions in Eqs. (39) and (40). In particular, if we restrict x and x' to a section Σ defined by $x = x_0$ and transform Eq. (54), we get,

$$\begin{aligned} \left\langle \sum_n \mathcal{W}_n(x_0, x_0, y, p_y) \delta(E - E_n) \right\rangle &= \int dp_x \delta(H(x_0, y, p_x, p_y) - E) \\ &= \sum \left| \frac{\partial H}{\partial p_x} \right|^{-1} = \sum \frac{1}{|\dot{x}|}, \end{aligned} \quad (88)$$

where the sum is over all phase space points on the section Σ , $H = E$ with coordinates (y, p_y) . Note that this includes trajectories crossing Σ in both senses.

This is not yet the result we need, because we have used the raw wavefunctions instead of the renormalised versions in Eq. (30) to define the partial Wigner functions. The transformations defined in Eq. (29) are satisfactory for the purposes of computing splittings because they conform intuitively to the restriction and rescaling inherent in the Bogomolny transfer operator [10] in the immediate neighbourhood of the trajectory γ_0 . They came naturally from Green's identity, but we do not claim that they represent a clean, global definition of Poincaré wavefunction (which should be made without reference to a Green's function for example). Since we are not going to offer such a definition, it is not worthwhile entering into a technically detailed discussion of the effects of our particular rescaling, and instead we will argue intuitively.

If we were to expand the wavefunctions in a basis of states with a well-defined semiclassical interpretation (as WKB expressions using Lagrangian manifolds for example), the Bogomolny rescaling is semiclassically well-defined — project out the components of the basis states corresponding to crossing of Σ in a particular sense, and rescale the amplitudes by a square root of the transverse velocity. The effect on the partial Wigner functions would be to restrict them to oriented Poincaré sections and then to multiply by the transverse velocity. As a result, we adjust Eq. (88) by restricting the sum to traversals of Σ in a fixed sense and multiplying each contribution by v_x . We assume that (y, p_y) provide a single-valued parametrisation of the oriented Poincaré section. Then, for each (y, p_y) , the microcanonical estimate is 1 if (y, p_y) is in the energetically allowed region of the plane and is zero otherwise. This is the content of Eq. (55).

To summarise, we have argued that a coherent, global definition of Poincaré-Wigner functions *should* have a microcanonical background given by Eq. (55). We state without proof that our particular

definition, as implied by Eq. (29), satisfies this criterion near the intersection of γ_0 with $\vec{\Sigma}_L$ (which is the only place it is needed to calculate tunnelling). Global properties, such as the nature of the transition from 1 to 0 at the edge of the allowed region, are usefully defined only following a more invariant definition, which is not offered.

C Inversion Symmetry

As discussed in section 6, positivity of splittings in a double well depends on the kind of symmetry underlying them. In two dimensions, for example, reflection-symmetric potentials $V(-x, y) = V(x, y)$ are responsible for positive splittings whereas inversion-symmetric potentials $V(-x, -y) = V(x, y)$ produce both positive and negative splittings. It turns out that we can see this dichotomy very simply in the example considered in Section 7, which has both symmetries at once. It is instructive, as we do in this appendix, to investigate how the formalism depends on which symmetry we use.

In Section 7 that problem was treated as if the symmetry was reflection in x . As predicted in theory, all splittings were then found to be positive. Had we instead defined σ to be inversion, however, we would have found negative splittings as a result of the following simple observation. A state that is called “even” with respect to reflection symmetry can be odd with respect to inversion, and vice versa for an “odd” state. In such cases, a splitting will change sign and become negative if we replace reflection by inversion as the relevant symmetry.

To see in detail how this emerges, consider the table 2. This shows the four classes of states, defined by how they transform under the various symmetries. For reflection, we define the splittings to be the differences between the energies of class 2 and those of class 1 or between the energies of class 4 and those of class 3, since in each case this is the odd energy minus the even energy where odd/even is defined relative to the σ_x operation. If instead we define the splittings relative to $\sigma_x\sigma_y$, then the table tells us that we should continue to use the differences between classes 2 and 1 but should now take the differences between the energies of class 3 and those of class 4. In other words, what we were previously referring to as the odd y parity doublets are now responsible for negative splittings.

	I	σ_x	σ_y	$\sigma_x\sigma_y$
1	+	+	+	+
2	+	-	+	-
3	+	+	-	-
4	+	-	-	+

Table 2: The four classes of state and how they transform under the various symmetries.

In the calculation described in the text, this is evident if we look, for example, at Eq. (24), but having defined $\psi_L(x, y) = \psi_R(-x, -y)$ rather than $\psi_L(x, y) = \psi_R(-x, y)$. Since the states have definite y parity, this implies that there is simply an overall minus sign for the odd parity states and no such sign for the even parity states. How does this sign manifest itself in the final results, such as Eq. (53)

or Eq. (68)? The answer is essentially that when we switch from σ_x to $\sigma_x\sigma_y$ as the symmetry, we should change the sign of W , to account for a reorientation of axes, and the positive-definite Gaussian $g_M(\zeta)$ is replaced by a nondefinite one, $g_{M'}(\zeta)$. Recall that the frame in which W is calculated is defined on $\vec{\Sigma}_L$ to be the symmetric image of that on $\vec{\Sigma}_R$, and has opposite orientation according to whether we define $\sigma = \sigma_x$ or $\sigma = \sigma_x\sigma_y$.

An added complication, which has already been alluded to, is that the the matrix W_0 defining the function $f_0(E)$ similarly changes sign. This makes perfect sense. Since some of the splittings are now taken to be negative, we expect the average splitting value to be less than before. Specifically, the fact that the coordinate y has changed sign implies that Eq. (3) becomes [24]

$$f_0(E) = \frac{1}{\pi} \frac{e^{-K_0/\hbar}}{\sqrt{\det(W_0 + I)}} \quad (89)$$

$$= \frac{1}{\pi} e^{-K_0/\hbar} \left(\frac{\Lambda^{3/2}}{\Lambda^2 - 1} - \frac{\Lambda^{1/2}}{\Lambda^2 - 1} \right), \quad (90)$$

where W_0 is the monodromy matrix when the symmetry is σ_x and Λ its larger eigenvalue. The second line follows from expanding out the determinant assuming $d = 2$ along the lines discussed around Eq. (85). The two terms in brackets have the interpretation of being the even and odd y parity contributions but now being subtracted rather than added, just as we expect.

Note that this change in f_0 does not affect the magnitude of the raw splittings obtained from Eq. (52). The modified value of f_0 is compensated by the modified matrix M so that the splittings are the same with the exception that some of them are negative. However, the normalised splittings are changed. This is clear. If they should average to unity but some of them are now negative, then they must all be rescaled to make this work out. This is implicit in Eq. (53) where the modified matrix M entering the factor g_M is not compensated by the prefactor as in (52).

Throughout this discussion, we have been comparing to the the picture in which we used x reflection to define the splittings. However, we may not always have this choice. For example we could add a small term to the potential such as ϵxy which preserves the inversion symmetry but breaks the reflection symmetry. If ϵ is small enough then we do not expect the splittings to change very much. Negative ones will mostly stay negative. So the possibility of negative splittings is generic and not some pathology unique to this problem. Another more interesting interaction which would maintain the inversion symmetry while breaking the reflection symmetry would be to add a uniform magnetic field. It is really that possibility which motivates this appendix.

Also, this discussion has been specific to two dimensions. One could imagine in higher dimensions that the symmetry involves reflecting some of the coordinates on the section Σ_L but not all of them. Then the discussion at the beginning of the appendix still applies if we change the sign of those variables which are reflected and keep the sign of those which are not. It is too tedious to work through all possibilities in a unified manner and we refrain from doing so here.

References

[*] Unité de recherche des Universités de Paris XI et Paris VI associée au CNRS.

- [1] For an elementary review see, M. V. Berry and K. E. Mount, Rep. Prog. Phys. **35**, 315 (1972): for more recent developments, see A. Voros, *Quasiclassical Methods*, J. Rauch and B. Simon Eds., The IMA Volumes in Mathematics and its Applications **95**, 189 (1997); E. Delabère, H. Dillinger and F. Pham, J. Math. Phys. **38**, 6127 (1997); E. Delabaere and F. Pham Ann. Phys. **261**, 180 (1997) and references therein.
- [2] A. Auerbach and S. Kivelson, Nucl. Phys. B **257**, 799 (1985).
- [3] M. Wilkinson and J. H. Hannay, Physica **27D**, 201 (1987).
- [4] S. W. McDonald, PhD Thesis, Lawrence Berkeley Laboratory LBL 14873 (1983). E. J. Heller, in *Quantum Chaos and Statistical Nuclear Physics*, T. H. Seligmann and H. Nishioka (eds.), Lecture notes in Physics 263, (Springer-Verlag, Berlin, 1986).
- [5] T. M. Fromhold et. al., Phys. Rev. Lett. **72**, 2608 (1994); P. B. Wilkinson et. al., Nature **380**, 608 (1996).
- [6] G. Müller et. al., Phys. Rev. Lett. **75**, 1142 (1995).
- [7] D. C. Rouben and E. B. Bogomolny, Europhys. Lett. **43**, 111 (1998), cond-mat/9801171.
- [8] E. E. Narimanov and A. D. Stone, cond-mat/9704083.
- [9] S. C. Creagh and N. D. Whelan, Phys. Rev. Lett. **77**, 4975 (1996), chao-dyn/9608002.
- [10] E. B. Bogomolny, Nonlinearity **5**, 805 (1992).
- [11] see for example, S. Coleman, *Aspects of Symmetry* (Cambridge University Press, Cambridge, 1985) and references therein.
- [12] C. Herring, Rev. Mod. Phys **34**, 531 (1962).
- [13] R. J. Riddell, J. Comp. Phys. **31**, 21 (1979).
- [14] M. C. Gutzwiller, *Chaos in Classical and Quantum Mechanics* (Springer Verlag, New York, 1990).
- [15] R. Balian and C. Bloch, Ann. Phys, **85**, 514 (1974).
- [16] S.C. Creagh, in *Tunneling in Complex Systems*, S. Tomsovic (ed)., World Scientific, Singapore, (1998).
- [17] V. S. Popov, B. M. Karnakov and V. D. Mur, JETP. **86** 860 (1998).
- [18] M. V. Berry, Proc. Roy. Soc. A **423**, 219 (1989).
- [19] S. C. Creagh and N. D. Whelan, *Tunnelling Rates and Homoclinic Structure*, in preparation.
- [20] S. C. Creagh and N. D. Whelan, *Statistics of Tunnelling Rates in Chaotic Problems*, in preparation.

- [21] O. Bohigas, S. Tomsovic and D. Ullmo, Phys. Rep. **223**, 43 (1993); H. M. Sommermann and H. A. Weidenmüller, Europhys. Lett. **23**, 79 (1993); B. Lauritzen and N. D. Whelan, Ann. Phys, **244**, 112 (1995), [chao-dyn/9501024](#).
- [22] N. Pavloff, J. Phys. A: Math. Gen **27**, 4317 (1994), [chao-dyn/9411017](#).
- [23] B. Lauritzen, Phys. Rev. A **43**, 603 (1991).
- [24] J. Robbins, Phys. Rev. A **40**, 2128 (1989).