

Escape Time Weighting of Unstable Stationary Solutions of Spatiotemporal Chaos

Scott M. Zoldi[†]

[†] *Theoretical Division and Center for Nonlinear Studies, Los Alamos National Laboratory, Los Alamos, New Mexico 87545*

(November 21, 2017)

Abstract

By computing 254 unstable stationary solutions of the Kuramoto-Sivashinsky equation in the extensive chaos regime (Lyapunov fractal dimension $D = 8.8$), we find that 30% satisfy the symmetry of the time-average pattern of the spatiotemporal chaos. Using a symmetry pruning of unstable stationary solutions, the escape-time weighting average converges to the time-average pattern of the chaotic attractor as $O(1/N)$, where N is the total number of unstable stationary solutions and unstable periodic orbits in the average.

05.45.+b, 05.70.Ln, 82.40.Bj 47.27.Cn,

arXiv:chao-dyn/9903020v1 17 Mar 1999

A topic of great current interest in spatiotemporal chaos theory is to determine the appropriate quantities to characterize and distinguish chaotic states from one another. Attempts to distinguish states using dimension densities [1–3], correlation lengths [4–6], and pattern dependent order-parameters [7, 8] reduce the dynamics to scalar quantities with varying degrees of sensitivity to parameter changes and often different parametric dependencies. Various projections of the chaotic dynamics have proven more sensitive to parameter changes or inhomogeneities in the dynamics. These have included histograms of the intensity of multi-mode lasers [9], spatial averages of the curvature of a fluid surface in Faraday wave experiments [10], and averages of shadowgraph images in convection experiments [11]. Recent attempts to predict the structure in the projections using unstable periodic orbits (UPOs) in low-dimensional chaos [12] and spatiotemporal chaos [13] have demonstrated that the escape-time weighting can approximate averages of chaos based on the moments of a computed set of UPOs. This suggests that UPOs may be more appropriate to characterize chaos because an infinity of order-parameters (including those discussed above) can be approximated using a small set of UPOs. Also, the parametric dependence of the order-parameters are easily determined by using Newton continuation methods to evaluate the set of UPOs in nearby parameter regimes.

The utility of UPOs to characterize chaos is based on the concept that Axiom-A chaotic systems have a dense set of UPOs associated with the strange attractor [14]. In Axiom-A chaotic attractors with a symbolic dynamics, trace-formulas of a small number of *ordered* UPOs can be used to estimate dynamical invariants and averages of chaos [15, 16]. Unfortunately, most spatiotemporal chaotic systems are not Axiom-A [17] and do not have a symbolic dynamics which make trace formulas inappropriate for high-dimensional chaos. However, the escape-time weighting (ETW) of UPOs has been used to approximate averages in high-dimensional chaos [13] where trace-formulas often fail primarily due to a loss of symbolic dynamics [12]. To date, the ETW average of the easier to compute unstable stationary solutions of the spatiotemporal chaos has not been evaluated.

Our goal in this report is to demonstrate that the convergence of the ETW average of UPOs in the spatiotemporal chaotic Kuramoto-Sivashinsky equation can be improved using unstable stationary solutions (USS). We demonstrate that ETW converges as $O(1/N)$ with N computed UPOs and USS. As no method exists to enumerate UPOs and USS in nonlinear partial differential equations, we use utilize damped-Newton algorithms [13] to compute the UPOs and USS.

The unstable stationary solutions computed using damped-Newton methods can be isolated from the chaotic attractor. Past work computing USS in the Kuramoto-Sivashinsky equation with periodic boundary conditions demonstrated that the USS consisted of an unexpectedly large class of stationary solutions, which include laminar states, N-cell states (periodic patterns), long-wave modulated N-cell states, giant states (large amplitude solutions), and traveling wave states [18–20]. Many of these stationary states were not observed in the chaotic dynamics of the Kuramoto-Sivashinsky equation, whereas the time-dependent UPOs [18, 19, 21] did qualitatively resemble the chaotic dynamics.

Motivated by cycle-expansions [15, 16], researchers became interested in approximating moments of sustained chaos in the Kuramoto-Sivashinsky equation using UPOs on the chaotic attractor [13, 21]. Christiansen, Cvitanović, and Putkaradze considered the Kuramoto-Sivashinsky equation with periodic boundary conditions [21]. Cycle-expansions

of the UPOs were evaluated as the small fractal dimension $D < 2.1$ of the system allowed an understanding of the symbolic dynamics of the UPOs. We consider extensive chaos in the Kuramoto-Sivashinsky equation (fractal-dimension $D = 8.8$) with *rigid boundary conditions* where the lack of a symbolic dynamics makes cycle expansions inapplicable. However, the escape-time weighting of UPOs [13] can be used to approximate the time-average pattern of the spatiotemporal chaos.

To explore how a suitably selected set of USS improves the escape-time weighting average of UPOs, we compute the stationary solutions of the 1d Kuramoto-Sivashinsky (KS) equation,

$$\partial_t u = -u \partial_x u - \partial_x^2 u - \partial_x^4 u, \quad x \in [0, L], \quad (1)$$

with ‘rigid’ boundary conditions $u = \partial_x u = 0$ at $x = 0$ and $x = L$. To compute stationary solutions, a damped-Newton algorithm (discussed in Ref [13]) is used to find the zeros of the residual,

$$F = u \partial_x u + \partial_x^2 u + \partial_x^4 u, \quad (2)$$

which was discretized with $\Delta x = 0.25$. The initial guesses to the damped-Newton algorithm were chosen randomly from the chaotic attractor and the convergence criteria for finding a USS was that $\|\delta u\| < 10^{-7} \|u_o\|$, where δu is the correction vector, u_o is the solution, and $\|\dots\|$ denotes the infinity norm. For $L = 50$ and with 30,000 initial guesses, we found 254 distinct unstable stationary solutions and no stable solutions.

Fig. 1 shows three of the 254 USS computed by the damped-Newton algorithm. Many unstable stationary solutions were found to be isolated (Fig. 1(a) and Fig. 1(b)) from the chaotic attractor not resembling any chaotic solution. Other USS did resemble chaotic solutions (Fig. 1(c)) and exhibited small values of the difference function,

$$G(t) = \|u(t, x) - s(x)\|, \quad (3)$$

where $u(t, x)$ denotes the spatiotemporal chaotic field, $s(x)$ denotes the stationary solution, and $\|\dots\|$ denotes the infinity norm. Unfortunately finding the minimum value of $G(t)$ depends on recurrence times of the spatiotemporal chaos, so we prune the set of computed USS by requiring that stationary solutions have the same symmetry as the time-average pattern of the chaotic attractor. We impose the constraint that the stationary solutions satisfy the condition that $\partial_x^2 u(0) < 0$ and $\partial_x^2 u(L) > 0$. This symmetry pruning results in a set of 80 symmetry related USS. We note that this criteria does not remove all isolated USS (Fig. 1(a)).

All of the average patterns of the UPOs computed for the KS equation in Ref [13] satisfy the symmetry pruning defined above for the USS. These average patterns were used to approximate the time-average pattern of the chaotic attractor using the escape-time weighting. The escape-time weighting (ETW),

$$\langle m \rangle = \frac{\sum_j m_j \tau_j}{\sum \tau_j}. \quad (4)$$

approximates an average quantity $\langle m \rangle$ of the chaotic attractor in terms of the same average quantity m_j for each of the j computed UPOs, where $\tau = \sum_i 1/\lambda_i$ and λ_i are the

nonnegative Lyapunov exponents of the UPOs. The ETW of 127 UPO average patterns $\langle m \rangle$ qualitatively resembles the time-average pattern of the attractor $\langle u \rangle_T$ (Fig. 2(a)). To include symmetry pruned USS into the ETW average, the weighting becomes $\tau = \sum_i 1/s_i$, where s_i are the nonnegative growth factors of the stationary solution. Applying ETW to the spatial profiles of symmetry pruned USS and the UPO average patterns, we obtain the improved ETW approximation $\langle m \rangle$ to the average pattern $\langle u \rangle_T$ in Fig. 2(b). This improvement is quantified using the error function $E(x)$,

$$E(x) = \| \langle m(x) \rangle - u_T(x) \|, \quad (5)$$

where $\| \dots \|$ is the absolute difference. The average error $\langle E(x) \rangle$ for the ETW average of both UPOs and USS (Fig. 3(b)) is 50% smaller than that of a ETW average of just USS or a ETW average of just UPOs (Fig. 3(a)). Empirically, ETW appears to converge as $O(1/N)$ with N computed UPOs and USS in a high fractal dimension chaotic system in agreement with the low-dimensional convergence rate of ETW reported in Ref [12].

In conclusion, of 254 USS computed with a damped-Newton algorithm approximately 30% had the same symmetry as the time-average pattern of the spatiotemporal chaos. Including the symmetry pruned USS into the ETW average of the UPOs resulted in an improvement to the average consistent with a $O(1/N)$ convergence of ETW with N computed UPOs and USS. As ETW does not require the assumptions of Axiom-A dynamics or a symbolic dynamics, it constitutes one of the few averaging techniques for high fractal dimension chaos. With improved numerical techniques and computational resources to compute many UPOs and USS, ETW may provide an important means to quickly evaluate the parametric dependencies of a variety of projections of spatiotemporal chaos.

The author thanks Henry S. Greenside and Joshua Socolar for many helpful conversations. This work was supported in part by NSF grants NSF-DMS-93-07893 and NSF-CDA-92123483-04, and by DOE grant DOE-DE-FG05-94ER25214.

REFERENCES

[†] E-mail: zoldi@cns.lanl.gov

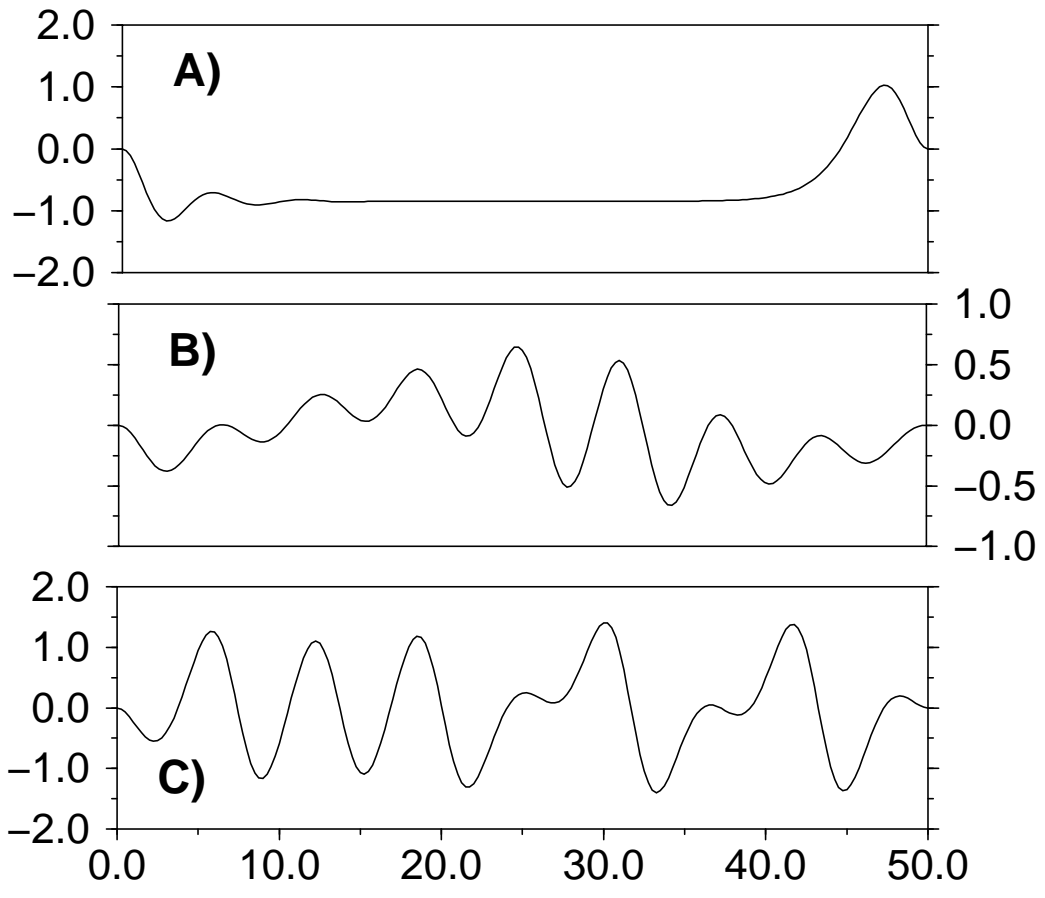
- [1] D. A. Egolf and H. S. Greenside, Phys. Rev. Lett. **74**, 1751 (1995).
- [2] C. O'Hern, D. Egolf, and H. S. Greenside, Phys. Rev. E **53**, 3374 (1996).
- [3] S. M. Zoldi and H. S. Greenside, Phys. Rev. Lett. **78**, 1687 (1997).
- [4] N. B. Tufillaro, R. Ramshankar, and J. P. Gollub, Phys. Rev. Lett, **62**, 422 (1989).
- [5] S. W. Morris, E. Bodenschatz, D. S. Cannell, and G. Ahlers, Phys. Rev. Lett. **71**, 2026 (1993).
- [6] Y. Hu, R. E. Ecke, and G. Ahlers, Phys. Rev. Lett. **74**, 5040 (1995).
- [7] G. H. Gunaratne, R. E. Jones, Q. Ouyang, and H. L. Swinney, Phys. Rev. Lett. **75**, 3281 (1995).
- [8] K. R. Mecke, T. Buchert, and H. Wagner, Astron. Astrophys. **288**, 697 (1994).
- [9] C. Bracikowski and R. Roy, Chaos **1**, 49 (1991).
- [10] B. J. Gluckman, C. B. Arnold, and J. P. Gollub, Phys. Rev. E **51**, 1128 (1995).
- [11] L. Ning, Y. Hu, R. E. Ecke, and G. Ahlers, Phys. Rev. Lett. **71**, 2216 (1993).
- [12] S. M. Zoldi, Phys. Rev. Lett. **81**, 3375 (1998).
- [13] S. M. Zoldi and H. S. Greenside, Phys. Rev. E. **57**, R2511 (1998).
- [14] S. Smale, Bull. Am. Math Soc. **73**, 747 (1967).
- [15] P. Cvitanović, Physica D **83**, 109 (1995).
- [16] O. Bauer and R. Mainieri, Chaos **7**, 361 (1997).
- [17] S. Dawson, C. Grebogi, T. Sauer, and J. Yorke, Phys. Rev. Lett. **73**, 1927 (1994).
- [18] J.M Hyman, B. Nicolaenko, and S. Zaleski, Physica D **23**, 265 (1986).
- [19] D. Michelson, Physica D **19**, 89 (1986).
- [20] J. M. Greene and J. S. Kim, Physica D **33**, 99 (1988).
- [21] F. Christiansen, P. Cvitanović, and V. Putkaradze, Nonlinearity **10**, 55 (1997).

FIGURES

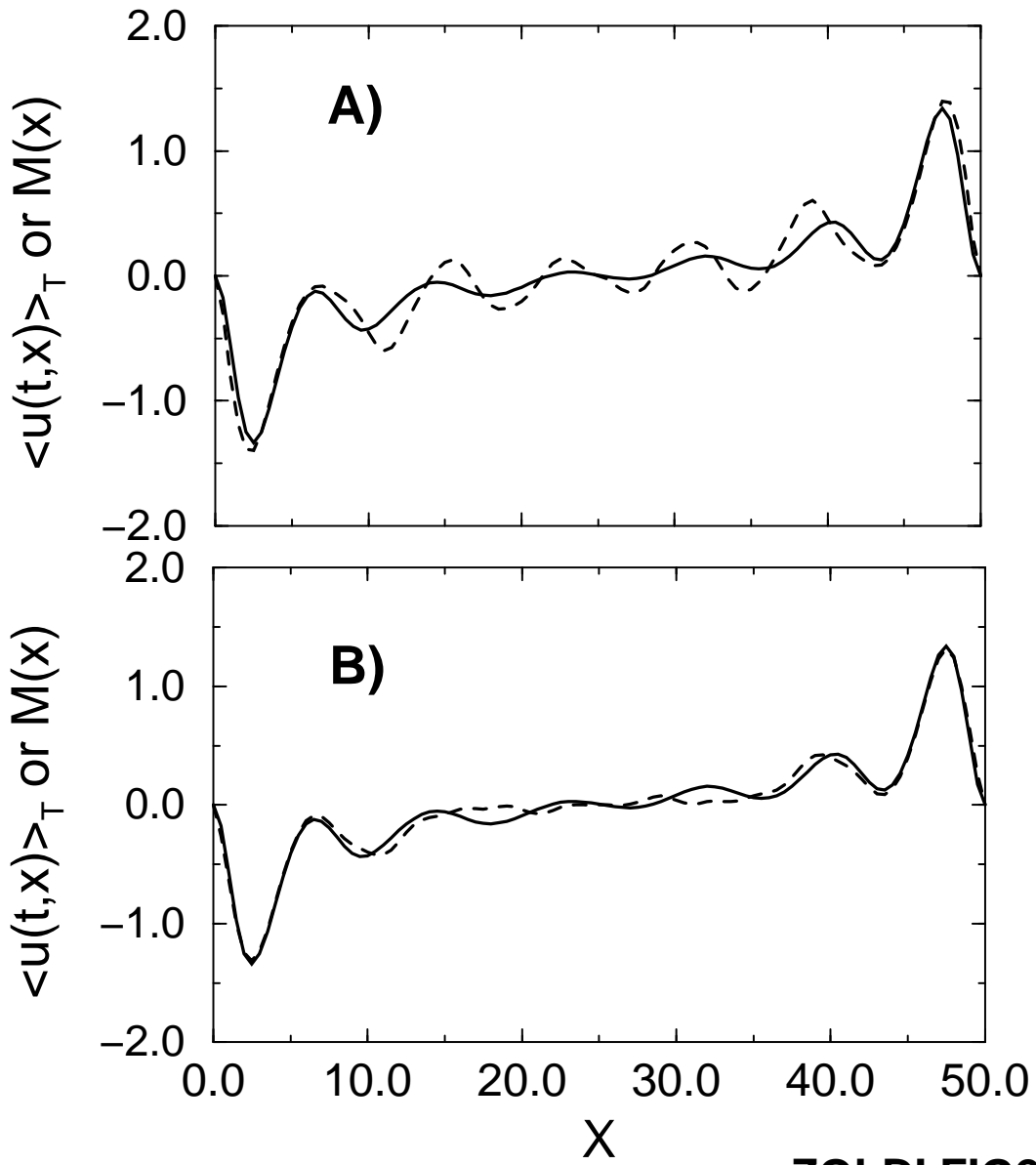
FIG. 1. Three representative unstable stationary solutions of the Kuramoto-Sivashinsky equation with $L = 50.0$, $\Delta x = 0.25$, and rigid boundary conditions $u(0) = u(L) = u_x(0) = u_x(L) = 0$. The criterion for convergence was $\|\delta u\| < 10^{-7}\|u_o\|$, where δu is the correction vector, u_o is the solution, and $\|\cdots\|$ denotes the infinity norm. **(A)** and **(B)** are isolated stationary solutions, whereas the stationary solution **(C)** has finite measure on the chaotic attractor.

FIG. 2. **(A)**: Time-average of the Kuramoto-Sivashinsky chaotic trajectory $\langle u(t, x) \rangle_T$ (solid line) and the escape-time weighting $\langle M \rangle$ (dashed line) of 127 unstable periodic orbit time-average patterns. **(B)**: Time-average of the Kuramoto-Sivashinsky chaotic trajectory $\langle u(t, x) \rangle_T$ (solid line) and the escape-time weighting $\langle M \rangle$ (dashed line) of 127 unstable periodic orbit time-average patterns and 80 symmetry pruned unstable stationary solutions.

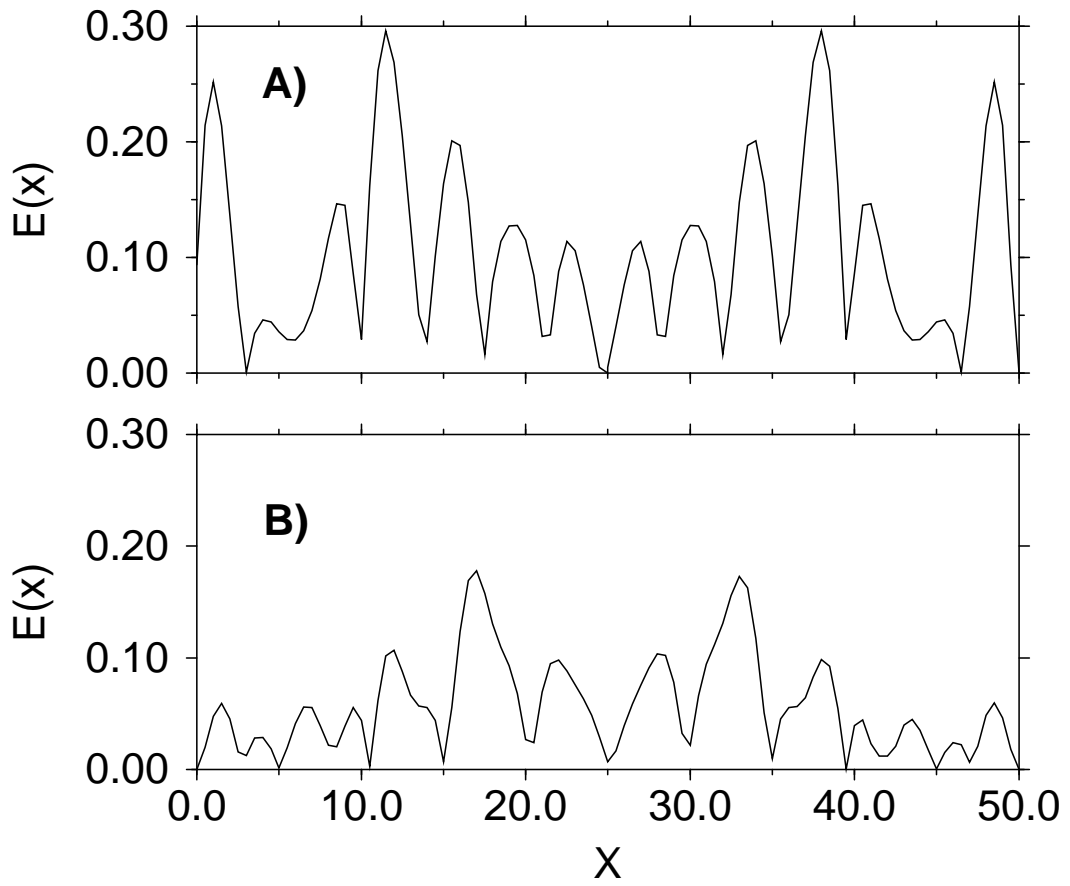
FIG. 3. **(A)**: Error $E(x)$ between the time-average of the Kuramoto-Sivashinsky chaotic trajectory and the escape-time weighting of 127 unstable periodic orbit time-average patterns of the Kuramoto-Sivashinsky equation. The average error is 0.11. **(B)**: Error $E(x)$ between the time-averaged pattern of the Kuramoto-Sivashinsky chaotic trajectory and the escape-time weighting of 80 symmetry pruned unstable stationary solutions and 127 unstable periodic orbit time-average patterns of the Kuramoto-Sivashinsky equation. The average error is 0.05.



ZOLDI FIG1



ZOLDI FIG2



ZOLDI FIG3