

# High temperature superconductivity from the two-dimensional semiconductors without magnetism

Mahito Kohmoto<sup>1</sup>, Iksoo Chang<sup>2</sup>, and Jacques Friedel<sup>3</sup>

<sup>1</sup> Institute for Solid State Physics, University of Tokyo, 7-22-1 Roppongi, Minato-ku, Tokyo, Japan

<sup>2</sup> Department of Physics, Pusan National University, Pusan 609-735, Korea

<sup>3</sup> Laboratoire de Physique des Solides, Université Paris-Sud, Centre d'Orsay, 91405 Orsay Cedex, France (unit associated to the CNRS)

Received: date / Revised version: date

**Abstract.** We examine the possibility of high temperature superconductivity from two-dimensional semiconductor without antiferromagnetic fluctuations. The weak coupling BCS theory is applied, especially where the Fermi level is near the bottom of the conduction band. Due to screening, the attractive interaction is local in  $k$ -space. The density of states(DOS) does not have a peak near the bottom of the band, but  $k$ -dependent contribution to DOS has a diverging peak at the bottom. These features lead to high temperature superconductivity which may explain the possible superconductivity of  $\text{WO}_3$ .

**PACS.** 74.20.-z Theories and models of superconducting state – 74.20.Fg BCS theory and its development

One of the most spectacular discoveries in condensed matter physics is undoubtedly the high  $T_c$  cuprates superconductors (HTSC)[1]. Many properties are not simply described by the standard classical BCS theory[2]. The common features of the HTSC are:

- (a) high superconductive transition  $T_c \sim 100\text{K}$ .
- (b) quasi two-dimensionality, with weakly coupled  $\text{CuO}_2$  layers
- (c) antiferromagnetic(AF) fluctuations. The mother materials of HTSC are insulators with AF order below  $T_N$ .
- (d) anisotropic superconductive gaps.

In order to understand the mechanism of HTSC, there has been efforts to find compounds in which Cu is replaced by an other atom.

The compound  $\text{Ru}_2\text{SrO}_4$  has the same lattice structure as the HTSC  $(\text{La, Ba})_2\text{CuO}_4$ , but Cu is replaced by Ru. It is found to have a superconductive phase, however  $T_c \simeq 1.5\text{K}$  is rather low. There are some experimental results (for example, NMR[4] and muon spin resonance[5]) to support triplet pairings. The band structure is considerably different from that of typical HTSC. Thus superconductive nature of this layered compound does not seem to be related to HTSC.

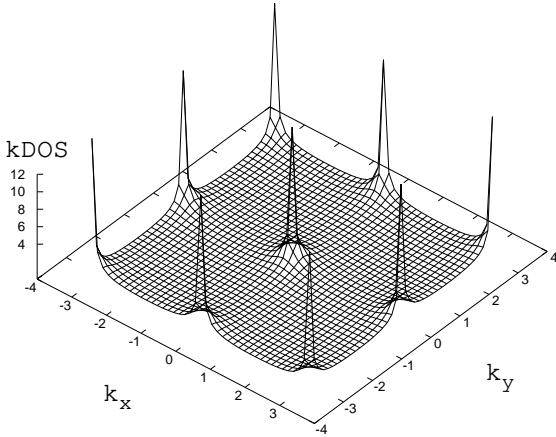
Recently the signs of high superconductive transition temperature are reported for some doped semiconductors. The  $\text{Na}_x\text{WO}_{3-x}$  sodium tungsten bronzes, formed by doping the insulating host  $\text{WO}_3$  with Na, are  $n$ -type semiconductor for  $x < 0.3$ . The sample with  $x = 0.05$  shows a sharp metal to insulator transition as temperature is lowered below 100K. It is followed by a sharp drop of resistivity at 91K as temperature is further lowered, it

shows signs of superconductivity at 91K. At the same time, the compound exhibits a sharp diamagnetic step in magnetization[6]. This compound is quasi two-dimensional, but does not show any sign of antiferromagnetic fluctuations in sharp contrast to the cuprate high  $T_c$  superconductors. Possible superconductive transition is further supported by subsequent measurements of Electron Spin Resonance[7].

There is no sign of antiferromagnetic fluctuations in this compound in sharp contrast to cuprate HTSC, namely the feature (c) above does not apply. This implies that either the mechanism of superconductivity of  $\text{WO}_3$  is different from the cuprate superconductors or the magnetism does not play an essential role in the high  $T_c$  cuprates.

The  $5d$ -transition oxides  $\text{WO}_3$  and  $\text{Na}_x\text{WO}_3$  have nearly the perovskite crystal with W ions occupying the octahedral cation sites. Stoichiometric  $\text{WO}_3$  is an insulator since the W  $5d$  band is empty; when Na ions are added to  $\text{WO}_3$ , they donate their  $3s$  electron to the W  $5d$  band, resulting in bulk metallic behavior for  $x \geq 0.3$ . For  $x < 0.3$  the  $\text{Na}_x\text{WO}_3$  sodium tungsten, is an  $n$ -type *semiconductor* (electron doped). This indicates that there exist two bands: the valence band and the conduction band with the gap  $G$  in between. The effect of doping of Na is to add electrons in the conduction band, thus raising the chemical potential  $\mu$ .

Although the superconductivity of  $\text{WO}_3$  has not been confirmed solidly and it requires further experimental supports, the properties of  $\text{WO}_3$  motivated us to examine the possibility of high  $T_c$  superconductivity from semiconductors *without* antiferromagnetic fluctuations. For simplicity,



**Fig. 1.**  $k$ -dependent density of states  $kDOS$ . All the peaks are actually diverging. The peak at  $\Gamma$  (0,0) corresponds to the bottom of the band. The four peaks at  $(\pm\pi, \pm\pi)$  are at the top of the band and the others give van Hove singularities at half-filling.

we neglect possible contributions from the valence band. The conduction band is modeled by

$$\varepsilon(\mathbf{k}) \simeq -2t(\cos k_x + \cos k_y), \quad (1)$$

where  $t$  is the transfer integral of the tight-binding model on the square lattice. This band has the van Hove singularity in the density of states (DOS) at half-filling. There are a number of works [9, 10, 11, 12, 13, 14] that try to explain high  $T_c$  cuprates by van Hove singularity. Here the present situation is totally different since we consider a nearly empty band.

The density of states is given by

$$N(E) = \int \frac{1}{|\nabla \varepsilon(\mathbf{k})|} dl = \int \frac{1}{v} dl, \quad (2)$$

where  $l$  is the Fermi surface (line in two dimensions) and  $v$  is the semiclassical velocity. For the sake of convenience we shall call  $1/|\nabla \varepsilon(\mathbf{k})|$  as  $kDOS$  and it is plotted in Fig. 1. Note that  $kDOS$  is diverging near the  $\Gamma$  point  $\mathbf{k} = (0, 0)$  as well as at  $(\pm\pi, 0)$  and  $(0, \pm\pi)$ . This singularity is not seen in DOS since it is integrated on a vanishingly short Fermi line.

The important fact is that if interactions are local in  $k$ -space,  $kDOS$  has to be considered carefully.

With the properties of the band above in mind, we consider the gap equation,

$$\Delta_k = - \sum_{k'} \frac{V_{kk'}}{2E_{k'}} \frac{\Delta_{k'}(T)}{2E_{k'}} \tanh \frac{E_{k'}}{2k_B T}, \quad (3)$$

where  $E_k = \sqrt{\varepsilon(k)^2 + \Delta_k(T)^2}$ ,  $\Delta_k(T)$  is the gap order parameter and  $V_{kk'}$  is the interaction. The sum is restricted within the cutoff  $\mu - E_c < \varepsilon(k') < \mu + E_c$  where  $\mu$  is the chemical potential which is measured from the bottom of the band of noninteracting case. From the gap equation (3)

one can obtain  $T_c$  and  $\Delta(T)$ . Near  $T_c$ ,  $\Delta$  is very small, then (3) is linearized.  $T_c$  is determined by the linearized equation. The gap  $\Delta(T)$  is obtained by iteration of (3).

If one takes the usual BCS interaction  $-V$  which is constant if the two particles are both within the cutoff and vanishing otherwise, we have the classical BCS result  $T_c \sim 1.13E_c \exp(-1/NV)$ , where  $N$  is the DOS near the bottom of the band. When one takes physically reasonable value of  $V$ , high  $T_c$  can not be obtained even if  $kDOS$  is large. This is because the Fermi line is a small circle and the range of integration is very small. It offsets the large but uniform  $kDOS$ . This behavior is totally analogous to the fact that the behavior of DOS –integral of  $kDOS$  along the Fermi line– that is almost constant near the bottom of the band.

On the other hand if the interaction is local in  $k$ -space, i.e. not constant in the integral, the effect of the large  $kDOS$  can not be canceled by the short length of the Fermi line.

In many-body systems the interactions are mostly screened and this effect has to be included, unless the system is exactly solvable. Thus we take a weakly screened attractive interaction (likely to be phonon-mediated one),

$$V_q = - \frac{g_q^2}{q^2 + q_0^2}. \quad (4)$$

Here  $g_q$  is the coupling constant and  $q_0$  is the inverse of screening length  $L$ :  $q_0 \simeq 1/L$ . This poor screening is supposed to be due to low dimensions (2d). The screening length actually depends on  $\mu$ , but we neglect this effect for the sake of simplicity. Since the interaction (4) is local in  $k$ -space, the effect of the large  $kDOS$  can not be totally canceled by the small Fermi line, as discussed above.

Let us first give an estimate of the effective interaction. For  $\mu = -4t + \eta$  where  $\eta$  is small but larger than the cutoff  $E_c$ , one has, from (3),

$$2 = \int_0^{2\pi} \int_{k'_{inf}}^{k'_{sup}} \frac{g_q^2 \tanh \frac{k'^2 t - \eta}{2k_B T_c} \frac{k'}{k'^2 t - \eta}}{k'^2 + k^2 - 2k'k \cos \theta + q_0^2} dk' d\theta \quad (5)$$

with  $k^2 t = \eta$ ,  $\eta \gg E_c$  and  $|k'^2 t - \eta| < E_c$ . This leads to

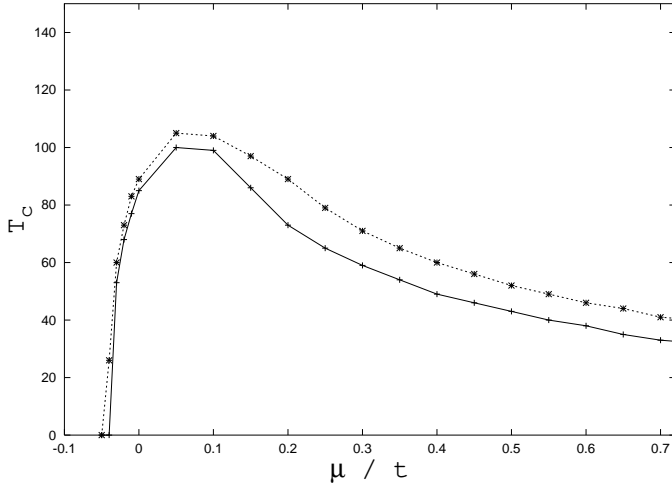
$$2 = \pi g_q^2 t \int \frac{\tanh \kappa}{2k_B T_c} \frac{d\kappa}{\kappa} \frac{1}{A} \quad (6)$$

with  $k'^2 t - \eta = \kappa$  and  $A = \kappa^2 + 4\eta q_0^2 t + \dots$ . With the preceding conditions, and if  $\eta$  is large enough versus  $E_c$ ,  $A$  reduces to  $1/4\eta q_0^2 t$ . One reverts to the BCS case of  $V$  constant with

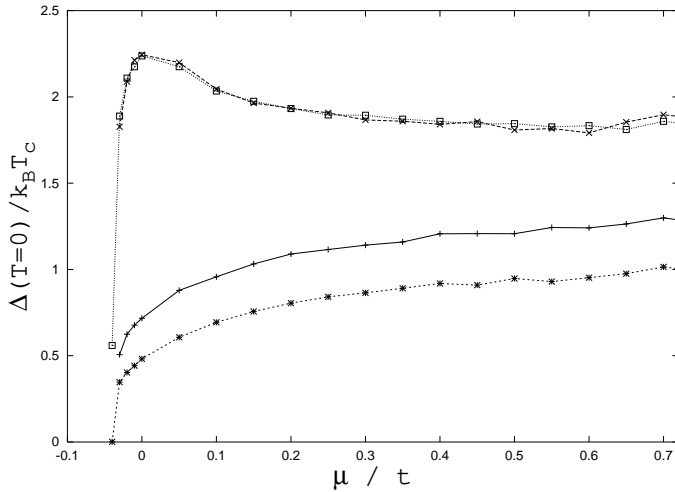
$$V_{kk'} = - \frac{g_q^2}{q_0^2}, \quad (7)$$

thus much higher  $T_c$  is expected.

The numerical solution is consistent with the above analysis and gives high critical temperature near the bottom of the band. It is plotted in Fig. 2 and it takes the maximum value at  $\mu_{op}$  near the bottom of the band. The



**Fig. 2.** Critical temperature as a function of  $\mu/t$ . The total band width is  $8t$ . The parameters are: transfer  $t = 0.25\text{eV}$ , screening length  $L = 15$  lattice spacings, and  $g_q^2 = 0.6t$ . The cutoffs  $E_c$  are  $50\text{meV}$  (top curve) and  $30\text{meV}$  (bottom curve).



**Fig. 3.** The ratio  $\Delta(0)/k_B T_c$  for the maximum and minimum of  $\Delta(0)$ 's. From top to bottom curves: the maximum ratio for  $E_c = 50\text{meV}, 30\text{meV}$ , and the minimum ratio for  $E_c = 30\text{meV}, 50\text{meV}$

decrease of  $T_c$  for  $\mu$  smaller than  $\mu_{op}$  is due to the semiconductor gap where DOS vanishes. But note that  $T_c$  does not vanish at the bottom of the band but extend to the band gap region due to the superconductive coherence effect. It is natural that  $T_c$  does not depend on the cutoff in this region. The transition temperature  $T_c$  also decreases for  $\mu$  larger than  $\mu_{op}$ . This is because the kDOS is getting smaller in this region.

We have a typical  $s$ -wave pairings, but the gap depends on the absolute value  $|\mathbf{k}|$ . The maximum and minimum of  $\Delta(0)/T_c$ 's are plotted in Fig.3. Note that the maxima of the gap is almost independent of the cutoff. It is about 1.8 which is close to the BCS value 1.76 at  $\mu \simeq 0.6$ . It increases as  $\mu$  is lowered. On the other hand the minimum of the gap depends on the cut off as expected because the

minimum occurs at the edge of the cutoff. It is less than the BCS value and decreases as  $\mu$  is decreased.

Note that  $\Delta(0)/k_B T_c$  approach zero in a similar manner to  $T_c$ . This implies that  $\Delta(0)$  decay faster than  $T_c$ . If we take into account the valence band, certainly the behavior of  $T_c$  will be changed. The pairings between electrons in the conduction band and valence band have to be considered[15] in addition to pairings between electrons in the same band. However this will not change the results qualitatively.

The features (c) and (d) do not apply but (a) and (b) survive. Therefore it can be concluded that the origin of high  $T_c$  in the present case is due to the specific features of the energy dispersion in two dimensions.

Since we have a particle-hole duality, these results are equally applicable to  $p$ -type semiconductors (hole doped).

To conclude, we study the two-dimensional conductive band with low doping. This is motivated by some signs of a high superconductive transition temperature in  $\text{WO}_3:\text{Na}$  [6, 7]. The crucial point is the large electron density kDOS near  $\Gamma(0, 0)$ . We succeed in obtaining a high superconductive temperature ( $T_c \sim 100\text{K}$ ) from the approximate analysis and the numerical computations. This result is readily applicable to an almost full valence band.

We expect that these results are rather general. The two-dimensional materials with almost empty conductive band or with almost full valence band are almost likely to have a high temperature superconductive transition.

## Acknowledgments

It is a pleasure to thank M. Takigawa for a useful discussion. I.C is grateful to Korea-Japan binational program through KOSEF-JSPS which made his visit to ISSP, Tokyo possible, and to BSRI98-2412 of Ministry of Education, Korea.

## References

1. L.G. Bednorz and K.A. Müller, Z. Phys. B**64**, 199 (1986).
2. J. Bardeen, L.N. Cooper, J.R. Schrieffer, Phys. Rev. **106**, 162; **108**, 1175 (1957).
3. Y. Maeno, H. Hashimoto, K. Yoshida, S. Nishizaki, T. Fujita, J.R. Benorz and F. Lichtenberg, Nature **372**, 532 (1994).
4. K. Ishida, H. Mukuda, Y. Kitaoka, K. Asayama, Z.Q. Mao, Y. Mori, and Y.Maeno, Nature **396**, 658 (1998).
5. G.M. Luke, Y. Fujimoto, K.M. Kojima, M.I. Larkin, J. Merrin, B. Nachumi, Y.J. Uemura, Y. Maeno, Z.Q. Mao, Y. Mori, H. Nakamura and M. Sigrist, Nature **394**, 558 (1998).
6. S. Rech and Y. Tsabba, Europhys. J. **B9**, 1 (1999).
7. A. Shengelaya, K.A. Müller Rech and Y. Tsabba, Europhys. J. **B12**, 13 (1999).
8. Here the magnitude of  $G$  is irrelevant, and our results will also apply to the band insulators.
9. J.E. Hirsch and D.J. Scalapino, Phys. Rev. Lett. **56**, 2732 (1986).
10. J. Friedel, Physica C, **153-5**, 1610(1988); J. Phys: Condens. Matter. **1**, 7757 (1989); Nato Institute on Condensed Matter, Biarritz (1990).

11. D.M. Newns, C.C. Tsei, P.C. Pattnaik and C.L. Kane, Comments Cond. Mat. Physics **15** 273 (1992).
12. A.A. Abrikosov, Physica **C222**, 191 (1994); *inbid.* **C244**, 243 (1996).
13. J. Bouvier and J. Bok, Physica C **249**, 117 (1995); '*Gap Symmetry and Fluctuations in High  $T_c$  Superconductors*' ed. J. Bok, G. Deutscher, D. Pavunaand and S.A. Wolf, Plenum Press, New York (1998) NATO ASI Series, Series B Physics **371** 77 .
14. J. Friedel and M. Kohmoto, (preprint).
15. M. Kohmoto and Y. Takada, J. Phys. Soc. Jpn. **59**, 1541 (1990); Y.Takada and M. Kohmoto, Phys. Rev. **B41**, 8872 (1990); Y. Morita, Y. Hatsugai and M. Kohmoto, Phys. Rev. **B53**, 8651 (1996).