

Amino acid classes and the protein folding problem

Marek Cieplak^{1,2}, Neal S. Holter¹, Amos Maritan³ and Jayanth R. Banavar¹

¹ *Department of Physics and Center for Materials Physics, 104 Davey Laboratory, The Pennsylvania State University, University Park, Pennsylvania 16802*

² *Institute of Physics, Polish Academy of Sciences, Al. Lotnikow 32/46, 02-668 Warsaw, Poland*

³ *International School for Advanced Studies (SISSA), Via Beirut 2-4, 34014 Trieste, INFN and the Abdus Salam International Center for Theoretical Physics, Trieste, Italy*

We present and implement a distance-based clustering of amino acids within the framework of a statistically derived interaction matrix and show that the resulting groups faithfully reproduce, for well-designed sequences, thermodynamic stability in and kinetic accessibility to the native state. A simple interpretation of the groups is obtained by eigenanalysis of the interaction matrix.

PACS numbers: 87.15.Cc, 71.27.+a, 71.28 +d

The principal theme of this paper is to address the issue of determining the minimum number of distinct amino acids that are needed to make protein-like sequences with folds similar to those found in nature. A general answer to this question would have important ramifications in the design of proteins and in the origin of life. Our analysis is carried out within the framework of the Miyazawa-Jernigan (MJ)¹ interaction matrix which was derived by them using a statistical approach and is commonly used as a measure of the coarse-grained interactions between amino acids in a protein.

Experiments^{2,3} and theoretical studies⁴ have shown the critical role played by two kinds of residues: hydrophobic and polar. There is an effective attraction between hydrophobic amino acids that arises from their aversion to the solvent and lead to such amino acids forming the core in the protein native state. Recent protein engineering experiments suggest that maybe not two but certainly several amino acids can effectively substitute for the full 20-alphabet set. It has been shown⁵ that helical bundles can be built with the set of three amino acids: hydrophobic L (leucine), polar E (glutamic acid), and polar K (lysine). Helical bundles have also been found³ to be viable when hydrophobic sites are filled from the set [F (phenylalanine), L, I (isoleucine), M (methionine), V (valine)] and the polar sites from the set [E, D (aspartic acid), K, N (asparagine), Q (glutamine), H (histidine)]. Encoding the β -sheet SH3 domain, however, requires five amino acids: hydrophobic I (isoleucine), K, E, A (alanine), and G (glycine)⁶. This suggests that the 20 amino acids can be grouped into five distinct clusters with the members of each group having quite similar properties. Riddle et al.⁶ and Wolynes⁷ have presented persuasive arguments that five groups are needed to provide enough specificity to form a folding funnel and generate few traps in the energy landscape.

Wang and Wang⁸ have suggested that a justification for the five group clustering scheme can be provided by minimizing the mismatch between the reduced and complete interaction matrices. Specifically, they considered the MJ¹ matrix and deduced a clustering scheme, shown at the top of Figure 1, in which the representative amino acids were IKEAG – precisely as in the experiments on SH3⁶. The computational scheme for the clustering is stochastic

in nature and does not permit a single entry group due to technical reasons associated with the computation.

Here, we implement a much simpler and deterministic clustering scheme which is based on considering the "distances" between the amino acids. The groupings we get are different from those obtained by Wang and Wang⁸. We have carried out detailed tests of two characteristics of real proteins – thermodynamic stability and kinetic accessibility – on well-designed sequences within the context of a lattice model in three dimensions. When the individual amino acids are substituted by the representatives of their groups, the thermodynamic stability test is passed successfully both by the Wang-Wang and our schemes. However, there is a qualitative difference in the test results on rapid folding into the native state, with the Wang-Wang scheme performing significantly worse than our physically-based approach. A straightforward eigenvalue analysis of the kind carried out by Li et al.⁹ and Chan¹⁰ lead to results in perfect accord with our clustering scheme. Furthermore, when one works with the bare MJ matrix¹⁰ (without subtracting off the mean value as done by Li et al.⁹), one obtains the simple result that the MJ matrix may be represented as

$$M_{ij}^1 = -\lambda_1 v_i v_j \quad , \quad (1)$$

where $\lambda_1=69.68$ and v has rank-ordered components 0.333, 0.332, 0.309, 0.282, 0.276, 0.275, 0.255, 0.249, 0.198, 0.196, 0.177, 0.171, 0.169, 0.163, 0.161, 0.158, 0.152, 0.144, 0.144, 0.125 in the order LFIMVWCYHATGPRQSNEDK respectively. The representation given in eq. 1 is similar in spirit to the representation⁹ in terms of "charges", q_i , which yields $M'_{ij} = C_0 + C_1(q_i + q_j) + C_2 q_i q_j$. Eq. (1) results in the same level of accuracy (an average error of about 6%), even though it involves only one constant, λ_1 , instead of three, C_0 , C_1 , and C_2 .

The interactions of a given amino acid i with each of the 20 amino acids form a vector with 20 components. There are 20 such vectors and the Euclidean distance, R_{ij} , between amino acids i and j is defined through $R_{ij}^2 = \sum_k (M_{ik} - M_{jk})^2$. Similarly, the Manhattan distance involves the sum of the absolute values of $M_{ik} - M_{jk}$. R_{ij} is a measure of the fidelity of substitution of one amino acid by the other. As in the construction of optimal

paths in a strongly disordered medium¹¹, we select two amino acids that are separated by the shortest distance and combine them into one group. The effective couplings of a group with other groups or individual amino acids or indeed with itself is simply obtained as an arithmetic average over the individual amino acid interactions. More generally, a weighted average would be appropriate if the weights, which could depend on the frequency of occurrence of a given amino acid and other factors, were known. The procedure is now iterated resulting in fewer and fewer groups. The leader of the group is determined as the amino acid whose original couplings deviate the least from the effective couplings associated with the group. For a two-member group the choice of a leader is ambiguous. At each stage, the advancement of clustering is characterized by measuring the smallest distance between the remaining individuals or groups, R_{min} . Figure 2 shows the behavior R_{min} as a function of N_a , the number of groups at any stage of the iteration process. For either distance metric, the number $N_c = 5$ is a special number of groups, below which R_{min} goes up strongly. This sharp increase is a direct reflection of the forced clustering of incompatible amino acids.

Our analysis can also be used to probe the nature of other theoretically derived potentials of interaction between amino acids. For example, for the matrix of interactions proposed by Kolinski et al.¹², the low N_a growth is much weaker but N_c is still around 5. For the matrix introduced by Betancourt and Thirumalai¹³, R_{min} varies very weakly with N_a and the sharp increase takes place at N_c equal to 3.

Our results for clustering of the Miyazawa-Jernigan amino acids are shown in Figure 1. Our clustering into five groups separates the single hydrophobic group of Wang and Wang into two groups and it isolates K as a single element group. The membership of the five groups does not depend on the distance metric, even though different amino acids are selected as “leaders”, or the most characteristic representatives of the groups. The Euclidean choice proposes FVASK as the best whereas the choice of the Manhattan metric yields LWASK. These groupings are consistent with the experimental results except that Riddle et al.⁶ take two choices, E and G, from the TGPRQSNED group and no choice from the second hydrophobic group MVWCY. It is heartening that the ultimate division

into hydrophobic and polar groups is quite robust and yields the same group members in both schemes and for any distance metric. In order to test the five group clustering, we have considered a 27-monomer lattice model with the Miyazawa-Jernigan couplings. The native states are maximally compact, i.e. they fit the $3 \times 3 \times 3$ lattice. We generate a bank of 94 well designed sequences. The first step in the design procedure¹⁴ involved the generation of a random sequence with a uniform composition. The second step was to perform random permutations in the placement of the amino acids and to select only those sequences which have energy gaps (the energy difference between the two lowest energy maximally compact conformations) larger than 6.1 (in units of the MJ interaction matrix). This bank of sequences was then tested against substitution of the amino acids by the leaders corresponding to the five-group division. For both the distance-based and mismatch based schemes we find identical performance – 95% of the resulting effective sequences continue to have nondegenerate native states which coincide with the native state conformations of the original sequences. (A lower performance rate of 80%, quoted by Wang and Wang⁸, is obtained on considering less stringently designed sequences.)

A more stringent test is provided by the kinetics. Figure 3 shows the folding behavior of four of the well-designed sequences. The first passage time in 21 runs starting from randomly chosen unfolded conformations are shown for all cases which have a folding time less than $5 \times 10^8 \tau_0$. The dynamics are based on a Monte Carlo process which satisfies detailed balance¹⁵. The folding is studied at the folding transition temperature, T_f , at which the probability of being in the native conformation equals $\frac{1}{2}$. This temperature was located using a long unfolding Monte Carlo process, which explores the entire space of conformations and is not restricted merely to maximally compact conformations. The distance based substitution either raises T_f or leaves it intact and preserves the range of values of the folding times. On the other hand, the mismatch based substitution lowers all four values of T_f (some of them significantly) and extends folding times substantially. The simple origin of this failure may be traced to the fact that K which is a relatively inert amino acid is chosen as one of the leaders in the mismatch scheme and sequences with many amino acids belonging to the

group with K are all substituted by an innocuous representative.

The clustering schemes illustrated in Figure 1 correspond to the partitioning of a string of all amino acids into segments provided that the amino acids are first arranged into a particular order. The order corresponding to the mismatch based scheme is almost the same as shown in Figure 1 for the distance based scheme except that K is forced to be placed earlier along the string. What is it that determines this optimal order? Following Li et al.⁹ and Chan¹⁰, we address this question through an eigenanalysis of the MJ matrix. As shown by Chan, the MJ matrix is clearly dominated by one mode and lends itself to an exceedingly simple representation. Figure 4 shows that this one mode description of the MJ matrix is fairly accurate (the largest errors are located at the smallest magnitude entries). In fact, it is as accurate as the two mode description of Li et al.⁹. Their two mode picture emerges because of the subtraction of the mean value from each matrix element. This mean value has physical significance because it determines the degree of compactness and indeed the degree of aggregation of a protein¹⁶. It is interesting to note that the dominant eigenvector varies across the amino acids in a smooth way except near the transition from Y to H which marks a transition from the hydrophobic to polar groups. The order in which the amino acids are plotted on the x axis in Figure 4 and in (most of) Figure 1 is thus determined by the weight with which a particular amino acid contributes to the dominant eigenvector. In summary, we have shown that a simple distance-based scheme of clustering leads to a powerful and simple representation of groupings of amino acids making up a protein. Detailed tests within the context of a MJ matrix and a lattice model show that both the thermodynamic stability and the folding kinetics of protein-like sequences are preserved by the substitution of the full 20 amino acid alphabet by merely 5 groups. Our scheme is found to be in good physical accord with that obtained using eigenanalysis and does not have the defects associated with a more complex mismatch based scheme.

We are grateful to Ruxandra Dima for fruitful discussions. This work was supported by KBN (Poland - grant 2P03B-146-18), MURST (Italy), NASA, IGERT-NSF and the Petroleum Research Fund administered by the American Chemical Society.

REFERENCES

- ¹ S. Miyazawa and R. L. Jernigan, *J. Mol. Biol.* **256**, 623-644 (1996).
- ² W. Kauzmann, in *The Mechanism of Enzyme Action*, eds. W. D. McElroy and B. Glass, 70-120 (Johns Hopkins Press, Baltimore, 1954); W. Kauzmann, *Adv. Protein Chem.* **14**, 1-63 (1959).
- ³ S. Kamtekar, J. M. Schiffer, H. Xiong, J. M. Babik, and M. Hecht, *Science* **262**, 1680-1685 (1993).
- ⁴ K. F. Lau and K. A. Dill, *Macromolecules* **22**, 3986-3997 (1989); K. A. Dill, S. Bromberg, S. Yue, K. Fiebig, K. M. Yee, D. P. Thomas, and H. S. Chan, *Protein Sci.* **4**, 561 (1995).
- ⁵ L. Regan and W. E. DeGrado, *Science* **241**, 976-978 (1988).
- ⁶ D. S. Riddle, J. V. Santiago, S. T. Bray-Hall, N. Doshi, V. P. Grantcharova, Q. Yi, and D. Baker, *Nature Struct. Biol.* **4**, 805-809 (1997).
- ⁷ P. G. Wolynes, *Nature Struct. Biol.* **4**, 871-874 (1997).
- ⁸ J. Wang and W. Wang, *Nature Struct. Biol.* **6**, 1033-1038 (1999).
- ⁹ H. Li, C. Tang, and N. S. Wingreen, *Phys. Rev. Lett.* **79**, 765-768 (1997).
- ¹⁰ H. S. Chan, *Nature Struct. Biol.* **6**, 994-996 (1999).
- ¹¹ M. Cieplak, A. Maritan, and J. R. Banavar, *Phys. Rev. Lett.* **72**, 2320-2323 (1994).
- ¹² A. Kolinski, A. Godzik, and J. Skolnick, *J. Chem. Phys.* **98**, 7420-7433 (1993).
- ¹³ M. R. Betancourt and D. Thirumalai, *Protein Science* **8**, 361-369 (1999)
- ¹⁴ E. I. Shakhnovich and A. M. Gutin, *Proc. Natl. Acad. Sci.* **90** 7195-7199 (1993)
- ¹⁵ M. Cieplak, M. Henkel, J. Karbowski, and J. R. Banavar, *Phys. Rev. Lett.* **80**, 3654-3657 (1998); M. Henkel, and J. R. Banavar, *J. Cond. Mat.* **2**, 369-378 (1999)

¹⁶ G. Giugliarelli, C. Micheletti, J. R. Banavar, A. Maritan, *J. Chem. Phys.* **113**, 5072 (2000)

FIGURES

5 GROUPS:

Wang-Wang
(LFIMVWCY) (HAT) (GP) (RQSNK) (DE)

Euclidean
(LFI) (MVWCY) (HA) (TGPRQSNED) (K)

Manhattan
(LFI) (MVWCY) (HA) (TGPRQSNED) (K)

2 GROUPS:

Wang-Wang
(LFIMVWCY) (HATGPRQSNEDK)

Euclidean & Manhattan
(LFIMVWCY) (HATGPRQSNEDK)

FIG. 1. Five- and two-group clustering of amino acids interacting through the Miyazawa-Jernigan matrix. The mismatch-based results are shown at the top in each level of clustering and the remaining entries are distance-based. The underlined aminoacids are the group representatives.

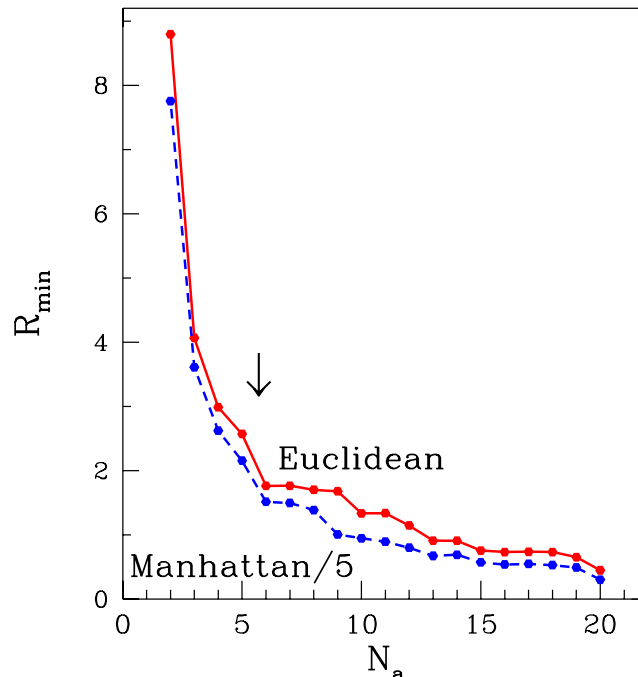


FIG. 2. Minimal distance between the groups of amino acids as a function of the number of groups present. The arrow indicates a stage in which one is left with five groups.

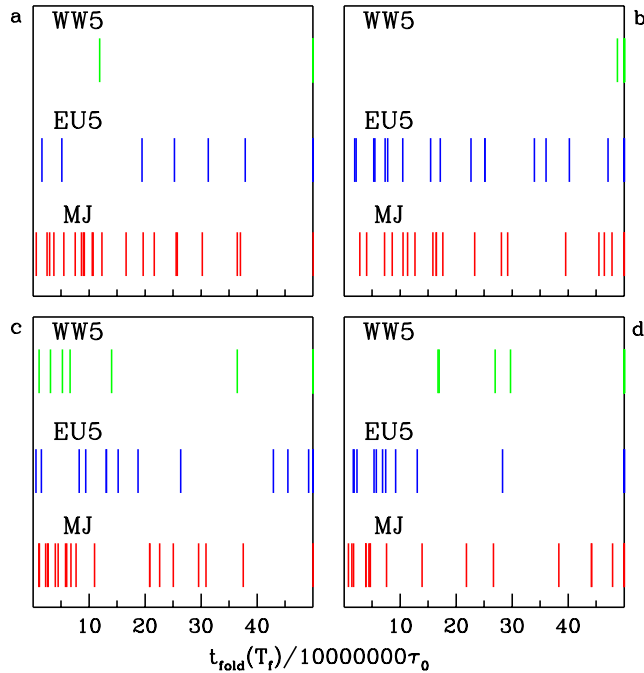


FIG. 3. The bottom set of lines (marked as MJ) in each panel shows the folding times for a well-designed sequence using the original MJ interaction matrix: FLISKQINECKEFDLRLGEHSTSCQVK (a, top left), QQLASQHLLTRWNWNMHNPRSIDFQF (b, top right), DVECEVSVQWIQKHFRLTFTIFMYEAD (c, bottom left), and HMKLRSFPSIQVEMRVDFRDLTFIRA (d, bottom right) at their folding transition temperatures. The folding transition temperatures are 1.48, 1.58, 1.68 and 1.75 respectively in units of the MJ interaction matrix. In each case, we consider 21 folding trajectories and show the folding times only when they are shorter than 500 000 000 τ_0 , where τ_0 is a microscopic time scale that takes into account the maximum number of moves from a any of the available conformations. The center set of lines (marked as EU5) correspond to sequences in which the Euclidean distance-based substitution of Figure 1 is implemented. On substitution, the values of T_f become 1.48, 1.68, 1.58 and 1.79 respectively. Note the slight increase in the thermodynamic stability in two of the cases. The top set of lines (marked as WW5) correspond to substitutions recommended by Wang and Wang. Only few of the folding attempts occur within the window of 500 000 000 τ_0 which indicates a significant deterioration in the folding kinetics. The folding transition temperatures are reduced (substantially in two cases). They become 0.31, 1.28, 1.53 and 1.48 respectively.

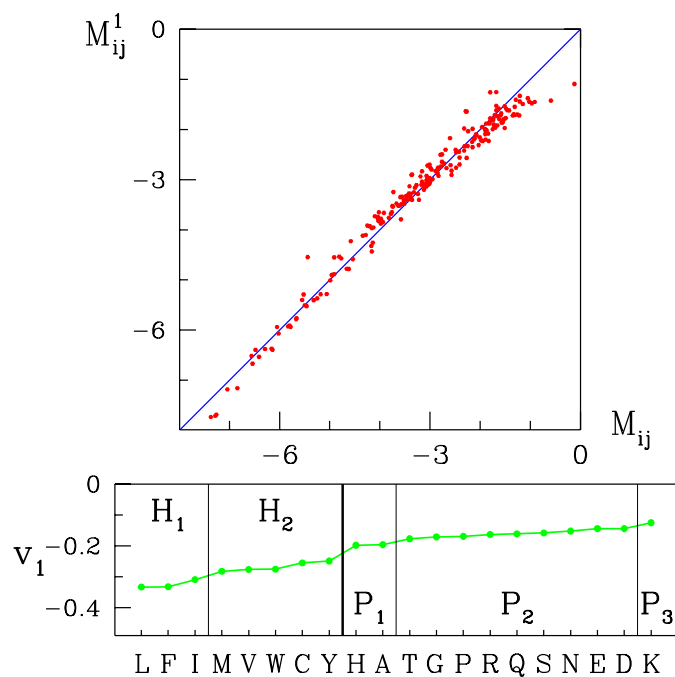


FIG. 4. Top: The approximation M^1 to the MJ matrix, given by eq. 1, is plotted versus the true matrix elements. Bottom: The eigenvector corresponding to the largest eigenvalue of the MJ matrix. The vertical lines indicate partitioning into five groups of Figure 1 as determined by the distance based method. The symbols H_1 and H_2 indicate two hydrophobic groups. P_1 , P_2 , and P_3 indicate three polar groups.