

The operation threshold of a double barrier phonon laser

I. Camps^{a,b,1} S. S. Makler^{c,b}

^a*Physics Faculty - IMRE, University of Havana, Cuba*

^b*Instituto de Física, Universidade Federal Fluminense, Niterói, RJ, Brazil*

^c*Instituto de Física, Universidade Estadual do Rio de Janeiro, RJ, Brazil*

Abstract

We make an adaptation of laser modelling equations to describe the behavior of a phonon laser (saser). Our saser consists of an *AlGaAs/GaAs* double barrier heterostructure designed to generate an intense beam of transversal acoustic (*TA*) phonons. To study our system, we begin with a Hamiltonian that describes the decay of primary longitudinal optical phonons (LO_1) into secondary (LO_2) and *TA* ($LO_1 \rightarrow LO_2 + TA$) and its inverse process (recombination). Using this Hamiltonian, a set of coupled equations of motion for the phonons is obtained. We also consider the interaction between the phonons and its reservoirs. These interactions are introduced in the equations of motion leading to a set of coupled Langevin equations. In order to obtain an expression to describe our saser we apply, in the Langevin equations, an adiabatic elimination of some variables of the subsystem. Following the method above we obtain the value of the injection threshold for the operation of our phonon laser. At this threshold occurs a phase transition from a disordered to a coherent state. It is shown that it is not necessary a big “optical” pumping to get a sasing region.

Key words: A. nanostructures, A. quantum wells, A. semiconductors, D. anharmonicity, D. phonons.

¹ Partially supported by Latin American agency CLAF.

1 Introduction

Sasers are devices capable of producing beams of coherent phonons. Besides the system considered here, several other kinds of such devices were proposed and constructed [1–7].

In recent works [8–13] the kinetics and the dynamical properties of the double barrier phonon laser were discussed. In this paper we study the system from a point of view close to that used in quantum optics to study the onset of the lasing regime. In spite of the fact that the system is far from equilibrium and thus concepts like temperature and chemical potential can not be applied, the process is analogous to a phase transition [14,15]. This transition is not governed by temperature but an energy flux (in this case by the injection rate of primary longitudinal optical LO_1 phonons). We were able to obtain the potential that describes the states of our system and consequently, the threshold value for the coherent transversal acoustic (TA) phonon emission.

The paper is organized as follows. A description of the saser device is presented in section 2. The multimode case is analyzed in section 3. In section 4 the potential that describes our system is obtained. Finally, in section 5 we present our results and conclusions.

2 The system

The phonon laser studied here consists of an $AlGaAs/GaAs$ double-barrier heterostructure (DBH). This device was designed in such a way that, for a small applied bias V , the difference $\Delta\varepsilon$ between the first excited level ε_1 and the ground state ε_0 in the well is less than the longitudinal optical (LO_1) phonon energy $\hbar\omega_1$. For a greater bias the resonant condition $\Delta\varepsilon \approx \hbar\omega_1$ is achieved and the electrons begin to decay to the ground state by emitting primary LO_1 phonons. For an Al concentration greater than 0.25 [16] or 0.3 [17], these phonons are confined inside the well (they can be also absorbed by exciting electrons from ε_0 to ε_1).

The process described above, acts in parallel with the decay of primary LO_1 phonons due to anharmonicity. One of the products of this decay is a secondary longitudinal optical phonon (LO_2), the other is a TA phonon [18]. The LO_2 - TA pair is produced by stimulated emission. Therefore these TA phonons could be coherent and form a beam that it is called saser by analogy with a laser.

The DBH saser beam could be applied to acoustic nanoscopy, phonoelectronics

and phonolitography. This was discussed in more detail in a previous article [8].

The potential profile and the level positions at the resonant condition are shown in figure 1.

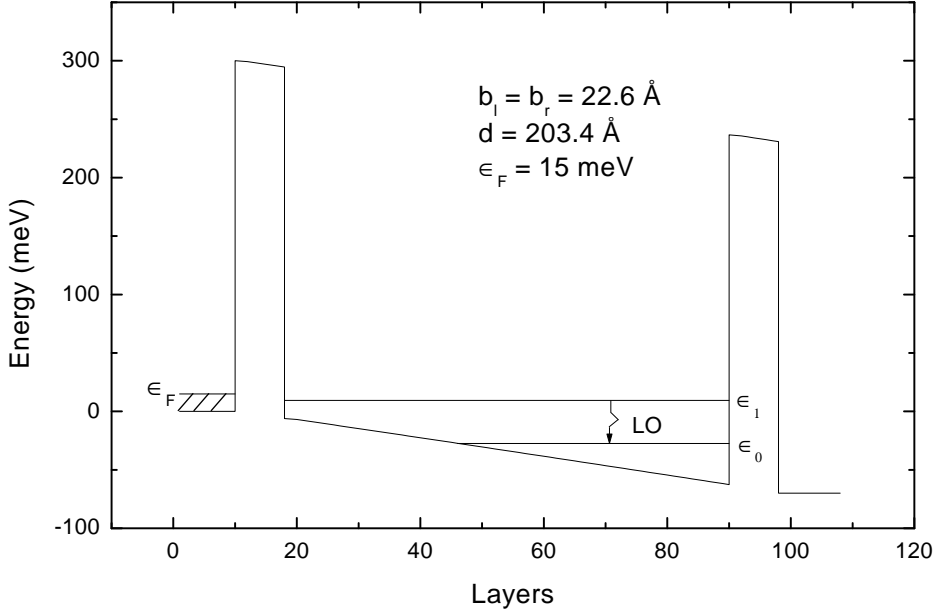


Fig. 1. Potential profile and energy levels at resonant condition. b_l , b_r , d and ϵ_F are respectively the barriers and well widths and the Fermi level at the emitter.

3 The multimode case

The fundamental mechanism in this saser is the generation of the TA phonons due to the decay of primary LO_1 phonons. Therefore, the other processes (i.e., emission-absorption of the LO_1 phonon through electron transitions and the LO_2 phonon decay) are secondary and are taken into account just as a result of the interaction of each phonon with its reservoir.

As the TA phonon emission results from the decay of LO_1 phonons, they could be emitted in many modes, corresponding to the different values of its wave vector \mathbf{q}_3 parallel to the interface.

The number $N_{\mathbf{q}_3}$ of wave vectors parallel to the interface can be estimated as $N_{\mathbf{q}_3} \sim S_0/a^2$, where S_0 is the device area and a is the lattice parameter. For the values used here, $S_0 = 0.5 \cdot 10^{-3} \text{ mm}^2$ and $a = 2.825 \text{ \AA}$, $N_{\mathbf{q}_3}$ is of the order

of $7 \cdot 10^9$. The total number of emitted TA phonons is $\sim 2 \cdot 10^4$ [13], which means that, at the beginning of the phonon emission, the number of phonons per wave vector \mathbf{q}_3 is $\sim 3 \cdot 10^{-6}$. As the applied bias increases, the emission in a particular mode called \mathbf{q}_3^0 grow slowly until a certain threshold value $V = V_{th}$ is reached. For values of V greater than V_{th} , the phonons in that mode are emitted in a coherent way implying that the population $n_{\mathbf{q}_3^0}$ is the only one macroscopically non zero. In this section, the possibility of macroscopically coexistence of more than one mode is studied.

3.1 The Hamiltonian

The Hamiltonian that describes our system can be written as:

$$\mathcal{H} = \hbar\omega_1 \sum_{\mathbf{q}_1} b_{\mathbf{q}_1}^\dagger b_{\mathbf{q}_1} + \hbar\omega_2 \sum_{\mathbf{q}_2} b_{\mathbf{q}_2}^\dagger b_{\mathbf{q}_2} + \hbar\omega_3 \sum_{\mathbf{q}_3} b_{\mathbf{q}_3}^\dagger b_{\mathbf{q}_3} + \hbar\gamma \sum_{\mathbf{q}_1, \mathbf{q}_2, \mathbf{q}_3} \left(b_{\mathbf{q}_1}^\dagger b_{\mathbf{q}_2} b_{\mathbf{q}_3} + b_{\mathbf{q}_1} b_{\mathbf{q}_2}^\dagger b_{\mathbf{q}_3}^\dagger \right), \quad (1)$$

where \mathbf{q}_1 , \mathbf{q}_2 and \mathbf{q}_3 are respectively the LO_1 , LO_2 and TA wave vectors parallel to the interfaces, and must satisfy $\mathbf{q}_1 = \mathbf{q}_2 + \mathbf{q}_3$, $\hbar\omega_i$ ($i = 1, 2, 3$) are the energies of each kind of phonons and γ is the phonon-phonon interaction coefficient.

3.1.1 The Langevin equations

The equations of motion for the operators $n_{\mathbf{q}_i}$ ($n_{\mathbf{q}_i} = b_{\mathbf{q}_i}^\dagger b_{\mathbf{q}_i}$), $b_{\mathbf{q}_2}$, $b_{\mathbf{q}_3}$ are obtained from the Hamiltonian (1). We remark that the saser system is coupled to reservoirs. The LO_1 phonons are coupled through the emission and absorption processes to the electron system. In the case of the LO_2 phonons, they are coupled to the other phonon modes to which they decay, whereas the TA phonons are connected to the other TA phonon modes outside the well. Thus the total Hamiltonian includes, besides the terms shown in equation (1), the interaction with the reservoirs. By using the methods described in references [19,20], the reservoir coordinates can be eliminated leading to the following Langevin equations

$$\frac{dn_{\mathbf{q}_1}}{dt} = -i\gamma \sum_{\mathbf{q}_2, \mathbf{q}_3} \left\{ b_{\mathbf{q}_1}^\dagger b_{\mathbf{q}_2} b_{\mathbf{q}_3} - b_{\mathbf{q}_1} b_{\mathbf{q}_2}^\dagger b_{\mathbf{q}_3}^\dagger \right\} + G_{\mathbf{q}_1} - \Gamma_1 n_{\mathbf{q}_1} + \hat{F}_1, \quad (2)$$

$$\frac{db_{\mathbf{q}_2}}{dt} = -(i\omega_2 + \kappa_2) b_{\mathbf{q}_2} - i\gamma \sum_{\mathbf{q}_1, \mathbf{q}_3} b_{\mathbf{q}_1} b_{\mathbf{q}_3}^\dagger + \hat{F}_2, \quad (3)$$

$$\frac{db_{\mathbf{q}_3}}{dt} = -(i\omega_3 + \kappa_{\mathbf{q}_3})b_{\mathbf{q}_3} - i\gamma \sum_{\mathbf{q}_1, \mathbf{q}_2} b_{\mathbf{q}_1} b_{\mathbf{q}_2}^\dagger + \hat{F}_3, \quad (4)$$

where $G_{\mathbf{q}_1}$ and Γ_1 are the emission and absorption rates for the LO_1 phonons due the interaction with its reservoir (i.e., the electrons), κ_2 is the decay rate of LO_2 phonons, $\kappa_{\mathbf{q}_3}$ is the escape rate of the TA phonons and \hat{F}_i ($i = 1, 2, 3$) are the fluctuation forces. The TA phonons escape rate is different for each mode, thus depending on \mathbf{q}_3 . As we are not interested in studying the statistical properties of the saser, in the following the fluctuation forces will not be considered.

In order to obtain only one equation for the TA phonons, we make the adiabatic approximation in equations (2) and (3). First we replace $b_{\mathbf{q}_1}(t) = \tilde{b}_{\mathbf{q}_1}(t) e^{-i\omega_1 t}$ and $b_{\mathbf{q}_3}(t) = \tilde{b}_{\mathbf{q}_3}(t) e^{-i\omega_3 t}$ in (3). Secondly, we integrate (3) explicitly to get

$$b_{\mathbf{q}_2} = -i\gamma \sum_{\mathbf{q}_1, \mathbf{q}_3} \int_{-\infty}^t e^{-[i(\omega_1 - \omega_2 - \omega_3) + \kappa_2](t-\tau)} \left(\tilde{b}_{\mathbf{q}_1} \tilde{b}_{\mathbf{q}_3}^\dagger \right)_\tau d\tau. \quad (5)$$

Assuming that the relaxation time of the $b_{\mathbf{q}_2}$ phonons is much smaller than the relaxation of $\tilde{b}_{\mathbf{q}_1}$ and $\tilde{b}_{\mathbf{q}_3}^\dagger$, we can take $\tilde{b}_{\mathbf{q}_1} \tilde{b}_{\mathbf{q}_3}^\dagger$ out of the integral in equation (5) obtaining

$$b_{\mathbf{q}_2} = -i\gamma \sum_{\mathbf{q}_1, \mathbf{q}_3} \frac{e^{-i(\omega_1 - \omega_3)t}}{-i\nu + \kappa_2} \tilde{b}_{\mathbf{q}_1} \tilde{b}_{\mathbf{q}_3}^\dagger, \quad (6)$$

where $\nu = \omega_1 - \omega_2 - \omega_3$.

In a similar way, we obtain for $n_{\mathbf{q}_1}$

$$n_{\mathbf{q}_1} = \frac{G_{\mathbf{q}_1}}{\Gamma_1} \left(1 - \frac{\Omega}{\Gamma_1} \sum_{\mathbf{q}_3} n_{\mathbf{q}_3} \right), \quad (7)$$

where

$$\Omega = \frac{2\gamma^2 \kappa_2}{\nu^2 + \kappa_2^2}.$$

Finally, we replace (6) and (7) in (4) and we get, after some manipulations, an equation for the TA phonon populations

$$\frac{dn_{\mathbf{q}_3}}{dt} = (\Omega n_1 - 2\kappa_{\mathbf{q}_3})n_{\mathbf{q}_3}, \quad (8)$$

where $n_1 = \sum_{\mathbf{q}_1} n_{\mathbf{q}_1}$.

Considering as an example only two modes, \mathbf{q}_3^0 and \mathbf{q}_3^1 , we get for the stationary case of equation (8):

$$n_3^0 (\Omega n_1 - 2\kappa_3^0) = 0, \quad (9)$$

$$n_3^1 (\Omega n_1 - 2\kappa_3^1) = 0. \quad (10)$$

If both modes would be present, ($n_3^0 \neq 0$ and $n_3^1 \neq 0$) both parenthesis in (9) and (10) would be zero. This is a contradiction (because $\kappa_3^0 \neq \kappa_3^1$). This contradiction only can be solved if just one mode is present and the other one has died out. Therefore, only a single mode, the one with largest lifetime inside the well and closest to resonance, survives. The former analysis also can be done quite rigorously for many modes.

When the LO_1 decay, the TA phonons are emitted in the [111] direction [21]. The device is grown in this direction, such that the TA phonon beam will make multiple reflections between the walls of the well, implying in large lifetime for these phonons. Indeed, for a small applied bias, the TA phonons are emitted with any wave vector \mathbf{q}_3 . In this regime, the device works as a sound emitting diode (SED). With a further increase in the applied potential, when a certain value of V is reached, the TA phonon distribution on \mathbf{q}_3 become more and more sharp giving place to a phase transition. In this case n_3^0 grows suddenly from about 10^{-6} to about 10^4 . Thus, a great number of TA phonons would have only one mode: $\mathbf{q}_3^0 = 0$ (which imply $\mathbf{q}_1 = \mathbf{q}_2$). This mode will survive and slave the others, making the system to self-organize and emit just in this mode.

4 The single mode case

In order to get the threshold for which n_3^0 begins to be macroscopically non zero, we must first obtain an equation for the amplitude of the single mode b_3^0 that slaves the system. To do that, we make the same approximations as described in the previous section. The equation obtained for b_3^0 is

$$\frac{db_3}{dt} = \left(\frac{\gamma^2}{\Gamma_1 \kappa_2} G_1 - \kappa_3 \right) b_3^0 - 2G_1 \left(\frac{\gamma^2}{\Gamma_1 \kappa_2} \right)^2 b_3^{0\dagger} b_3^0 b_3^0, \quad (11)$$

where $G_1 = \sum_{\mathbf{q}_1} G_{\mathbf{q}_1}$.

The right-hand side of (11) can be obtained from the potential:

$$U_c(b_3^0) = \alpha |b_3^0|^2 + \beta |b_3^0|^4, \quad (12)$$

with

$$\alpha = \kappa_3 - \frac{\gamma^2}{\Gamma_1 \kappa_2} G_1, \quad \beta = G_1 \left(\frac{\gamma^2}{\Gamma_1 \kappa_2} \right)^2,$$

such that

$$\frac{db_3^0}{dt} = - \frac{dU_c(b_3^0)}{db_3^0}. \quad (13)$$

The expressions for the parameters G_1 and Γ_1 are [13]

$$\Gamma_1 = w(N_0 - N_1), \quad G_1 = wN_1.$$

where w is the electron transition rate and N_0 and N_1 are respectively the electron populations of the fundamental and excited levels.

The shape of the potential (12) is similar to that obtained in the Ginzburg-Landau phase transition theory. For $\alpha > 0$ the potential has a minimum at $n_3^0 = 0$ ($n_3^0 = |b_3^0|^2$). In the case of $\alpha < 0$, the minimum is obtained for $n_3^0 \neq 0$. The transition from $\alpha > 0$ to $\alpha < 0$ is due to the competition between processes of gain, with a rate $G_1 \frac{\gamma^2}{\Gamma_1 \kappa_2}$ and losses, with a rate κ_3 . The threshold is attained when $\alpha = 0$, i.e., $G_1 = \frac{\Gamma_1 \kappa_2 \kappa_3}{\gamma^2}$.

5 Results and Conclusions

The parameters used in our calculation are: the escape rate of TA phonons $\kappa_3^0 = 0.05 \text{ ps}^{-1}$, estimated from its group velocity near the L point of the Brillouin zone, the decay rate of the LO_2 phonons $\kappa_2 = 20 \text{ ps}^{-1}$ (by assuming a small stimulated decay) and the phonon-phonon interaction coefficient $\gamma = 0.5 \text{ ps}^{-1}$ calculated in reference [22] following the work of Klemens [23]. The decay rate γ_0 obtained from this value is in agreement with the experimental result of Vallée [18]. The values of G_1 and Γ_1 depend on the LO_1 phonon emission rate w and on the electron populations N_0 and N_1 that were calculated in reference [13] by solving the kinetic equations.

The total generation rate of the LO_1 phonons G_1 , depends on the applied bias V (i.e., it turns out from electron transitions that are V dependent [13]).

Thus, the applied bias is the external parameter that control the intensity of the saser emission.

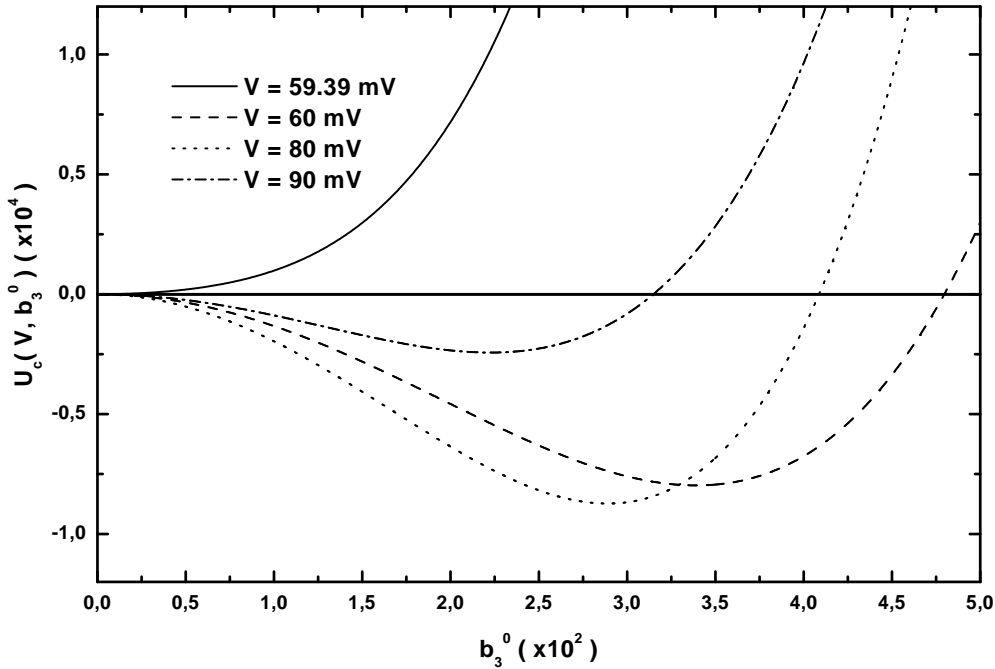


Fig. 2. The potential U_c as a function of the TA phonon amplitude for different values of the applied bias.

In figure 2, the potential (12) is plotted as a function of the TA phonon amplitude for different values of the applied bias V . As it can be seen, for $V > V_{th} = 59.4 \text{ mV}$ this potential has different minima for different values of V . These minima represent the stable points b_3^s of the system.

In figure 3 the stable points are plotted as function of V . The solid line represents the n_3^s calculated in this work. The dashed line is the TA phonon population calculated in a previous work from the kinetic equations [13].

Figure 4 shows a comparison in the region where the TA generation begins (dashed region in figure 3). From this comparison two conclusions arise. First, as it can be seen (solid line), the TA coherent emission does not start until a certain threshold of the applied bias is reached. At V_{th} the LO_1 emission rate G_1 is of the order of 279 ps^{-1} and the total TA phonon population n_3 is ~ 4658 , whereas $n_3^s = 0$. The TA phonons generated for a bias greater than V_{th} are coherent. Secondly, our previous calculations [13], even without considering the self-organization process, gave results that agree quite well with those presented here. This results show that the coherent emission occurs immediately after the condition of LO_1 phonon emission is reached. That means that it is not necessary a big “optical” pumping to get a sasing region. In

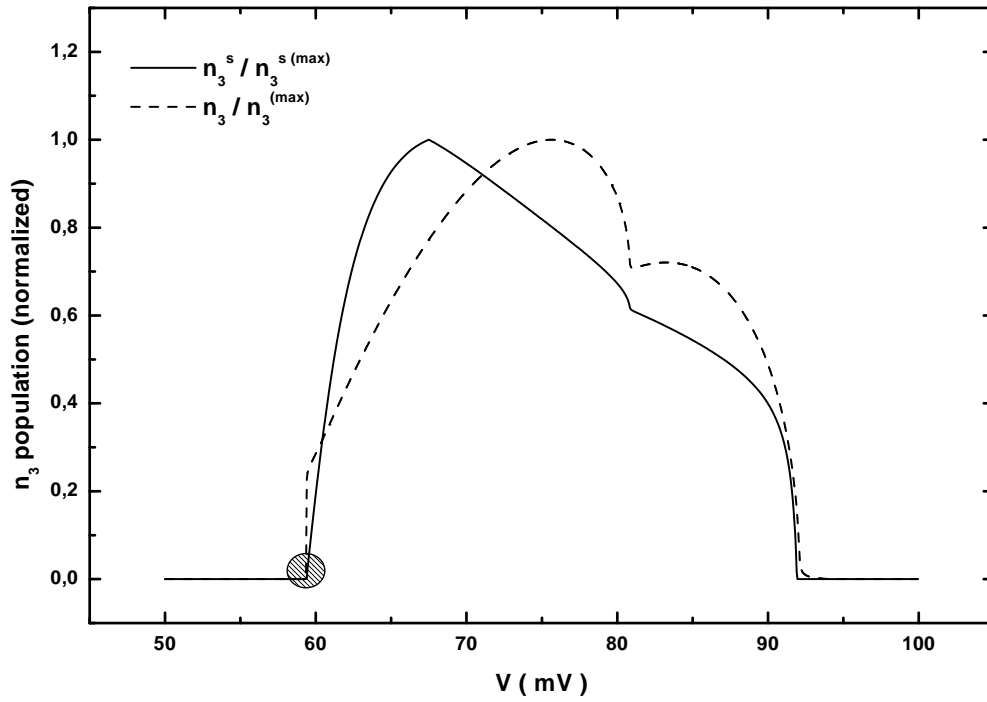


Fig. 3. The solid line shows the result for the *coherent* mode population obtained here (the minima of the previous figure), whereas the dashed line shows the *total TA* phonon population obtained from the kinetic equations [13].

summary, we show in this work that the *TA* phonons, produced by stimulated emission, constitute a coherent phonon beam in the parameter region discussed above.

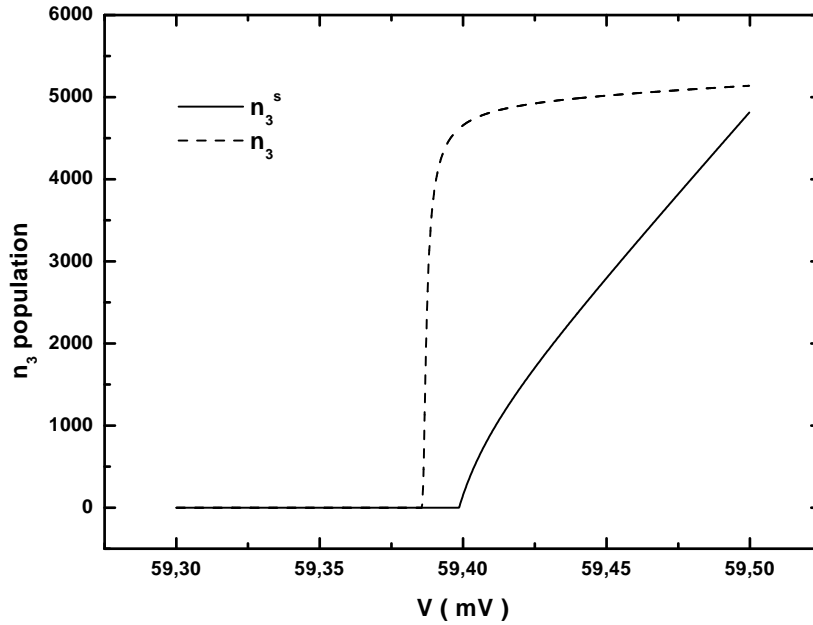


Fig. 4. The dashed region in figure 3 is shown in detail. We can see that the TA emission process begins incoherent. It becomes coherent when the injection rate of phonons LO_1 is $G_1 \geq \frac{\Gamma_1 \kappa_2 \kappa_3}{\gamma^2}$.

References

- [1] P. A. Fokker, J. I. Dijkhuis, and H. W. de Wijn, “Stimulated emission of phonons in an acoustical cavity,” *Phys. Rev. B*, vol. 55, no. 5, pp. 2925 – 2933, Feb. 1997.
- [2] P. A. Fokker, R. S. Meltzer, Y. P. Wang, J. I. Dijkhuis, and H. W. de Wijn, “Suppression of stimulated phonon emission in ruby by a magnetic-field gradient,” *Phys. Rev. B*, vol. 55, no. 5, pp. 2934 – 2937, Feb. 1997.
- [3] J. Y. Prieur, R. Höhler, J. Joffrin, and M. Devaud, “Sound amplification by stimulated emission of radiation in an amorphous compound,” *Europhys Lett.*, vol. 24, no. 5, pp. 409 – 414, Nov. 1993.
- [4] J. Y. Prieur, M. Devaud, J. Joffrin, C. Barre, and M. Stenger, “Sound amplification by stimulated emission of phonons using two-level systems in glasses,” *Physica B*, vol. 220, pp. 235 – 238, Apr. 1996.
- [5] S. T. Zavtrak, “Acoustic laser with dispersed particles as an analog of a free-electron laser,” *Phys. Rev. E*, vol. 51, no. 3, pp. 2480 – 2484, Mar. 1995.
- [6] S. T. Zavtrak, “Acoustical laser with mechanical pumping,” *J. Acoust. Soc. Amer.*, vol. 99, no. 2, pp. 730 – 733, Feb. 1996.

- [7] Andrew Watson, “Pump up the volume,” *New Scientist*, pp. 37 – 40, Mar. 1999.
- [8] S. S. Makler, M. I. Vasilevskiy, E. V. Anda, D. E. Tuyarot, J. Weberszpil, and H. M. Pastawski, “A source of terahertz coherent phonons,” *J. of Phys. Cond. Matt.*, vol. 10, no. 26, pp. 5905 – 5921, Jul. 1998.
- [9] S. S. Makler, D. E. Tuyarot, E. V. Anda, and M. I. Vasilevskiy, “Ultra-high-frequency coherent sound generation in resonant tunneling,” *Surf. Sci.*, vol. 362, no. 1–3, pp. 239 – 242, 1996.
- [10] D. E. Tuyarot, S. S. Makler, E. V. Anda, and M. I. Vasilevskiy, “Double-barrier coherent sound generator: a new device,” *Superlatt. Microstruct.*, vol. 22, no. 3, pp. 427 – 430, 1997.
- [11] J. Weberszpil, S. S. Makler, E. V. Anda, and M. I. Vasilevskiy, “A many body study of the SASER dynamics,” *Microelectron. Eng.*, vol. 43 – 44, pp. 471 – 479, Aug. 1998.
- [12] I. Camps, S. S. Makler, and E. V. Anda, “A quantum formalism for a terahertz acoustic laser,” *Braz. J. of Phys.*, vol. 29, no. 4, pp. 694 – 701, 1999.
- [13] S. S. Makler, I. Camps, J. Weberszpil, and D. E. Tuyarot, “A double-barrier heterostructure generator of terahertz phonons: many-body effects,” *J. of Phys. Cond. Matt.*, vol. 12, no. 13, pp. 3149 – 3172, Apr. 2000.
- [14] H. Haken, “Cooperative phenomena in systems far from thermal equilibrium and in nonphysical systems,” *Rev. Mod. Phys.*, vol. 47, no. 1, pp. 67 – 121, Jan. 1975.
- [15] H. Haken, *Synergetics. An Introduction. Nonequilibrium Phase Transitions and Self-Organization in Physics, Chemistry and Biology*, Springer Series in Synergetics. Springer-Verlag, Berlin, third edition, 1983.
- [16] B. Jusserand, F. Mallot, J. M. Moison, and G. Leroux, “Atomic-scale roughness of GaAs/AlAs interfaces. A Raman-scattering study of asymmetrical short-period superlattices,” *Appl. Phys. Lett.*, vol. 57, no. 6, pp. 560 – 562, Aug. 1990.
- [17] J. M. Jacob, D. M. Kim, A. Bouchalkha, J. J. Sony, J. F. Klem, H. Hou, C. W. Tu, and H. Morkoç, “Spatial characteristic of GaAs, GaAs-like, and AlAs-like LO phonons in GaAs- $Al_xGa_{1-x}As$ superlattices. The strong x-dependence,” *Sol. State Comm.*, vol. 91, no. 9, pp. 721 – 724, Sep. 1994.
- [18] F. Vallée and F. Bogani, “Coherent time-resolve investigation of LO-phonon dynamics in GaAs,” *Phys. Rev. B*, vol. 43, no. 14, pp. 12 049 – 12 052, May 1991.
- [19] Claude Cohen-Tannoudji, Jacques Dupont-Roc, and Gilbert Grynberg, *Atom-Photon Interactions*, John Wiley & Sons, Inc., New York, 1992.
- [20] Ulrich Weiss, *Quantum dissipative systems*, vol. 10 of *Series in Modern Condensed Matter Physics*, World Scientific Publishing, P O Box 128, Farrer Road, Singapore 912805, second edition, 1999.

- [21] F. Vallée, “Time resolved investigation of coherent LO-phonon relaxation in III-V semiconductors,” *Phys. Rev. B*, vol. 49, no. 4, pp. 2460 – 2468, Jan. 1994.
- [22] I. Camps and S. Makler, “The terahertz phonon laser: a full quantum treatment,” submitted for publication.
- [23] P. G. Klemens, “Anharmonic decay of optical phonons,” *Phys. Rev.*, vol. 148, no. 2, pp. 845 – 848, Aug. 1966.