

Single hole spectral function and spin-charge separation in the $t - J$ model

A. S. Mishchenko^{1,2}, N. V. Prokof'ev³, and B. V. Svistunov^{2,3}

¹ *Correlated Electron Research Center, Tsukuba 305-0046, Japan*

² *Russian Research Center "Kurchatov Institute", 123182 Moscow, Russia*

³ *Department of Physics, University of Massachusetts, Amherst, MA 01003, USA*

Worm algorithm Monte Carlo simulations of the hole Green function with subsequent spectral analysis were performed for $0.1 \leq J/t \leq 0.4$ on lattices with up to $L \times L = 32 \times 32$ sites at temperature as low as $T = J/40$, and present, apparently, the hole spectral function in the thermodynamic limit. Spectral analysis reveals a δ -function-sharp quasiparticle peak at the lower edge of the spectrum which is incompatible with the power-law singularity and thus rules out the possibility of spin-charge separation in this parameter range. Spectral continuum features two peaks separated by a gap $\sim 4 \div 5 t$.

PACS numbers: 71.10.fd; 74.20.Mn; 71.10.Pm

For almost four decades the problem of hole dynamics in magnetic systems has attracted constant interest with applications ranging from properties of charge carriers in magnetic semiconductors and insulators^{1,2} to vacancies in solid ³He³. The research in this area exploded with the discovery of high temperature superconductors in cuprates, where superconductivity appears upon light doping of AFM insulators. Despite an enormous theoretical effort over the years and quite a variety of treatments (for reviews, see, e.g., Ref. 4) a complete solution of this inherently strong-coupling problem still does not exist, especially in the most interesting region of $t > J$, where J is the exchange coupling constant and t is the hopping matrix element in the $t - J$ Hamiltonian

$$H = -t \sum_{\langle ij \rangle, s} c_{is}^\dagger c_{js} + J \sum_{\langle ij \rangle} \left(\mathbf{s}_i \cdot \mathbf{s}_j - \frac{1}{4} n_i n_j \right). \quad (1)$$

Here $c_{j\sigma}$ is projected (to avoid double occupancy) fermion annihilation operator, $n_i = \sum_s c_{is}^\dagger c_{is} \neq 2$ is the occupation number, $\mathbf{s}_i = \sum_{ss'} c_{is}^\dagger \sigma_{ss'} c_{is'}$ is spin-1/2 operator, and $\langle ij \rangle$ denote nearest neighbor sites of the 2D square lattice.

The central problem in the hole dynamics is whether or not its spin and charge degrees of freedom separate. The standard way to answer this question is to study the spectral function $A_{\mathbf{p}}(\omega) = -\pi^{-1} \text{Im} G_{\mathbf{p}}(\omega)$, where $G_{\mathbf{p}}(\omega)$ is the hole Green function. If there is an elementary excitation associated with the hole, the spectral function is supposed to feature a peak at the lower edge of the spectrum. What is crucial, however, is not the presence of the peak itself, but its functional form⁵. Within the self-consistent Born approximation scheme (SCBA)⁷ one finds finite overlap between the bare hole and low-energy quasiparticle states, which means that the peak is δ -functional and the hole is described as coherently propagating spin-polaron in the nearly ordered antiferromagnetic (AFM) background (with vanishing scattering at low temperature due to small density of spin waves)⁷.

In contrast to that, various resonating-valence-bond (RVB) descriptions and Anderson's general arguments

about breakdown of the Fermi-liquid picture in the system with no-double-occupancy constraint (see, e.g., Ref. 8) strongly suggest that power-law singularity, which is indicative of spin-change separation scenario, might be the case (there is even a claim that the quasiparticle weight Z should be rigorously zero⁹). To make the issue more confusing, angle resolved photoemission spectroscopy experiments^{10,11} show very broad maximum in $A(\omega)$ which can be considered both as the quasiparticle peak with anomalously large broadening or as the evidence for composite nature of quasiparticles¹².

The quasiparticle picture was supported by exact calculations on small clusters^{4,13,14}, but system sizes (up to 32 sites) were too small to perform finite-size scaling. Variational calculations, Green function Monte Carlo and density matrix renormalization group studies were mostly concerned with the dispersion law $\epsilon_{\mathbf{k}}$ (lowest energy in a given momentum sector). Large scale simulations of the imaginary time Green function $G_{\mathbf{k}}(\tau)$ were performed recently using a combination of the loop-cluster Monte Carlo method for the AFM state and hole evolution in the fixed space-time spin background¹⁵. This method works only for relatively large exchange $J > 0.6 t$, since magnetic background is simulated *without* the hole and polaron-type distortions have to be accounted for as quantum fluctuations *before* the hole is introduced. For $J/t < 0.6$ the error bars in $G_{\mathbf{k}}(\tau)$ are too large for reliable spectral analysis (see below).

To summarize, we still lack evidence that for small J the quasiparticle weight remains finite in the thermodynamic limit and the lowest peak has nothing to do with the power-law singularity. We thus find it important to rule out the possibility that t - J model may explain the data of Refs. 10,11 (as suggested by Ref. 9), so that extensions of the model such as t' and t'' terms¹⁶ or frustrating exchange couplings are proven necessary.

Speaking classically, moving hole breaks AFM bonds and thus its energy increases linearly with the travel distance^{2,17} (this consideration, or the string-potential picture, is most appropriate for the $t - J_z$ model). It is believed that the ground energy scaling $E_{\mathbf{k}_0} \sim J^{2/3}$ [where

$\mathbf{k}_0 = (\pi/2, \pi/2)$ and excitation spectrum are described by the string-potential picture^{7,4,18,13,15}, and transverse spin fluctuations do not “erase” strings completely. In the limit of small J the theory predicts that several resonances in $A(\omega)$ have to be seen with the peak positions being strictly related to the eigenvalue properties of Airy functions. Early exact diagonalization studies on clusters 4×4 attributed two peaks above the ground state to string resonances, however later studies on larger clusters^{14,13} were not able to detect the second resonance, and the spectral function was showing strong size dependence. What happens at small J in the thermodynamic limit remains an open question.

In this letter we present results for $G_{\mathbf{k}}(\tau)$ and $A_{\mathbf{k}}(\omega)$ obtained from Monte Carlo simulations on systems with 16×16 and 32×32 sites and at temperatures as low as $T/J = 0.025$ (for the largest system size) using continuous-time Worm algorithm²⁰ in combination with the recently developed spectral analysis which is capable of resolving infinitely sharp features in $A(\omega)$ ²¹. The method itself is free from any systematic errors, and we were unable to detect finite-size corrections in our data; thus, we believe, our results describe correctly the thermodynamic limit. In the parameter range studied $0.1 \leq J/t \leq 0.4$, the lowest peak in $A_{\mathbf{k}_0}(\omega)$ is a δ -function within the resolution limit of order of $0.01 \div 0.03 t$, which means that our quasiparticle is the spin-polaron. For the excitation spectrum we observe two well-separated peaks for all values of J . The ground state energy scaling does follow the $J^{2/3}$ law predicted by the string-potential theory. Although we were unable to resolve individual string resonances, we believe that their combined effect is seen as the first peak in the spectral continuum since its position also scales as $J^{2/3}$. The high-energy peak is roughly at a constant distance $\sim 5t$ from the ground state.

Worm algorithm is based on the idea that world-line configurations of spins and the hole are updated through the space-time motion of the creation and annihilation operators. In Fig. 1 and Fig. 2 we show the typical configuration of the Heisenberg AFM with the hole, and Monte Carlo updates which apply to it. Physical configurations contributing to the hole Green function are those which have no spin end points (denoted by filled circles).

Since the world-line representation is based on the expansion of the statistical evolution operator $e^{-H/T}$ in powers of t and J it suffers from the sign problem which first appears in order $t^2 J^3$ (see Fig. 3). It is worth noting that if not for the sign problem, spin-charge separation can be ruled out by the analysis of world-line configurations. Let the hole be created by $c_{i\downarrow}$ operator. If spin charge separation does take place, one should see, following the evolution of the system configuration in imaginary time, an extra spin density leaving the hole creation site and going into the bulk. i.e., the world-line density far from the hole should increase. At $T = 0$ the AFM ground state is ordered (as opposite to the spin liquid state) and the minimal possible change in the world-line density is equivalent to having exactly one extra world

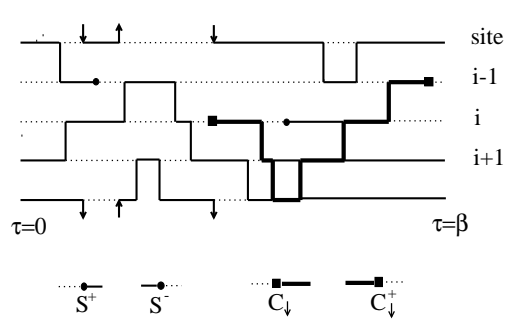


FIG. 1. World-line configuration describing quantum AFM with the hole; solid (dotted) lines correspond to spin up (down) states and the bold line describes the hole. Arrows indicate how periodic boundary conditions are used.

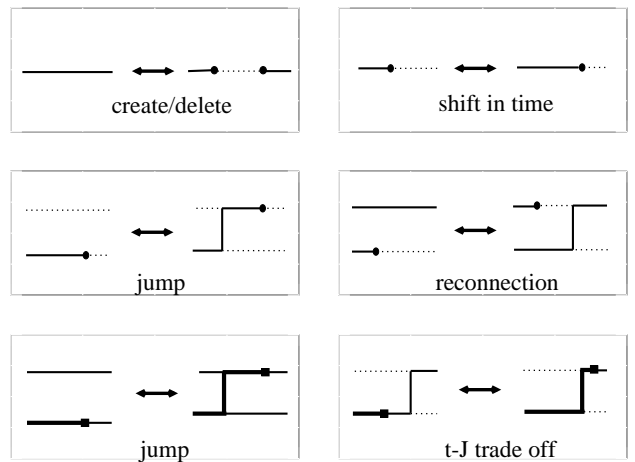


FIG. 2. Elementary Monte Carlo updates which form an ergodic set. We show updates for s^+ and c_{\uparrow}^{\dagger} end points only since procedures for s^- and c_s^{\dagger} , c_s are identical up to a change of notations (i.e., using proper incoming and outgoing lines).

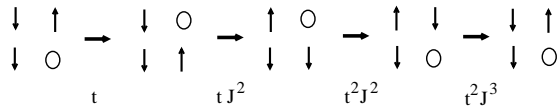


FIG. 3. The lowest order (in t and J) identical transformation leading to the sign problem: Corresponding graphical element changes the sign of the configuration.

line, which can be traced out and interpreted as spin-1 magnon excitation. We may now construct an operator which has finite overlap with the quasiparticle excitation as a product $s^- c_{\downarrow}$, where s^- is added to cancel the extra magnon in the bulk. However, up to a single hopping transition the above composite operator is identical to c_{\uparrow} , and we conclude that holes are good quasiparticles in contradiction with original assumption (probably rephrasing the proof of Ref. 7).

However, in the presence of the sign problem the above consideration should be taken with extreme caution. It may turn out that ordered world-line configurations compensate each other completely and single-configuration conclusions are misleading, as suggested in Ref. 9 where hole-related sign problem is called the “irreparable phase string effect” and argued to cause spin-charge separation.

The sign problem implies that we may not calculate $G(\tau)$ reliably over long time scales and have to restrict our simulation to $t\tau < 3 \div 4$ to suppress sign fluctuations by larger statistics. Fortunately, on this time scale $G_{\mathbf{k}}(\tau)$ is already in its asymptotic regime and the data are sufficiently accurate to reveal the ground state properties. Formally, calculations are done at finite T but its value is more than an order of magnitude smaller than the energy of the lowest magnon state in a given system size. For each value of J the calculation time was about 2 weeks on a PIII-600 workstation.

In Fig. 4 we show simulated $G_{\mathbf{k}_0}(\tau)$ for $J/t = 0.4$ and the asymptotic law $Z_{\mathbf{k}_0}e^{-E_{\mathbf{k}_0}\tau}$ with the quasiparticle weight and ground state energy obtained from the weight and position of the δ -peak in $A_{\mathbf{k}_0}(\omega)$. Note, that for small values of J the data have to be very accurate to describe correctly how $G(\tau)$ approaches its asymptotic behavior $G_{\mathbf{k}_0} \rightarrow Z_{\mathbf{k}_0}e^{-E_{\mathbf{k}_0}\tau}$. Error bars are shown but are smaller than the symbol size (the relative accuracy is better than 10^{-2} even for points with the largest τ where the sign problem was the most severe).

The spectral analysis of $G_{\mathbf{k}_0}(\tau)$ was done using stochastic optimization procedure developed earlier for the polaron problem. $A(\omega) = N^{-1} \sum_{i=1}^N A_i(\omega)$ is obtained as an average over spectral densities which optimize deviations between $G(\tau)$ and $\int d\omega e^{-\omega\tau} A_i(\omega)$. The parameter space of $A_i(\omega)$ is defined by the step-wise constant functions, which, in particular, includes infinitely sharp peaks and is not associated with any pre-defined set of frequencies²¹ (it is known that δ -peaks can not be handled satisfactorily by the maximum entropy method^{15,22}).

In Fig. 5 we show our results for $A_{\mathbf{k}_0}(\omega)$ calculated at points $J/t = 0.4, 0.2, 0.1$. We clearly see a δ -sharp peak at the lower edge of the spectrum. The structure of this peak is incompatible with the power law singularity since its width is smaller than the lowest magnon excitation in our system [for $J/t = 0.4$ the quasiparticle peak width is only $0.01 t$ (!) while the natural scale for the power law is set by J]. This is the central result of our paper which conclusively rules out spin-charge separation scenario for the single hole dynamics in the $t - J$ model and confirms finite quasiparticle weight in the thermodynamic limit. To verify that finite-size and finite-temperature corrections are negligible we performed long time simulations in a 32×32 lattice at temperature $T = J/40$ for $J/t = 0.2$, but within the error bars $G(\tau)$ was indistinguishable from the result obtained for $L = 16$ and $T = J/20$.

Unfortunately, the ill-defined problem of numeric analytic continuation does not allow to study fine structures

in the spectral density, especially if they are “screened” by low- and high-frequency peaks. (The low-frequency

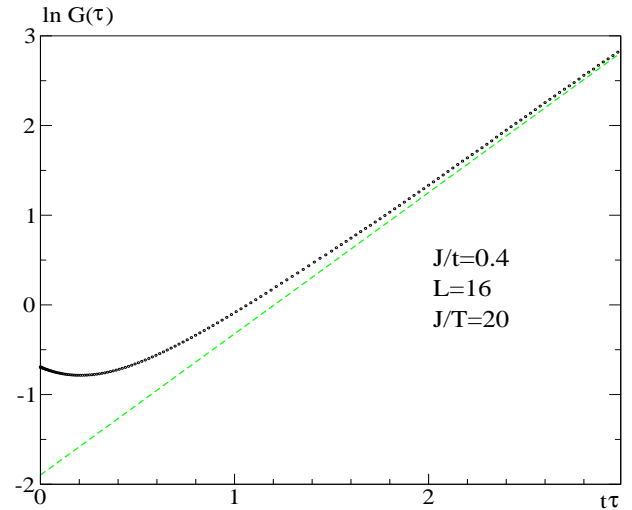


FIG. 4. $G_{\mathbf{k}_0}(\tau)$ (circles) and the asymptotic line $Z_{\mathbf{k}_0}e^{-E_{\mathbf{k}_0}\tau}$ (dashed) for $J/t=0.4$.

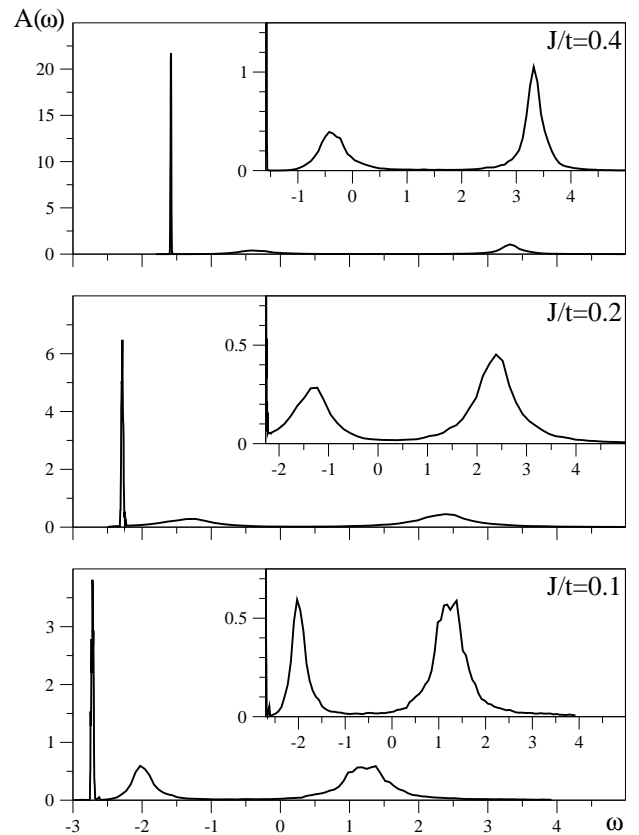


FIG. 5. Spectral functions for $J/t = 0.4, 0.2$ and 0.1 . Frequency is measured in units of t and the integral $\int d\omega A(\omega)$ is normalized to unity. These spectra were obtained for the 16×16 lattice at $T = J/20$.

peak is fixed by the asymptotic long-time behavior of

$G(\tau)$, while the high-frequency peak is fixed by the short-time decay of $G(\tau)$ where the data are extremely accurate.) Our tests show that multiple peaks in the middle can not be resolved by spectral analysis even when we use analytically exact $G(\tau)$ data. It means that the absence of multiple string resonances above the ground state in our results for $A(\omega)$ *may not* be considered as a proof that string potential picture fails in quantum case. We would rather consider the second peak as a “course grain” description of spectral density at intermediate energies. However, if string excitations do exist, their combined effect should be seen as the $J^{2/3}$ scaling law for the peak position. In Fig. 6 we plot peak positions as functions of $(J/t)^{2/3}$ for $0.1 \leq J/t \leq 1.2$ with error bars obtained as peak half-widths. We conclude that for the second peak the scaling law is obeyed within the error bars. The high-energy peak stays roughly at a constant distance from the ground state, and clearly the physics behind it is different.

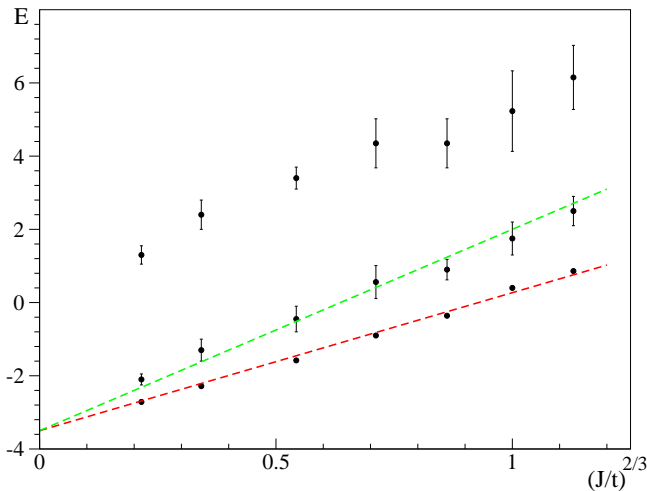


FIG. 6. Peak positions as functions of $(J/t)^{2/3}$. Data points for $J > 0.4$ were taken from Ref. [15] (for $J = 0.4 t$ the second peak was not resolved in Ref. [15] because of large error bars in $G(\tau)$). The two lines are fits $y(x) = a + b(J/t)^{2/3}$ with $a = -3.5 t$, $b = 3.77 t$ for the ground state, and $b = 5.5 t$ for the first peak in continuum.

We thank O. Ruebenacker, P. Stamp, and V. Kashurnikov for valuable discussions. This work was supported by the National Science Foundation under Grant DMR-0071767.

¹ P.G. de Gennes, Phys. Rev. **118**, 141 (1960); N. Nagaoka, Phys. Rev. **147**, 392 (1966).

² L.N. Bulaevskii, E.L. Nagaev, and D.I. Khomskii,

Sov. JETP **27**, 836 (1968);

E.L. Nagaev, *Physics of Magnetic Semiconductors*, Mir, Moscow (1979); W.F. Brinkman and T.M. Rice, Phys. Rev. B **2**, 1324 (1970).

³ A.F. Andreev, Sov. JETP Lett. **24**, 564 (1976);

G. Montambaux, M. Heritier, and P. Lederer, J. Low Temp. Phys. **47**, 39 (1982);

P. Kumar and N.S. Sullivan, Phys. Rev. Lett. **55**, 963 (1985); Phys. Rev. B **35**, 3162 (1987).

⁴ E. Manousakis, Rev. Mod. Phys. **63**, 1 (1991);

E. Dagotto, Rev. Mod. Phys. **66**, 763 (1994).

⁵ As an example, compare $A(\omega)$ in 1D and 3D cases: 1D electrons have vanishing overlap with low-energy quasiparticle states and their spectral function has a power-law singularity⁶ $\sim (\omega - \epsilon_{\mathbf{k}})^{1-\nu}$ with $\nu > 0$, while in the 3D Fermi liquid quasiparticles have finite overlap with bare electrons and $A(\omega)$ features a δ -peak.

⁶ I.E. Dzyaloshinskii and A.I. Larkin, Sov. Phys. JETP, **38**, 202 (1974); A. Luther and I. Peschel, Phys. Rev. B **9**, 2911 (1974); A. Parola and S. Sorella, Phys. Rev. B, **45**, 13156 (1992); R. Hayn and R.O. Kuzian, cond-mat/0005462.

⁷ S. Schmitt-Rink, C.M. Varma, and A.E. Ruckenstein,

Phys. Rev. Lett. **60**, 2793 (1988);

C.L. Kane, P.A. Lee, and N. Read, Phys. Rev. B **39** 6880 (1988);

F. Marsiglio *et al.*, Phys. Rev. B **43**, 10882 (1991);

G. Martinez and P. Horsch, Phys. Rev. B **44**, 317 (1991);

Z. Liu and E. Manousakis, Phys. Rev. B **45**, 2425 (1992);

ibid. **51**, 3156 (1995).

⁸ P.W. Anderson, *The theory of superconductivity in the high- T_c cuprates*, Princeton Univ. Press (1997).

⁹ D.N. Sheng, Y.C. Chen, and Z.Y. Weng, Phys. Rev. Lett., **77**, 5102 (1996); Z.Y. Weng *et al.*, Phys. Rev. B **55**, 3894 (1997); cond-mat/0008346.

¹⁰ B.O. Wells *et al.*, Phys. Rev. Lett. **74**, 964 (1995); C. Kim *et al.*, Phys. Rev. Lett. **80**, 4245 (1998).

¹¹ F. Ronning *et al.*, Science. **282**, 2067 (1998).

¹² R.B. Laughlin, Phys. Rev. Lett. **79**, 1726 (1997)

¹³ P. Béran, D. Poilblanc, and R.B. Laughlin, Nuc. Phys. B, **473**. 707 (1996).

¹⁴ D. Poilblanc, H.J. Schultz, and T. Ziman, Phys. Rev. B **47**, 3273 (1993). P.W.Leung and R.J. Gooding, Phys. Rev. B **52**, R15711 (1995).

¹⁵ M. Brunner, F.F. Assaad, and A. Muramatsu, cond-mat/0002321.

¹⁶ T.K. Lee and C.T. Shih, Phys. Rev. B **55**, 5983 (1997); G.B. Martins, R. Eder, and E. Dagotto, Phys. Rev. B **60**, R3716 (1999);

T. Tohyama *et al.*, J. Phys. Soc. Jpn., **69** 9 (2000).

¹⁷ B. Shraiman and E. Siggia, Phys. Rev. Lett. **60**, 740 (1988).

¹⁸ Z. Liu and E. Manousakis, Phys. Rev. B **45**, 2425 (1992).

¹⁹ S. White and I. Affleck, cond-mat/0011098.

²⁰ N.V. Prokof'ev, B.V. Svistunov, and I.S. Tupitsyn, Phys. Lett. A, **238**, 253 (1998); Sov. Phys. JETP **87** 310 (1998).

²¹ A.S. Mishchenko, N.V. Prokof'ev, A. Sakamoto, and B.V. Svistunov, Phys. Rev. B, **62**, 6317, (2000).

²² M. Jarrell and J. Gubernatis, Phys. Rep., **269**, 133 (1996).