

Correlation mechanism of the f -electron delocalization.

U. Lundin, I. Sandalov, O. Eriksson, and B. Johansson

Dept. of Physics, Uppsala University, Box 530, SE-751 21 Uppsala, Sweden

(October 25, 2018)

The mechanism of f -electron delocalization is investigated within the multi-orbital Anderson lattice model by means of diagrammatic perturbation theory from the atomic limit. The derived equations couple the intra-atomic transition energies, their spectral weights and population numbers of the many-electron states. Its self-consistent solution for praseodymium metal shows that the delocalization can be caused by external pressure via a resonant mixing of f - and conduction electrons in the vicinity of the Fermi surface. It is also found that: 1. An increase of mixing leads to a decrease of the physical values of the Hubbard interactions, U^* , the reduction, however, is small. 2. The initial Hubbard U is split by renormalization into a set of different physical values of $U_{i,j}^*$. 3. The gain in cohesive energy together with the f -sum rule cause a transfer of spectral weight, which is decisive for the delocalization of f -electrons. 4. The correlated Fermionic quasi particles have their bandwidth slightly reduced compared to the ones obtained by means of the Kohn-Sham equation.

I. INTRODUCTION

Published as: Phys. Rev. B 62, 16370 (2000-II).

The correct treatment of the local charge density built into the density functional method of *ab initio* band structure calculations, particularly in the local (spin) density approximation (LDA), provides a remarkably good description of those materials where the energy structure of the ions, established by the intra-atomic Coulomb interactions, is strongly modified by the band formation. If this condition is not fulfilled, like in many materials containing d - or f -electrons, the band structure method is insufficient. The parameter which determines if the material belongs to this class of strongly correlated systems (SCES) is the ratio W/U , where W is the bandwidth and U is the parameter describing the Coulomb repulsion between d - or f -electrons. There are a number of different suggestions of how to treat the failure of the LDA method. Also, at least three different definitions of the parameter U in use. The first one was introduced by Hubbard¹ as the Coulomb integral calculated between the wave functions of the corresponding d -, or f -shells. Hubbard also discussed the importance of screening effects on U . This is mainly the Slater F^o integral ($U_1=F^o$ is commonly used). The second definition, which comes from the formulation of the s -band Hubbard model, is $U_2=[E_{n+1}-E_n]-[E_n-E_{n-1}]$, where E_n is the energy of a $d(f)$ -atom with n electrons in the shell. An uncertainty exists also within this definition. The recipe used in the so-called LDA+ U method² consists of calculation of the energies E_{n-1} and E_{n+1} of an atom either within an impurity-type or super cell approach. The results are then depending on where, and from where, the electron is removed, the degree of relaxation allowed for the charge on the neighboring atoms and the number of atoms allowed to be involved in the relaxation. In the next step of the LDA+ U method the found value U_2 is used for correcting the potential experienced by $d(f)$ -electrons only, in spite of the fact that relaxation of charge on the neighboring sites has been used when calculating U_2 . Another approach is to use $U_2 \simeq \delta^2 E_{LDA}/\delta n_d^2$ as discussed by Gunnarsson *et al.*³

It is clear from a physical point of view that the intensity of the correlations characterized by the value of U should depend on the type of ground state and the approximation used. Progress in this direction has been achieved by Beiden *et al.*^{4,5}. The definition used in their work, $U_3 = f_{dd}^0 + f_{bb}^0 - 2f_{bd}^0$, involves both the Coulomb matrix elements in the linear muffin tin method using the spherical approximation (LMTO-ASA), $f_{ll'}^L$, and the average population numbers of different shells, $f_{bb}^0 = [f_{ss}^0 n_s^2 + f_{pp}^0 n_p^2 + 2f_{sp}^0 n_p n_s]/[n_p + n_s]^2$. Both the matrix elements and the population numbers, are calculated self-consistently. The functional for these band structure calculations has been constructed on the basis of the Gutzwiller-type approximation, and been applied to the 3- d metals V, Mn, Ni, Cu and 4- d metals Nb and Tc. The Gutzwiller correlation correction influences the value of U_3 indirectly, via the variational procedure for finding the population numbers.

If we look at the definition of U_2 , the physical values of U_i^* are determined by self-consistent values of the difference of the many electron energies E_n . When we are discussing the ground state, or thermo-dynamical properties, all processes, fast and slow, renormalizing E_n have to be considered. The renormalization of $\Delta_{n,n-1}=E_n-E_{n-1}$ by long-range Coulomb interaction⁶ leads to a dependence of these energies on the shape of the Fermi surface via the frequency-dependent dielectric function. Peaks in the electron density of states amplify the effect of mixing and, therefore, cause

a decrease of $E_n - E_{n-1}$, favoring a delocalization of $d(f)$ -electrons. In this paper we will consider renormalization of $\Delta_{n,n-1}$ caused by *kinematic* interactions due to mixing. This will be considered in the present paper. The description of the high-energy experiments like photo-electron spectroscopies, sometimes requires a different approach (see Ref.⁷).

A very specific situation can arise in metallic f -systems when one of the intra-atomic transitions happens to be in a close vicinity of the Fermi level⁸. The scattering processes of the conduction electrons on this transition are resonantly amplified in this case. Therefore, one may expect a strong dependence of all renormalizing magnitudes on the mixing interaction if there is such a degeneracy.

In this paper we show that the delocalization of f -electrons with pressure can be accounted for in a simple model. We also give quantitative numbers as regards the delocalization in Pr. Below, in order to display explicitly the mentioned effect of quasi-degeneracy we consider the periodical Anderson model for the case of praseodymium metal in the corresponding region of parameters. Here, by means of a diagrammatic perturbation theory from the atomic limit, we derive a system of self-consistent equations which determine the physical value of the Hubbard U , the spectral weights of the $[(n-1), n]$ and $[n, (n+1)]$ electron transitions. The equations include correlation effects explicitly, without decoupling of the higher order correlation functions to the single-electron population numbers, and describe the dependence of the physical properties involved on the degree of delocalization of the states. As will be seen below, this procedure always leads to a splitting of the initial value for U to many different orbital-dependent U^* . Here, we only inspect the orbitally polarized solution, the effect of crystal-field levels is not taken into account, since the scale of the crystal-field transitions is much smaller than the ones considered here, although it can be included in the formalism.

II. THE MODEL AND ITS APPROXIMATION

We start with the periodical multi orbital Anderson Hamiltonian,

$$\mathcal{H} = \sum_{\mathbf{k}, \mu} \epsilon_{\mathbf{k}\mu} c_{\mathbf{k}\mu}^\dagger c_{\mathbf{k}\mu} + \sum_{i, \mu} \epsilon^0 \hat{n}_{i\mu} + \frac{1}{2} \sum_{i, \nu \neq \mu} U_{\nu\mu} \hat{n}_{i\nu} \hat{n}_{i\mu} + \sum_{\mu, \mathbf{k}, i} [V_\mu(\mathbf{k}) e^{i\mathbf{k}\mathbf{R}_i} c_{\mathbf{k}\mu}^\dagger f_{i\mu} + V_\mu^*(\mathbf{k}) e^{-i\mathbf{k}\mathbf{R}_i} f_{i\mu}^\dagger c_{\mathbf{k}\mu}], \quad (1)$$

where $\hat{n}_{i\mu} = f_{i\mu}^\dagger f_{i\mu}$, i is the site index and μ is the f -orbital index, i.e. the σ, m_l states. The first term describes the non- f conduction electrons, $\epsilon_{\mathbf{k}\mu}$ is the band structure energy, which in our case is taken from a self consistent band structure calculation. The two next terms describe the strongly correlated f -electrons, and the last term represents the mixing interaction between the f -states and the conduction band. Thus, we will study self-consistently the changes in the band structure caused by the mixing interaction in the background of the strongly correlated f -system. We define many-particle f -states, Γ , as

$$\begin{aligned} |\Gamma_0\rangle &\stackrel{\text{def}}{=} |0\rangle \\ |\Gamma_\mu\rangle &\stackrel{\text{def}}{=} |\mu\rangle = f_\mu^\dagger |0\rangle \\ |\Gamma_{\mu, \mu'}\rangle &\stackrel{\text{def}}{=} |\mu\mu'\rangle = f_\mu^\dagger f_{\mu'}^\dagger |0\rangle, \dots \end{aligned}$$

and so on for all 14 f -orbitals.

The creation and annihilation operators for the f -electrons are rewritten in terms of Hubbard X -operators, describing transitions between many-particle states Γ and Γ' , $X_i^{\Gamma, \Gamma'} \stackrel{\text{def}}{=} |\Gamma\rangle\langle\Gamma'|$. The expansion is written as

$$f_{i\mu} = \sum_{\Gamma, \Gamma'} \langle\Gamma|f_{i\mu}|\Gamma'\rangle X_i^{\Gamma', \Gamma} = \sum_{\Gamma} \langle\Gamma|f_{i\mu}|\mu\Gamma\rangle X_i^{\mu\Gamma, \Gamma}. \quad (2)$$

We define the transitions Γ to $\mu\Gamma$ (Γ to Γ') as a , and the inverse, $\mu\Gamma$ to Γ , as \bar{a} . Now let us reformulate the Hamiltonian and the Green functions (GF's) for the f -operators, in terms of Hubbard operators and then use a diagram technique for the X operators⁹. The electronic Matsubara temperature f -Green functions should be expressed in terms of X -operator GF's

$$\langle\mathcal{T}f_{i\mu}(\tau)f_{i\mu'}^\dagger(\tau')\rangle = \sum_{\Gamma_1, \Gamma_2} \langle\Gamma_1|f_{i\mu}|\mu\Gamma_1\rangle\langle\mu'\Gamma_2|f_{i\mu'}^\dagger|\Gamma_2\rangle * \langle\mathcal{T}X_i^{\Gamma_1, \mu\Gamma_1}(\tau)X_i^{\mu'\Gamma_2, \Gamma_2}(\tau')\rangle. \quad (3)$$

The X -operators satisfy the commutation relation

$$[X_i^{p,q}, X_j^{r,s}]_\eta = \delta_{ij} (\delta_{qr} X^{p,s} + \eta \delta_{sp} X^{r,q}). \quad (4)$$

The fact that the (anti)commutator of two X operators is still an operator gives rise to "end" factors (averages of one X -operator, $\langle X^{\Gamma,\Gamma} \rangle$) when the extended Wick's theorem is applied to the Green functions. In the diagram technique end factors are represented by open (closed) circles for the zero (dressed) spectral weights. The zero Green functions for X , and c -operators are

$$\left(G_{m,n}^{a,\bar{b}}(i\omega_n)\right)^0 \stackrel{\text{def}}{=} -i\langle \mathcal{T} X_n^a(\tau) X_m^{\bar{b}}(\tau') \rangle_\omega^0 = \delta(a-b) \frac{P_a^0}{i\omega_n - \Delta_a^0} \delta_{m,n} \stackrel{\text{def}}{=} P_a^0 \mathcal{D}_a^0, \quad (5)$$

$$(C_\mu(\mathbf{k}, i\omega_n))^0 \stackrel{\text{def}}{=} -i\langle \mathcal{T} c_{\mathbf{k}\mu}(\tau) c_{\mathbf{k}\mu}^\dagger(\tau') \rangle_\omega^0 = \frac{1}{i\omega_n - \epsilon_{\mathbf{k}\mu}}, \quad (6)$$

where $i\omega_n = (2n+1)\pi T$ and T is the temperature in energy units ($k_B=1$). P_a denotes the end factors, $P_a = P_{\Gamma,\Gamma'} = \langle \{X^{\Gamma,\Gamma'}, X^{\Gamma',\Gamma}\} \rangle = \langle X^{\Gamma,\Gamma} \rangle + \langle X^{\Gamma',\Gamma'} \rangle = N_\Gamma + N_{\Gamma'}$, which in lowest order are spectral weights, and $\Delta_{\Gamma',\Gamma} = E_{N_{\Gamma'}} - E_{N_\Gamma}$ the energy of the transition a entering the locators¹⁰, $\mathcal{D}_a(i\omega_n) = \frac{1}{i\omega_n - \Delta_a}$, for the X -operator Green functions. Averaging the expansion (2,4) for the anticommutator

$$1 = \{f_{i,\mu}, f_{i,\mu}^\dagger\} = \left\{ \sum_\Gamma X_i^{\Gamma,\mu\Gamma}, \sum_{\Gamma'} X_i^{\mu\Gamma',\Gamma'} \right\} = \sum_{\Gamma,\Gamma'} \{X_i^{\Gamma,\mu\Gamma}, X_i^{\mu\Gamma',\Gamma'}\}, \quad (7)$$

gives a sum rule for the spectral weights in the X -operator Green functions.

Using a diagram technique for the Hubbard operators⁹ we formulate a mean field theory (defined as the theory with no energy dependent corrections to the self energy, Σ , and to the spectral weights $P_{\Gamma,\Gamma'}$). The second order graphs are summed to give corrections to the population numbers, $P_a = P_a^0 + \delta P_a^{(1)} + \delta P_a^{(2)}$, and the frequencies, $\Delta_a = \Delta_a^0 + \delta\Delta_a$. Within the Fermionic hierarchy, the first correction to the population numbers, the Ising-model-like, $\delta P_a^{(1)}$, is given by the sum of ovals, and is shown in Fig.1.

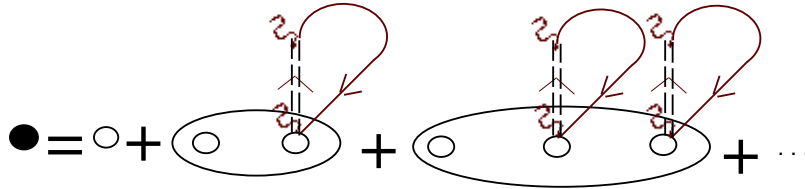


FIG. 1. The correction $\delta P_a^{(1)}$ to the population numbers.

We denote the conduction Green functions by dashed lines, the locators for X -operator Green functions by full lines, bold full lines and double dashed lines mean the full Green functions, and the dots denote the terminal factors (local spectral weights).

The cumulant contribution, $\delta P_a^{(1)}$ (see Fig.1) can be calculated from a generating functional as described by Sandalov *et al.*¹⁰.

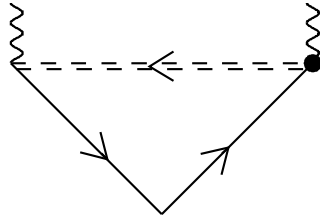


FIG. 2. The correction $\delta P_a^{(2)}$ to the population numbers.

This procedure gives the expansion of an exponential function. However, this contribution, in the paramagnetic state, does not change the relative weights of the population numbers and can be omitted. The second contribution $\delta P_a^{(2)}$, see Fig.2, is given by

$$-\beta^{-1} \sum_{\omega_n, \mu, a_1, a_2} T_\mu(i\omega_n) f_\mu^{a_1} (f_\mu^\dagger)^{a_2} \mathcal{D}_{a_1}(i\omega_n) \kappa_{a_2}^{a_1; a, \bar{a}} \mathcal{D}_{a_2}(i\omega_n) P_{a_2}, \quad (8)$$

where κ are structure constants of the algebra and $\beta^{-1} = T$ is the temperature and

$$T_\mu(i\omega_n) = \sum_{\mathbf{k}, \mu} V_\mu^*(\mathbf{k}) C_{\mathbf{k}, \mu}(i\omega_n) V_\mu(\mathbf{k}). \quad (9)$$

The Green function for the conduction electrons are dressed by the interaction as shown in Fig.3

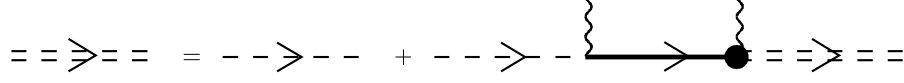


FIG. 3. The graph for the full Green function for the conduction electrons.

to give

$$[C_\mu(\mathbf{k}, i\omega_n)]^{-1} = [C_\mu^{(0)}(\mathbf{k}, i\omega_n)]^{-1} - \sum_a |V_\mu(\mathbf{k})|^2 |f_\mu^a|^2 P_a \mathcal{D}_a(i\omega_n). \quad (10)$$

The shift of the frequencies, $\delta\Delta_a = \Delta_a - \Delta_a^0$, comes from the equation shown in Fig.4,

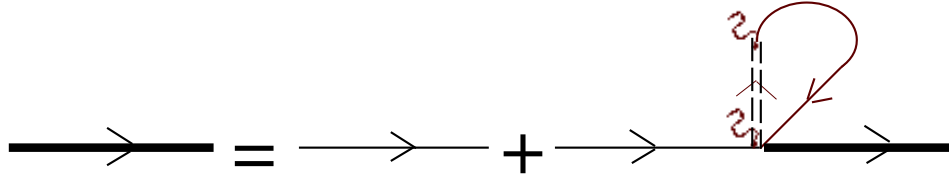


FIG. 4. Correction to the frequencies $\delta\Delta_a$.

and is given by

$$- \beta^{-1} \sum_{\omega_n, \mu} T_\mu(i\omega_n) f_\mu^a (f_\mu^\dagger)^{\bar{a}} \mathcal{D}_a(i\omega_n). \quad (11)$$

These equations are coupled and accordingly have to be solved self consistently. Note that, so far, this formalism is not restricted to the case of praseodymium, it is valid for any f -electron system. The physics of f -systems is described by the positions of the levels Δ_a and the corresponding spectral weights P_a .

III. APPLICATION TO PRASEODYMIUM

We now concentrate on the model for praseodymium metal. The existence of crystal-field effects says that Pr is in an orbitally polarized f^2 state. Two localized f -electrons are placed into orbitals 1 and 2; this two-electron state is denoted as $|12\rangle$ (in indices as (12)). When mixing is absent $n_f = 2$ and $N_{(12)}^0 = 1$. Switching the mixing on causes transitions to f^1 and f^3 states; we denote f^1 as 1 or 2 depending on m_l , f^3 as $|12\nu\rangle$, ν being one of the 12 unoccupied f -orbitals. The way that spectral weight transfers to higher transitions is shown in Fig.5.

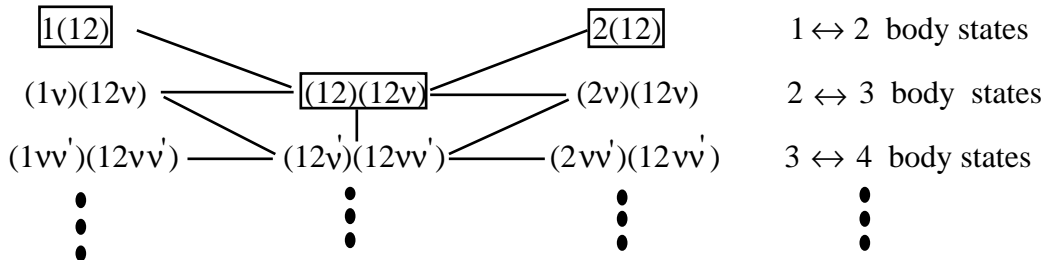


FIG. 5. Possible transitions. The boxes indicate the states which have nonzero spectral weight in the start configuration.

The energies for these states are estimated from $E_n = n\epsilon^0 + Un(n-1)/2$ with ϵ^0 providing the energy minimum for $n = 2$ and describing the attraction to the nucleus. This gives $\epsilon^0 = -3U/2$. The bare energies of the transitions are, from $|12\rangle$ to $|1\rangle$ or $|2\rangle$, denoted by indices as $(12)1$ and $(12)2$, $\Delta_1 = E_2 - E_1 = \Delta_{(12)1} = \Delta_{(12)2} = -U/2$, from $|12\nu\rangle$ to $|12\rangle$ $\Delta_2 = E_3 - E_2 = \Delta_{(12\nu)(12)} = U/2 = \Delta_{(12\nu)(1\nu)} = \Delta_{(12\nu)(2\nu)}$, and from $|12\nu\nu'\rangle$ to $|12\nu\rangle$ $\Delta_3 = 3U/2$. The zero f -Green functions can be found by inversion of the expansion in Eqn. 2, $F_1^{(0)} = \langle T f_1 f_1^\dagger \rangle^0 = F_2^{(0)}$ and $F_\nu^{(0)} = \langle T f_\nu f_\nu^\dagger \rangle^0$ becomes

$$F_1^{(0)} = \frac{P_{(12)2}^0}{i\omega_n - \Delta_{(12)2}^0} + \sum_\nu \frac{P_{(12\nu)(2\nu)}^0}{i\omega_n - \Delta_{(12\nu)(2\nu)}^0} + \dots = \frac{1}{i\omega_n - \Delta_{(12)2}^0}, \quad (12)$$

using the expansion (Eqn.2), and for the 12 different ν orbitals

$$F_\nu^{(0)} = \frac{P_{(12\nu)(12)}^0}{i\omega_n - \Delta_{(12\nu)(12)}^0} + \sum_{\nu'} (1 - \delta_{\nu\nu'}) \frac{P_{(12\nu\nu')(12\nu)}^0}{i\omega_n - \Delta_{(12\nu\nu')(12\nu)}^0} + \dots = \frac{1}{i\omega_n - \Delta_{(12\nu)(12)}^0}. \quad (13)$$

Then, the dressed conduction Green functions (10) can be written as,

$$C_\mu(\mathbf{k}, i\omega_n) = \frac{1}{i\omega_n - \epsilon_{\mathbf{k}}^\mu - |V_\mu(\mathbf{k})|^2 F_\mu(i\omega_n)}; \mu = 1, 2, \nu. \quad (14)$$

Due to the complex structure of the system of equations we make some further simplifications. We do not allow non-diagonal hopping (this case has been considered in ref.¹¹) to occur. Non-diagonal terms affect the shifts only in fourth order of perturbation theory and are thus much smaller than the effects considered here. Physically the non-diagonal hopping would give a small width to the levels, not changing the physical picture to a large extent. Further we assume that the mixing parameter, $V_\mu(\mathbf{k})$, has a \mathbf{k} dependence following $\epsilon_{\mathbf{k}}$. Then the summation over \mathbf{k} in the formulas above can be replaced by a integration over the density of states (DOS) $g_\mu(\epsilon) = \sum_{\mathbf{k}} \delta(\epsilon - \epsilon_{\mu\mathbf{k}})$. Applying the formula (Eqn. 11) for the transition $a=(12)1$ we obtain

$$\delta\Delta_{(12)1} = \sum_{\omega_n, \mathbf{k}} |V_2(\mathbf{k})|^2 \mathcal{D}_{(12)1}(i\omega_n) C_2(\mathbf{k}, i\omega_n) \quad (15)$$

and transforming summation over the Matsubara frequencies to a integration over energy, we obtain an expression in terms of the retarded Green functions

$$\delta\Delta_{(12)1} = \int_{-\infty}^{\infty} d\omega f(\omega - \mu) \int_{W_a}^{W_b} dx g_2(x) |V_2(x)|^2 \left(-\frac{1}{\pi}\right) \text{Im} \left[\frac{1}{\omega + i\delta - \Delta_{(12)1}} \cdot C_2^R(x, \omega + i\delta) \right] \quad (16)$$

The correction to the spectral weight according to Eqn.(8) becomes

$$\begin{aligned} \delta P_{(12)1} &= \int_{-\infty}^{\infty} d\omega f(\omega - \mu) \int_{W_a}^{W_b} dx g_2(x) |V_2(x)|^2 \left(-\frac{1}{\pi}\right) \text{Im} \left[\frac{P_{(12)2}}{[\omega + i\delta - \Delta_{(12)2}]^2} \cdot C_2^R(x, \omega + i\delta) \right] \\ &- \sum_\nu \int_{-\infty}^{\infty} d\omega f(\omega - \mu) \int_{W_a}^{W_b} dx g_\nu(x) |V_\nu(x)|^2 \left(-\frac{1}{\pi}\right) \text{Im} \left[\frac{P_{(12\nu)12}}{[\omega + i\delta - \Delta_{(12\nu)(12)}]^2} \cdot C_\nu^R(x, \omega + i\delta) \right]. \end{aligned} \quad (17)$$

Note that the contributions from the lower and upper Hubbard sub-bands enter with different signs, i.e. these contributions favor a localization and a delocalization respectively. Due to symmetry of the corrections the $(12)1$ transition gives the same corrections as $(12)2$, and $(12\nu)(1\nu)$ the same as $(12\nu)(2\nu)$. The corrections which we have taken into account are listed in tables I and II.

a	$\delta\Delta_a$
$(12)(1)$	$\langle V_2 ^2 \mathcal{D}_{(12)1}(i\omega_n) C_2 \rangle_{\mathbf{k}}$
$(12\nu)(1\nu)$	$\langle V_2 ^2 \mathcal{D}_{(12\nu)(1\nu)}(i\omega_n) C_2 \rangle_{\mathbf{k}}$
$(12\nu)(12)$	$\langle V_\nu ^2 \mathcal{D}_{(12\nu)(12)}(i\omega_n) C_\nu \rangle_{\mathbf{k}}$
$(12\nu\nu')(12\nu')$	$11 \langle V_\nu ^2 \mathcal{D}_{(12\nu\nu')(12\nu')} (i\omega_n) C_\nu \rangle_{\mathbf{k}}$

TABLE I. Corrections to the frequencies. Note that only 11 of the 12 unoccupied ν orbitals (i.e. the ν' orbitals) contribute to the shift of the $f^4 - f^3$ transition. (Summation over \mathbf{k} and integration over frequency is denoted as, $\sum_{\mathbf{k}} \dots \stackrel{\text{def}}{=} \langle \dots \rangle_{\mathbf{k}}$).

a	δP_a
(12)1	$\langle V_1 ^2 [\mathcal{D}_{(12)2}]^2 P_{(12)2} C_1 \rangle_{\mathbf{k}-}$ $-12 \langle V_\nu ^2 [\mathcal{D}_{(12\nu)(12)}]^2 P_{(12\nu)(12)} C_\nu \rangle_{\mathbf{k},\nu}$
(12ν)(1ν)	$\langle V_2 ^2 [\mathcal{D}_{(12\nu)(2\nu)}]^2 P_{(12\nu)(2\nu)} C_2 \rangle_{\mathbf{k}-}$ $-\langle V_\nu ^2 [\mathcal{D}_{(12\nu)(12)}]^2 P_{(12\nu)(12)} C_\nu \rangle_{\mathbf{k}}$
(12ν)(12)	$\langle V_2 ^2 [\mathcal{D}_{(12)1}]^2 P_{(12)1} C_2 \rangle_{\mathbf{k}+}$ $+\langle V_1 ^2 [\mathcal{D}_{(12)2}]^2 P_{(12)2} C_1 \rangle_{\mathbf{k}}$
(12νν')(12ν')	$11 \langle V_\nu ^2 [\mathcal{D}_{(12\nu\nu')(12\nu')}]^2 P_{(12\nu\nu')(12\nu')} C_\nu \rangle_{\mathbf{k}}$

TABLE II. Corrections to the spectral weights, the factor 11 comes from 11 of the 12 unoccupied ν orbitals (i.e. the ν' orbitals).

The bare band structure of Pr metal consists of conduction bands, a local level, Δ_1 , below the bottom of the conduction band, a level Δ_2 slightly above the Fermi energy, ϵ_F , and Δ_3 , which is much higher than ϵ_F . The input DOS is shown in Fig.10 ($V=0$). The transitions, $\Delta_1^{\pm 1}$, from the crystal-field levels, $|\pm 1\rangle$, are slightly above the transition Δ_1 of the singlet state and are empty in the ground state. We do not write them here explicitly, since the summation over the CF-levels gives the same for the lower spectral weight. Therefore, at $T=0$ K, this does not change the delocalization scenario.

IV. ANALYSIS AND CONCLUSIONS

The equations (8)-(11) represent the general form of the mean-field equations for the multi-orbital Anderson model and some conclusions of general nature can be drawn from them. *First*, as seen in the type of solution considered above, contrary to the Gutzwiller¹³ approach^{4,5}, the description of excitations in terms of f -orbitals becomes meaningless since many-Fermion magnitudes are involved and the proper way to describe electrons is in terms of collective atomic like excitations described by the Hubbard operators. The Fermi-like f -excitations are separated into different subgroups. The part described by the lower poles of the f -electron Green function (Fermionic transitions), is not important for thermodynamics. Inspection of the next corrections to these spectral weights shows that they depend on the spin dynamics. The upper-pole excitations form delocalized states, contributing to the cohesive energy, and the corresponding band structure depends mainly on the f -spectral weights in the upper pole. The latter being coupled by the sum rule to the lower pole, reflect the dynamics of localized spins and, therefore, includes in principle temperature effects into the band structure in a different way compared to usual approaches. *Second*, the upper and lower frequencies (Δ_2 and Δ_1) are moved due to renormalization by mixing interaction towards each other, giving a reduction of the effective U^* . All other frequencies are also renormalized, thus leading to a splitting of the Hubbard U into several band structure dependent $U_{a,a'}^* = \Delta_a^{(n+1,n)} - \Delta_{a'}^{(n,n-1)}$. *Third*, when mixing is turned on, part of the electrons are placed into the mixed state $\langle c_{\mathbf{k}\mu}^\dagger X_i^{\Gamma,\Gamma'} \rangle$, and the sum rule for the total spectral weight causes the *occupation of the lower pole to decrease* with the same amount, i.e. the system undergoes delocalization. Therefore, in the considered solution *the value of the observable local moment turns out to be linked to the strength of the mixing interaction in the other energy region, near ϵ_F* . Particularly, the localized moment observed in neutron experiments and the Curie constant in high temperature magnetic susceptibility should be proportional to the spectral weight of the lower pole. Note that this mechanism is difficult to extract from the one-electron GF's since the transfer of the spectral weight is hidden in the complex many-electron vertices, and cannot be obtained in a one-electron picture at all. This mechanism of delocalization does not work if the mixing interaction is self-consistently switched off by the correlations.

The correction $\delta P^{(2)}$ to the spectral weights contain the locator $\mathcal{D}_a(i\omega)$ in the second power, whereas the frequency shift $\delta\Delta_a$ only in the first. Therefore, $\delta P^{(2)}$ depends on the critical parameter $\Delta_{\Gamma\Gamma'} - \mu$ much stronger than the shift $\delta\Delta_a$ and it is the spectral weight transfer, not the decrease of the Hubbard U , which is decisive for the delocalization of f -electrons under applied pressure for the scenario considered. *Increasing the mixing, under external pressure, causes spectral weight to transfer from the Δ_1 - to the Δ_2 -energy region.*

Within this model, where hopping is not taken into account, the mixing of (spd)-states with the transition Δ_2 forms a pseudo-gap near Δ_2 , the DOS increases in the vicinity of ϵ_F and electrons fill in additional states, therefore the Fermi energy ϵ_F moves down. Thus, *part of f -Hubbard's transitions* influence the cohesive energy of the metal. Composing the f -electron's Green functions spectral weights from the X -operator Green functions, and taking small enough values of the mixing interaction, we find that the same statement is valid also for *f -electrons*. Thus, the energy needed for this transfer is provided by the PV term in the free energy and by the contribution from f -electrons to the cohesive energy.

At last, some conclusions specific to Pr can be added to what's given above. The deformation of the band structure also results in an increase of the effective mass, which should give an enhancement of the Pauli-part of the magnetic susceptibility besides the crystal-field mechanism described by White and Fulde¹⁵.

However, as described above, the value of the localized f -moment should be slightly reduced. Indeed, switching on mixing leads to the shifts: $N_{(12)}^0 \rightarrow N_{(12)}^0 - \delta N_{(12)}^0$, $N_{(12\nu)}^{(0)} = 0 \rightarrow N_{(12\nu)} \sim n_{cX} \stackrel{\text{def}}{=} \sum \langle c_{k\nu}^\dagger X_k^{(12)(12\nu)} \rangle \neq 0$. This increases the spectral weight in the upper Hubbard band to $12n_{cX}$. Since the total spectral weight of $G_{(12)}^f$ is equal to one, the spectral weight in a lower pole, at $\omega \sim \Delta_{(12)1}$, decreases by the same amount.

V. NUMERICAL CALCULATIONS FOR PRASEODYMIUM

We made two numerical tests, one with a square shaped DOS using a mixing in the form $V_{\mathbf{k}} = V_1 + V_2(\epsilon_{\mathbf{k}} - \epsilon_0)$ and varying the constants V_1 and V_2 and the position of the levels. The second type of numerical test were done for a DOS for the conduction band of the Pr metal. The DOS was obtained using a full-potential LMTO method with the two $4f$ -electrons in the core and for the real dhcp structure (see Fig.10 $V=0$). In this case we used $V_{\mathbf{k}} = V_1$ only. According to Anderson's argument¹² due to symmetry reasons the \mathbf{k} -independent part of the single-electron mixing should vanish. There is, however, a local contribution to mixing from Coulomb interaction¹⁴,

$$\bar{V}_1 c^\dagger f^\dagger f f = \bar{V}_1 \langle \gamma | f_1^\dagger f_2 f_3 | \Gamma \rangle c^\dagger X^{\gamma, \Gamma} = V c^\dagger X^{\gamma, \Gamma}, \quad (18)$$

which is allowed to be non-zero. The non-local part we model by the term $V_2(\epsilon_{\mathbf{k}} - \epsilon_0)$ providing $\sum_{\mathbf{k}} V_2(\epsilon_{\mathbf{k}} - \epsilon_0) = 0$. Thus, we assume that the main contribution to the \mathbf{k} -dispersion comes from the neighboring atoms which gives the \mathbf{k} -dependence in both $\epsilon_{\mathbf{k}}$ and $V_{\mathbf{k}}$. We choose U to be 10 eV. The system of equations was solved by means of a steepest descent method. The criterion for convergence used was that the sum of the squared difference of the input and output between two consecutive iterations, i.e. $\sum_a (\delta P_a - \delta P_a^{(calc.)})^2 + \sum_a (\delta \Delta_a - \delta \Delta_a^{(calc.)})^2$ should be less than 10^{-6} . It is worth to mention that it is very difficult to achieve convergence near the transition from localized to delocalized and that we had to mix a very small portion of a previous iteration into the new solution. Further, a good start guess was important for the convergence.

A. Constant DOS Case

For the constant DOS we choose the bandwidth to be 8 eV. The population of the lower level for different cases of the mixing is shown in Fig.6.

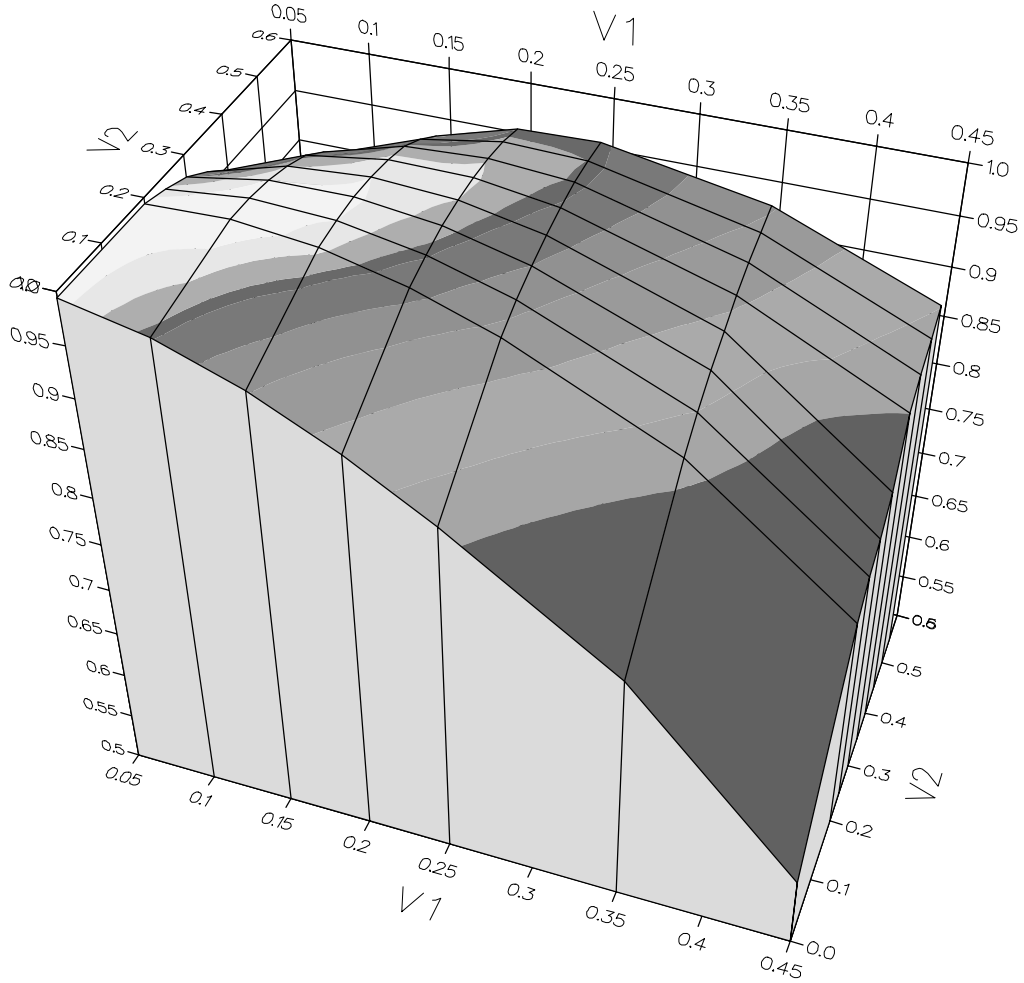


FIG. 6. Population in the lower pole, when changing the parameters V_1 and V_2 .

From this figure we see that the population drops when the mixing is increased, but, there is also an interesting feature for $V_2 \simeq 0.2$ eV and above. When increasing V_1 , there is actually a *localization* of the electrons. Since V_2 comes from the bandstructure (V_1 is the local mixing coming from the Coulomb interaction) we see that changes in structure or composition which reduce V_2 , can actually mean that we have a larger degree of delocalization. Hence, delocalization does not always come from *increased* mixing interaction, but decreased. The Hubbard U -parameter was extracted and the result is shown in

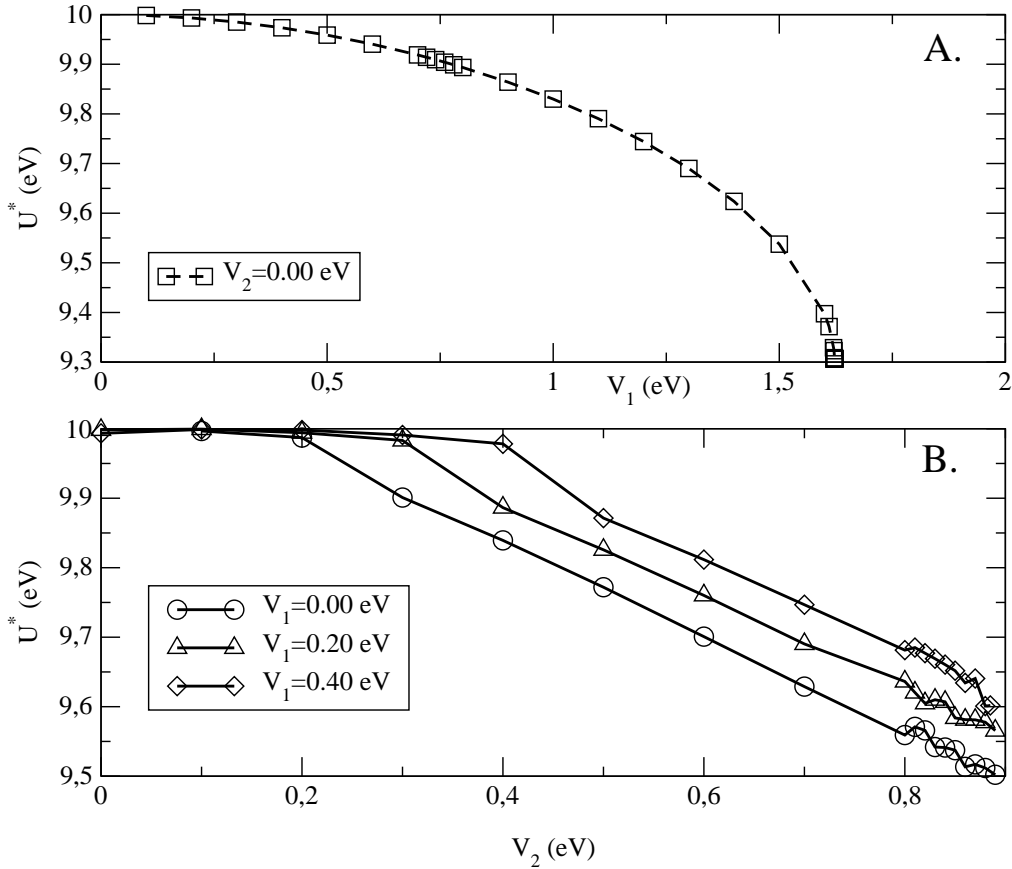


FIG. 7. Effective Hubbard U , U^* , when changing the parameters V_1 and V_2 .

Fig.7A and B, where V_1 , and V_2 is changed respectively. We see that U decrease with almost 10% when mixing is changed. This actually moves the upper transition closer to the Fermi-level, and therefore also affects the delocalization. There is, however, another important effect, the distance between the upper transition, $\Delta_{(12)1}$, and the chemical potential μ . The effect of this is shown in Fig.8.

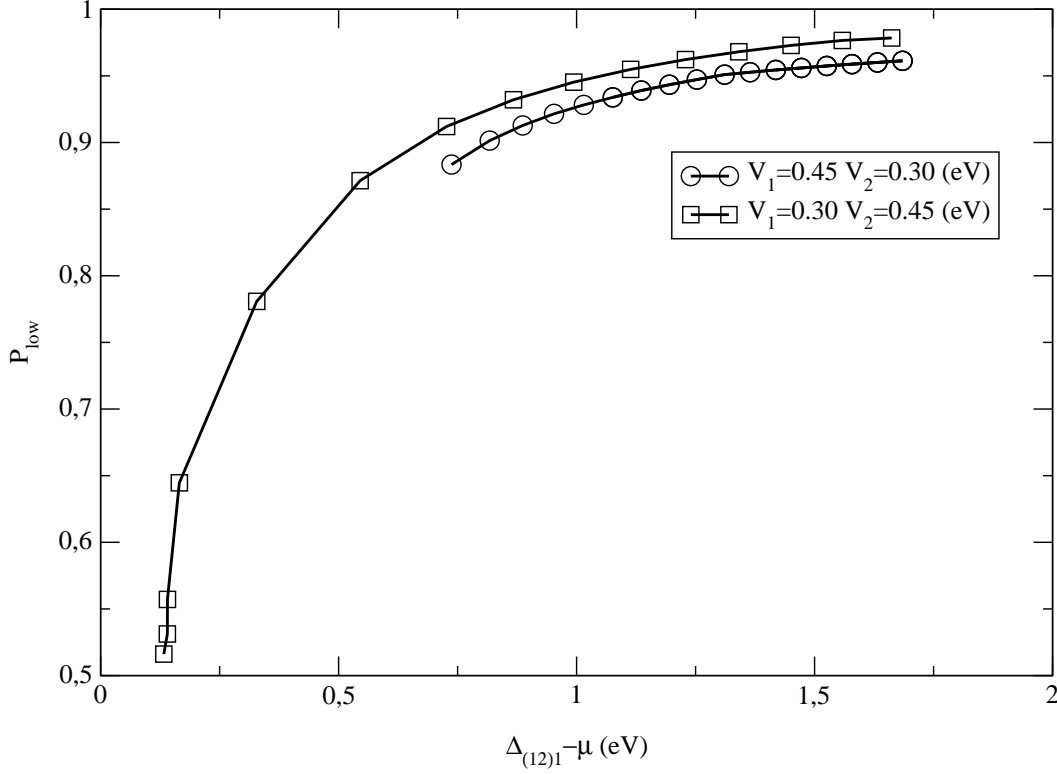


FIG. 8. Population in lower pole, when changing the parameters $\Delta_{(12)1} - \mu$.

In this figure, we see that one driving mechanism of delocalization is the parameter $\Delta_{(12)1} - \mu$. Further, we see that the behavior is almost independent for the different values of mixing. The best fit to the P_{low} ($P_{low} \stackrel{\text{def}}{=} N_1 + N_2$) versus $\Delta_{(12)1} - \mu$ is obtained from the function

$$P_{low} = \alpha + \frac{\beta}{(\Delta_{(12)1} - \mu) + \gamma}. \quad (19)$$

Where α, β and γ are constants with the values given in table III.

α	β	γ
1.03465	-0.0949886	0.0551839

TABLE III. Values of the constants determining P_{low} , in Eqn. 19.

Using this equation we determine the value of $\Delta_{(12)1} - \mu$ when complete delocalization occurs to be 0.0366 eV. i.e. when the transition is very close to the chemical potential.

B. LMTO-DOS Case

When we used the DOS from a band-structure calculation we obtained the following result. For this case we put $V_2 = 0$. The DOS after the self-consistent cycle is shown in Fig.10. As seen, upon an increase of mixing, the bandwidth is narrowed and a gap where the upper level is situated is opened up. The states, pushed out of the gap region, enhance the DOS at the Fermi level. The gap that develops and the delocalization is further illustrated in Fig.10. The peak above the Fermi level will not be seen in experiments since these transitions become delocalized due to mixing interactions.

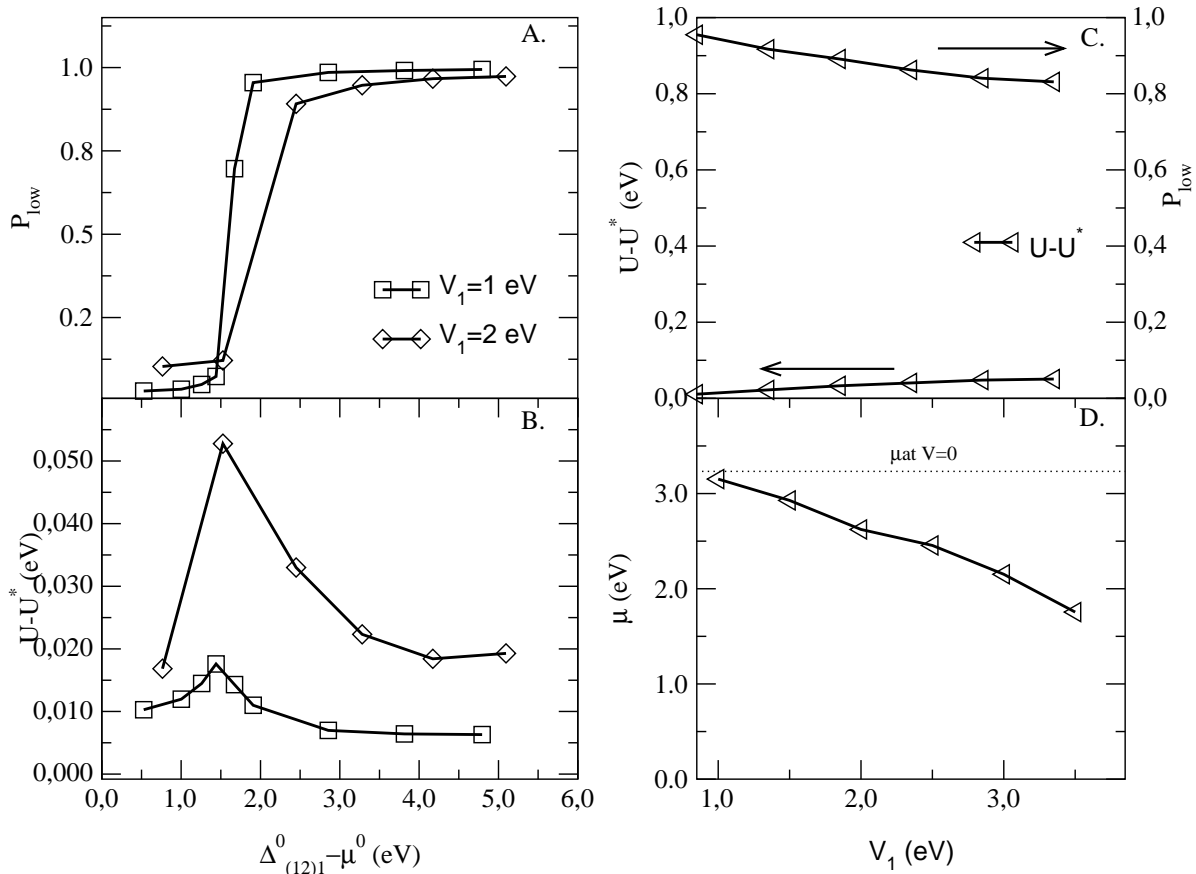


FIG. 9. Changes in $N_{(12)}$, U and μ for different choices of parameters. ($V_2 = 0$).

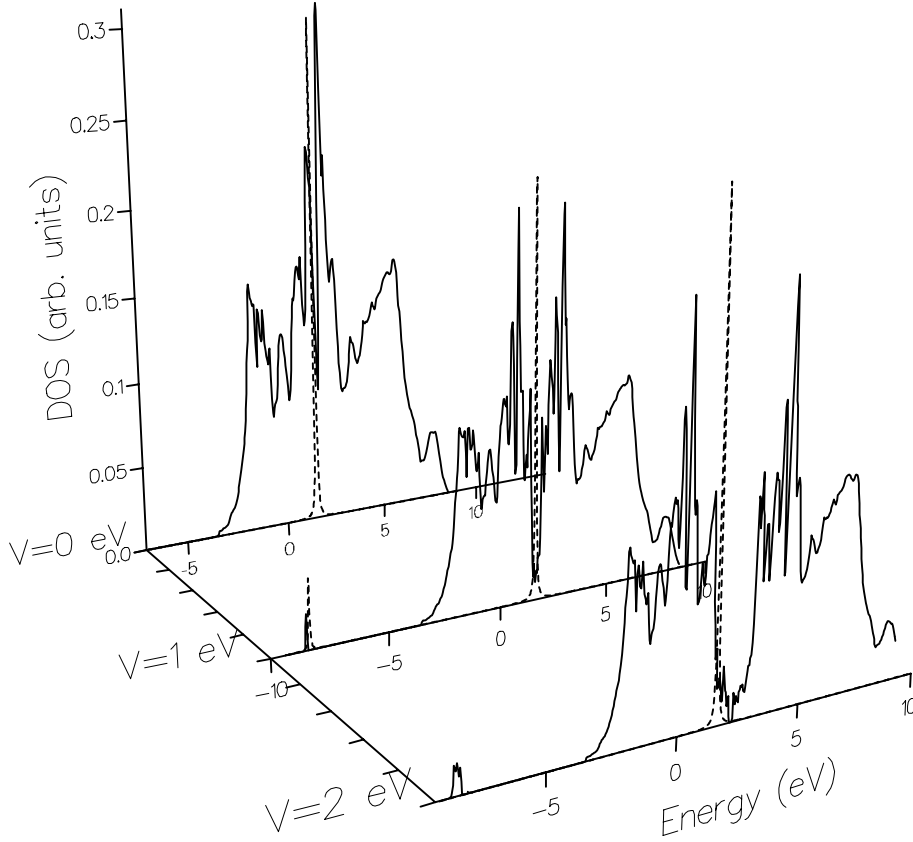


FIG. 10. The delocalization and changes in DOS for different values of the mixing parameter. ($V_2 = 0$, and $V = V_1$ in the figure).

In Fig.9 we present the result of the self-consistent calculations. As seen from equations (16) and (17), the energy difference between the upper level and the chemical potential is one of the most crucial parameters of the model. Fig.9a shows the dependence of the population number N_{12} on this parameter for two values of mixing. The Hubbard parameter chosen is 10 eV and the mixing, $V_{\mathbf{k}} = V_1$, is 1 and 2 eV respectively; the bandwidth is 9 eV. The next figure, Fig.9b, shows how U , defined as $\Delta_{(12\nu)12} - \Delta_{(12)1}$, change as a function of the same parameters. The graph in Fig.9d shows the change of the chemical potential μ and the fourth graph, Fig.9c, shows the change in U and population number N_{12} when only mixing is changed. As seen, in Fig.9c, dependences on the value of the mixing parameter are smooth and the only instability is caused by the level slightly above the Fermi energy. The value of the critical parameter $\Delta_{(12)(12\nu)}^0 - \mu$ can be changed by chemical doping, which will shift the chemical potential and therefore affect the transition pressure. If we look at the form of the DOS, generated by pure LDA calculations (see Fig.10 for $V=0$), it does not contain a quasi-gap in the vicinity of ϵ_f , since within band structure calculations all f -states are taken in core and the transition Δ_2 does not exist. It is, however, worth to note that experimentally photo-electron spectroscopy shows peaks above the Fermi level for all rare earths. These peaks are interpreted as f -states. If we treat the f -states as fully delocalized we have peaks above the Fermi-level but the equilibrium properties are not well described (see e. g. ref.¹⁶).

VI. CONCLUSION

We have studied the scenario of f -electron delocalization and dependence of Hubbard U on the value of the mixing interaction which is assumed to increase proportionally to the external pressure. The scenario considered emphasizes

that the dominant role is played by the f -sum rule, connecting excitations in different energy regions and resonant mixing of (spd)-electrons and Hubbard's f -excitations. The mechanism can only exist due to strong correlations. Thus, in our picture, delocalization arises due to the following reasons: First, the strong correlations provide the separation of the f -shell into two manifolds in different energy regions. Second, under the application of pressure the mixing increases due to an increase in the overlap. Third, the shift of bands, and the renormalization of the levels, alter the crucial parameter $\Delta_{(12)1} - \mu$.

ACKNOWLEDGMENTS

This project has been financed by the Swedish Natural Science Research Council (NFR), and Materials Consortium No. 9. I. S. thanks for support from the Göran Gustafsson foundation.

- ¹ J. Hubbard, Proc. R. Soc. London, Ser. A**276**, 238 (1963).
- ² V. I. Anisimov, J. Zaanen and O. K. Andersen, Phys. Rev. B**44**, 943 (1991).
- ³ O. Gunnarsson, O. K. Andersen, O. Jepsen and J. Zaanen, Phys. Rev. B**39**, 1708 (1989).
- ⁴ S. V. Beiden, N. E. Zein and G. P. Samoiluyk, Phys. Lett. A**177**, 167 (1993).
- ⁵ N. E. Zein, Phys. Rev. B**52**, 11813 (1995-II).
- ⁶ I. S. Sandalov and V. I. Filatjev, Physica B**162**, 139 (1990)
- ⁷ B. Johansson and N. Mårtensson, Phys. Rev. B**21**, 4427-57 (1980)
- ⁸ E. V. Kuz'min and I. S. Sandalov, Zh. Eksp. Teor. Fiz. **67**, 1422 (1974) [Sov. Phys. JETP **40**, 707 (1975)].
- ⁹ Yu. A. Izyumov, *et al*, Phys. Rev. B**46**, 15697 (1992-II).
- ¹⁰ I. Sandalov and B. Johansson, Physica B**206&207**, 712 (1995).
- ¹¹ U. Lundin, I. Sandalov and B. Johansson, Physica B**281&282**, 836 (2000); I. S. Sandalov, O. Hjortstam, B. Johansson and O. Eriksson, Phys. Rev. B**51**, 13987 (1995-II).
- ¹² P. W. Anderson, Phys. Rev. **124**, 41 (1961).
- ¹³ M. C. Gutzwiller, Phys. Rev. B**10**, 159 (1963).
- ¹⁴ I. S. Sandalov and V. I. Filatjev, Physica B**162**, 319 (1990); E. V. Kuz'min and I. S. Sandalov, Zh. Eksp. Teor. Fiz. **68**, 1388 (1975) [Sov. Phys. JETP **41**, 691 (1976)].
- ¹⁵ R. M. White and P. Fulde, Phys. Rev. Lett. **47**, 1540 (1981).
- ¹⁶ U. Lundin, I. Sandalov, O. Eriksson and B. Johansson, Solid State Commun. **115**, 7 (2000).