

Structure of aluminum atomic chains

Prasenjit Sen⁽¹⁾, S. Ciraci^(1,2), A. Buldum⁽³⁾, Inder P. Batra⁽¹⁾

⁽¹⁾ *Department of Physics, University of Illinois at Chicago, Chicago IL 60607-7059*

⁽²⁾ *Department of Physics, Bilkent University, Bilkent, Ankara 06533, Turkey*

⁽³⁾ *Department of Physics and Astronomy, The University of North Carolina at Chapel Hill,
Chapel Hill, NC 27599*

Abstract

First-principles density functional calculations reveal that aluminum can form planar chains in zigzag and ladder structures. The most stable one has equilateral triangular geometry with four nearest neighbors; the other stable zigzag structure has wide bond angle and allows for two nearest neighbors. An intermediary structure has the ladder geometry and is formed by two strands. While all these planar geometries are more favored energetically than the linear chain, the binding becomes even stronger in non-planar geometries. We found that by going from bulk to a chain the character of bonding changes and acquires directionality. The conductance of zigzag and linear chains is $4e^2/h$ under ideal ballistic conditions.

68.65.-k, 73.63.-b, 61.46.+w, 73.90.+f

I. INTRODUCTION

The fabrication of the stable gold monoatomic chains suspended between two gold electrodes is one of the milestones in nanoscience.^{1,2} Issues brought about by this achievement are yet to be resolved: Stable chains were obtained by stretching gold nanowires; no other metal, such as Al, Cu, has been observed to form a stable monoatomic chain yet. The monoatomic chain, being an ultimate one-dimensional (1D) structure, has been a testing ground for the theories and concepts developed earlier for three-dimensional (3D) systems. For example, it is of fundamental importance to know the atomic structure in a truly 1D nanowire and how the mechanical and electronic properties change in the lower dimensionality.

The density functional theory has been successful in predicting electronic and mechanical properties of bulk metals, where each atom has 8-12 nearest neighbors depending on the crystal structure. While many neighbors in a 3D structure is a signature of the formation of metallic bonds, it is not obvious whether the “metallic” bond picture will be maintained in a monoatomic chain. In fact, for a monoatomic linear chain with one electron per atom, the dimerized state is more stable with a Peierls gap at the zone edge. The situation is expected to be more complex for the chain of aluminum atoms having $3s^23p^1$ valency.

The interest in metal nanowires is heightened by the observation of quantized behavior of electrical conductance at room temperature through connective necks stretching between two electrodes.³⁻⁷ Studies attempting to simulate the process of stretching by using classical molecular dynamics have shown novel atomic and mechanical properties.^{5,8-14} In particular, it was found¹⁰ that the 2D hexagonal or square lattice structure of atomic planes perpendicular to the axis changes to the pentagons and later to equilateral triangles when the wire is thinned down to the radius of 5-10 Å. Upon further thinning, strands (or bundles of finite atomic chains),¹⁰ and eventually a monoatomic chain forms at the narrowest section of the nanowire.¹⁰⁻¹² Recently, the stability of suspended gold chains and their atomic structures have been studied extensively.¹⁵⁻²¹

The first-principles calculations by Portal *et al.*¹⁵ showed that infinite, as well as finite

gold atomic chains between two gold electrodes favor the planar zigzag geometry at a bond angle $\alpha = 131^\circ$. The homogenization of the charge with a depletion in the interatomic region ruled out the formation of a directional chemical bond. On the other hand, the first-principles calculations by Häkkinen *et al.*^{19,20} for a finite gold chain between two gold electrodes favored the dimerized structure. In contrast to the conclusion drawn by Portal *et al.*,¹⁵ Häkkinen *et al.*²⁰ attributed the stability of the suspended gold chain to the directional local bonding with *spd* hybridization. Apparently, the stability of a finite chain depends on the strain and the atomic configuration where the chain is connected to the electrodes. In a more recent comparative study¹⁶ Au, Cu, Ca, K infinite chains were found to form planar zigzag structures with equilateral triangular geometry; only Au chain has a second zigzag structure with a wide bond angle $\alpha = 131^\circ$. Note that these atoms can be considered similar because of their *s*-type outermost valence orbitals. Aluminum with *3s*-, and *3p*-valence orbitals is different from Au, Cu, Ca, K. Therefore, Al is an important element for understanding the formation and stability of ultimate 1D atomic chains.

This paper presents a systematic, first-principle analysis of the binding, atomic and electronic structure of very thin Al chains. The objective is to reveal periodic linear, planar and non-planar geometries forming stable structures. An emphasis is placed on the planar structures forming zigzag chains. Some of the Al chain structures are compared with the corresponding structures of Au chains. It is found that by going from bulk Al to a chain structure the character of bonding changes and acquires directionality. The higher the coordination of individual atoms, the stronger is the binding energy. It is hoped that the present analysis will contribute to the understanding of atomic structure and related physical properties (such as electrical and thermal conductance, elasticity *etc.*) of infinite and finite atomic chains.

II. METHOD

First-principle calculations were carried out within the density functional theory. Al and Au chains are treated within the supercell geometry. To minimize the interchain interaction the distance between the

chains is taken to be 20 Å. The wave functions are expressed by plane waves with the cutoff energy, $|\mathbf{k} + \mathbf{G}|^2 \leq 275$ eV. The Brillouin zone (BZ) integration is performed within Monkhorst-Pack scheme²² using $(1 \times 1 \times 40)$ \mathbf{k} -points. The convergence with respect to the energy cutoff and number of \mathbf{k} -points were tested. Ionic potentials are represented by ultra soft Vanderbilt type pseudopotentials²³ and results are obtained by Generalized Gradient Approximation²⁴ for fully relaxed atomic structures. Preconditioned conjugate gradient method is used for wave function optimization. Since ionic relaxations are carried out by the conjugate gradient method, the optimized (fully relaxed) structures obtained in this study are stable structures. In certain cases the stability of a structure is tested by calculating the total energy while the atoms are displaced in special directions. Numerical calculations are performed by using VASP code.²⁵ The z -axis is taken along the chain axis, and y -axis (x -axis) is perpendicular to (in) the plane of zigzag structure.

III. RESULTS

A. Optimized structures and cohesive energies

The variation the total energy E_T , of the atomic Al chain calculated for the fully relaxed linear, planar (zigzag and ladder), and non-planar (cross) structures is shown in Fig.1. The geometries of these structures and their relevant structural parameters are shown by insets. Since the total energies are given with respect to the energy of the free Al atom, the cohesive energy $E_C = -E_T$. The zigzag geometry displays two minima; one occurs at $s = 1.26$ Å and has cohesive energy $E_C = 2.65$ eV/atom; other has shallow minimum and occurs at $s = 2.37$ Å with cohesive energy $E_C = 1.92$ eV/atom. The high cohesive energy zigzag structure

(specified as T) having the bond length $d = 2.51 \text{ \AA}$, and the bond angle $\alpha \sim 60^\circ$ forms equilateral triangles. This geometry allows for four nearest neighbors, which is less than the six nearest neighbors occurring in the Al(111) atomic plane and twelve nearest neighbors in the close packed bulk metal. The equilateral triangular geometry can also be viewed as if two parallel linear chains with an interchain distance of 2.17 \AA are displaced by $d/2$ along the chain axis (z -direction). This is reminiscent of the hollow site registry of 2D atomic planes which usually increases the cohesive energy.

The low cohesive energy zigzag structure (specified as W) has $d = 2.53 \text{ \AA}$ and wide bond angle $\alpha \sim 139^\circ$, and allows for only two nearest neighbors with bonds slightly larger than those of the T -structure. We also found that the cohesive energy decreases if an Al atom is displaced perpendicular to the zigzag plane. Therefore, both zigzag structures are planar. The minimum energy of the linear structure ($\alpha = 180^\circ$ and denoted as L) has relatively short bond length, $d = s = 2.41 \text{ \AA}$. It is $\sim 0.5 \text{ eV}$ above the minimum energy of the W -structure and has cohesive energy $E_C = 1.87 \text{ eV/atom}$.

Two linear chains can form a ladder structure which allows for three nearest neighbors with $\alpha = 90^\circ$ and $E_C \sim 2.4 \text{ eV/atom}$ intermediate to the T -, and W -structures. The cohesive energy is further increased to 2.5 eV/atom when the separation between chains is slightly increased. This way two strands (specified as S -structure) form, which are held in place by the uniaxial stress between two electrodes.^{1,10}

Non-planar cross structure (specified as C -structure) has four atoms which form two perpendicular dumbbells (A and B) in the unit cell. The lengths of these dumbbells are different (A: 2.8 \AA and B: 4.15 \AA) and the chain is made by the ABABA... sequence of these dumbbells. Al atoms in A has five non-planar bonds, and those in B have four bonds of $\sim 2.8 \text{ \AA}$. The cohesive energy of this structure is calculated to be 3.04 eV/atom . Since the atoms of the A-dumbbells are bound to the nearest five atoms forming equilateral triangles in different planes, and those of the B-dumbbells have four non-planar bonds, this cohesive energy is highest among the 1D structures described in Fig. 1. The C -structure was revealed

first in the extensive analysis of Gülseren *et al.* by using empirical glue potential.¹³ The overall features of the stable C -structure determined by these calculations are confirmed here, but the structural parameters are more accurately determined by the present first principle calculations.

It is worth noting that the Au atomic chain also forms two different zigzag structures similar to those of Al; but Cu, Ca and K do not.¹⁶ Our calculated values for s , d , E_C are respectively, 1.36 Å, 2.71 Å, 2.23 eV/atom for the T -structure; 2.33 Å, 2.56 Å, 1.90 eV/atom for the W -structure; 2.59 Å, 2.59 Å, 1.68 eV/atom for the L -structure of Au chain. The nearest neighbor distance of the T -structure of the Au chain is reduced only $\sim 6\%$ from that of the bulk. Is this puzzling similarity of 1D atomic structures of Al and Au (despite their dissimilar valencies) only a coincidence? We now address this issue.

We calculated the cohesive energy of bulk Al (Au), $E_C = 3.67$ (3.20) eV/atom at the nearest neighbor distance $d = 2.86$ (2.96) Å (or lattice parameter $a = 4.04$ (4.18) Å).²⁷ The energetics of 1D and bulk structures are compared in Table I. Simple arguments based on the counting of nearest neighbor couplings would suggest a relatively small cohesive energy, e.g., ~ 1.3 eV for the T -structure. On the contrary, 1D structures studied here have cohesive energies higher than one can estimate by comparing their coordination numbers with that of bulk. Apparently, the bonds in 1D structures become stronger. In fact, it was found previously that the linear Al chain has a Young's modulus stronger than bulk.¹⁰ Recent scanning tunneling microscope studies revealed that the bond strength of the Au nanowire is about twice that of a bulk metallic bond.²⁸

B. Charge density analysis

Figure 2 shows the charge density contour plots of bulk, L -, W -, and T -structures. In contrast to uniform metallic charge density of bulk, the bonding acquires directionality in 1D structures of Al. For the L -structure the charge is accumulated between atoms forming a directional bond, and is mainly due to the σ states (formed by $3s + 3p_z$ orbitals) and

partly due to π states (formed by $3p_x$ and $3p_y$ orbitals perpendicular to the chain axis). The calculated charge distribution suggests that directional “covalent” bonds are responsible for the bonding. This situation is maintained in the zigzag W -structure except for a slight distortion of the bond charge. Actually, the W -structure with wide bond angle is not dramatically different from the L -structure. In the T -structure that forms equilateral triangles, the charge density is apparently different from that of the W -structure. We see a continuous (connected) region of high charge density between double atomic chains. However, this is nothing but the overlap of charges of four bonds emerging from each chain atom, and is confirmed by the contour plot of an individual bond charge in a plane perpendicular to the zigzag (xz) plane and passing through an Al–Al bond. We also notice that the charge becomes slightly delocalized by going from L to T -structure. These charge distributions of the Al–Al bond described above is different from the corresponding charge distribution of Au zigzag structures shown in Fig. 3. Clearly, there are no directional bonds in the Au chain; valence charge is delocalized. This finding is in conformity with the results of Portal *et al.*^{15,16} on the infinite Au chain. On the other hand, Häkkinen *et al.*²⁰ deduced directional bonding with spd hybridization in finite Au chains between two Au electrodes by performing similar type of pseudopotential plane wave calculations.

C. Electronic structure

A comparative analysis of the electronic band structure of Al monoatomic chains illustrated in Fig. 4 provides further insight into the stability and character of bonding. The band structure of the L -structure is folded for the sake of comparison with the zigzag structures. Two filled σ bands arise from the $3s + 3p_z$ valence orbitals and make the bond charge shown in Fig. 2a. Because of the linear geometry $3p_x$ and $3p_y$ are equivalent, and give rise to doubly degenerate π band crossing the Fermi level. As pointed out by Peierls,³⁰ a one-dimensional metal with a partly filled band will distort away from a regular chain structure to lower its energy. According to the above analysis, a linear chain of uniformly

spaced Al atoms with spacing $s = d$ has a quarter-filled band which crosses the Fermi level at $k_z = \pm\pi/4d$. A distorted unit cell $4d$ in length will cause this point to coincide with the edge of the Fermi distribution. The change in the crystal potential due to the $4d$ distortion will open up a Peierls gap at the reduced zone-edge lowering the total energy. In practice, the gain in energy due to such Peierls distortions is rather small even for a $2d$ distortion (dimerization) and is likely to be below computational error for the $4d$ distortion here. Thus, although the linear chain of Al atoms is unstable, in principle, the effect of such a distortion on cohesive energy is clearly negligible.

The symmetry between $3p_x$ and $3p_y$ orbitals is broken in the zigzag structure, and hence the π -band is split. Apart from this band splitting and slight rise of bands, the overall form of the energy band structure is maintained in the W -structure. The W -structure is, however, more stable than the L -structure because of its relatively stronger electronic screening. In the T -structure the split π -bands are lowered, and the form of the σ -bands undergo a significant change due to the equilateral triangular geometry. Despite slight delocalization of charge, the total energy of the T -structure is lower than the W -structure. The relative stability originates from the increased number of nearest neighbors. It is noted that the bands in all chain structures can be considered similar as far as Fermi level crossing of the bands is concerned.

In contrast to the Al chains described above, the energy band structure of Au undergoes significant changes in different structures near the Fermi energy. For example, for the linear structure one band crosses the Fermi level near the X -point of the BZ, another band at the Γ -point is very close to the Fermi level. For the W -structure, two bands cross at the Fermi level and at the zone boundary with negligible Peierls distortion gap²⁹ and the rest of the bands are lowered. The lowering of the state density at the Fermi level stabilizes the zigzag structure relative to the linear structure.^{15,16} In the T -structure two bands cross the Fermi level. In spite of these changes the character of the bonding remains essentially metallic in the chain structures.

IV. DISCUSSION AND CONCLUSIONS

The analysis of the above results and comparison with Au chain reveal that the metallic bond of bulk Al changes to a directional covalent bond in the 1D monoatomic chain. The metallicity is ensured by the π -states. For that reason, our efforts of calculating the bands of the Al chains with tight binding method by using the bulk parameters³¹ have not been too successful. This suggests that the transferability of energy parameters fitted to bulk is not satisfactory for the 1D (T -, W - and L -) structures.

The T structure with two parallel linear chains can be viewed as the 1D analog of the 3D close packing. In this respect, the T -structure may be considered in a different class and as a precursor of the 2D hexagonal lattice. Adding one more parallel chain in registry with the quasi 1D T -structure, one starts to build the hexagons, where $2/3$ of the atoms have four and $1/3$ of the atoms have six nearest neighbors. As a natural extension of these arguments, another intermediary, quasi 1D structure, for example, is a ladder structure which consists of two parallel linear chains forming a row of squares with a lattice constant of d and allowing for three nearest neighbors. This metastable structure is a 1D analog of the top site registry of 2D atomic planes.³² Our calculations show that the cohesive energy of the ladder structure is increased when the distance between two chains increases, so that the chain turns to two strands. The cohesive energy of the strands is found between the T - and W -structure. By going from planar to non-planar geometry the cohesive energy further increases. The present work suggests that the Born-Oppenheimer surface for these quasi 1D structures is rather complex, and generally E_C increases with increasing coordination number and decreasing bond angle. As clarified in Sec. II, the stable structures correspond to the local minima on the Born-Oppenheimer surface and are expected to be vibrationally stable at least at low temperatures. The 1D T -structure found for Al, Au, Cu, Ca and K appears to be common to metals, in a way an intermediate structure between a truly 1D and 2D structures.

We also note that the linear and zigzag structures of Al have two bands crossing the Fermi energy. Calculations using the Green's function method³³ yield one conduction channel for

each band of uniform chain crossing the Fermi level, and hence the ballistic conductance of the T -, W -, and L -structures $G = 2(2e^2/h)$. This value for the conductance arises from the fact that the channel capacity or the maximum conductance per channel is $2e^2/h$. It is straightforward to motivate the maximum value by appealing to the Heisenberg's uncertainty principle.³⁴ Recalling that conductance $G = \Delta I/\Delta V$, and $\Delta I = \Delta Q/\Delta t$, then for a single channel in extreme quantum limit $\Delta Q = e$. One can readily write $G = e^2/\Delta E\Delta t$. Now invoking the uncertainty principle, $\Delta E\Delta t \geq h$, one finally obtains $G \leq 2e^2/h$. Here the factor of two is due to spin. The maximum conductance per channel can never be greater than $2e^2/h$. We note that the value of the ballistic conductance for the infinite chain (*i.e.* $4e^2/h$) is at variance with the experimental results³⁵ yielding only $G \sim 2e^2/h$ for the finite Al chain. The discrepancy was explained by the fact that the electronic states are modified due to the finite size of the chain and the atomic configuration where the chain is coupled to the electrodes.³⁶

It is important to remark that creation of metallic overlayers on semiconductors is required in chip technology. Thus if one could place these quasi 1D structures on semiconductor surfaces without losing the metallic behavior of the chains, the technology would be considerably enhanced. Unfortunately, when one examines the deposition of monolayers of metals like Al, Au and Ga on Si, the lowest energy configuration turns out to be semiconducting in nature. A metastable state, in which Al forms a metallic zigzag structure on the Si(100) surface, has been reported.³⁷ It remains to be seen how feasible it is to fabricate such a structure.

In summary, we have found that a zigzag chain of aluminum in triangular configuration is most stable among the planar structures we studied. The structural results for planar geometries are similar to gold but bonding is different. A new metastable ladder structure intermediate to distorted linear and triangular structure is also reported. The metallicity has its origin in the π -bands. The stabilization of these metallic monoatomic chains on semiconductors remain an experimental challenge.

V. ACKNOWLEDGEMENT

We thank Dr Oguz Gülseren for his stimulating discussions.

REFERENCES

- ¹ H Ohnishi, Y. Kondo and K. Takayanagi, *Nature* **395**, 780 (1998).
- ² A. I. Yanson, G. R. Bolliger, H. E. Brom, N. Agraït, and J. M. Ruitenbeek, *Nature* **395**, 783 (1998).
- ³ N. Agraït, J. G. Rodrigo, S. Viera, *Phys. Rev. B* **47**, 12345 (1993).
- ⁴ J. Pascual *et al.* *Phys. Rev. Lett.* **71**, 1852 (1993).
- ⁵ J. Pascual *et al.* *Science* **267**, 1793 (1995).
- ⁶ L. Olesen *et al.* *Phys. Rev. Lett.* **72**, 2251 (1994).
- ⁷ J. M. Krans *et al.* *Phys. Rev. B* **50**, 14721 (1995).
- ⁸ U. Landman, W. D. Luedtke, N. A. Burnham, and R. J. Colton, *Science* **248**, 454 (1990).
- ⁹ A. M. Brotkovsky, A. P. Sutton, and T. N. Todorov, *Phys. Rev. B* **52**, 5335 (1995).
- ¹⁰ H. Mehrez and S. Ciraci, *Phys. Rev. B* **56**, 12632 (1997).
- ¹¹ M. R. Sørensen, M. Brandbyge, K. W. Jacobsen, *Phys. Rev. B* **56**, 14956 (1997).
- ¹² G. M. Finbow, R. M. Lynden-Bell, I. R. McDonald, *Mol. Phys.* **92**, 705 (1997).
- ¹³ O. Gulseren, F. Ercolesi and E. Tosatti, *Phys. Rev. Lett.* **80**, 3775 (1998).
- ¹⁴ E. Tosatti and S. Prestipino, *Science* **289**, 561 (2000); E. Tosatti *et al.*, *Science* **291** 288 (2001).
- ¹⁵ D. S. Portal *et al.* *Phys. Rev. Lett.* **83** 3884 (1999).
- ¹⁶ D. S. Portal *et al.* (arXiv:cond-mat/0010501)
- ¹⁷ J. A. Torres *et al.* *Surf. Sci.* **426**, L441 (1999).
- ¹⁸ M. Okamoto and K. Takayanagi, *Phys. Rev. B* **60**, 7808 (1999).

- ¹⁹ H. Häkkinen, R. N. Barnett, and U. Landman, J. Phys. Chem. B **103**, 8814 (1999).
- ²⁰ H. Häkkinen, R. N. Barnett, A. G. Scherbakov, and U. Landman, J. Phys. Chem. B **104**, 9063 (2000).
- ²¹ L. De Maria and M. Springborg, Chem. Phys. Lett. **323** 293 (2000).
- ²² H. J. Monkhorst and J. D. Pack, Phys. Rev. B **13**, 5188 (1976).
- ²³ D. Vanderbilt, Phys. Rev. B **41**, 7892 (1990); G. Kresse and J. Hafner, J. Phys.: Condens. Matter **6**, 8245 (1994).
- ²⁴ J. P. Perdew and Y. Wang, Phys. Rev. B **46**, 6671 (1992).
- ²⁵ G. Kresse and J. Hafner, Phys. Rev. B **47**, R558 (1993); G. Kresse and J. Furthmüller, Phys. Rev. B **54**, 11169 (1996).
- ²⁶ F. D. Tolla, A. D. Corso, J. A. Torres, and E. Tosatti, Surf. Sci. **454-456**, 947 (2000).
In this paper the conductance of the L - and C -structure are treated by using the first principle band structures calculations.
- ²⁷ The bulk cohesive energies calculated in the present work are in good agreement with earlier calculations using similar scalar-relativistic pseudopotentials. For example, in the LDA, we obtained for the bulk Au $d=2.88$ Å, $E_C=4.4$ eV. In the GGA, $d=2.96$ Å, $E_C=3.20$ eV. The values given in by Portal *et al.*¹⁵ are $d=2.91$ Å, $E_C=4.55$ eV for LDA, and $d=2.98$ Å, $E_C=3.37$ eV for GGA. The experimental values are $d=2.87$ Å, $E_C=3.78$ eV. The present GGA calculations found $d=2.86$ Å, $E_C=3.67$ eV for the bulk Al, and the GGA calculations by Torres *et al.*¹⁷ obtained $d=2.79$ Å, $E_C=3.74$ eV. The corresponding experimental values for Al are $d=2.86$ Å and $E_C=3.39$ eV. The GGA has a tendency towards underbinding, in particular for the noble metals Cu, Ag, Au, while the LDA is overbinding. The GGA outperforms the LDA when it comes to the cohesive energie of Al. It was shown that fully relativistic calculations improve the cohesive energies in the GGA. These features have been extensively discussed. See for example, P. H. T. Philipsen and E. J. Baerends, Phys. Rev.

- B 61**, 1773 (2000).
- ²⁸ G. R. Bolliger, S. R. Bahn, N. Agrait, K. W. Jacobsen and S. Vieira, (to be published).
- ²⁹ I. P. Batra, Phys. Rev. **B42**, 9162 (1990).
- ³⁰ R. E. Peierls, *Quantum Theory of Solid*, Oxford University Press (1955).
- ³¹ D. A. Papaconstantopoulos, *Handbook of the Band Structure of Elemental Solids*, Plenum Press, New York (1986).
- ³² S. Ciraci, A. Baratoff, and I. P. Batra, Phys. Rev. **B42**, 7616 (1990); Phys. Rev. **B46**, 10411 (1992).
- ³³ A. Buldum and J. P. Lu, Phys. Rev. **B63**, R161403, (2001).
- ³⁴ I. P. Batra, Surf. Sci. **395**, L43 (1998).
- ³⁵ E. Scheer *et al.*, Nature, **394**, 154 (1998).
- ³⁶ H. Mehrez, S. Ciraci, A. Buldum and I. P. Batra, Phys. Rev. **B55**, R1981 (1997).
- ³⁷ I. P. Batra, Phys. Rev. Lett. **63**, 1704 (1989).

FIGURES

FIG. 1. The calculated total energy E_T (and also cohesive energy, E_C) of an infinite Al chain with linear, planar (zigzag and ladder), and non-planar (cross) structures. Energies are given relative to the energy of a free Al atom. The calculated energy of bulk Al is indicated by arrow. Relevant structural parameters, bond length d , bond angle α , $s =$ and h are shown by inset for non-planar cross C , high energy (or equilateral triangular) T , low energy zigzag W , ladder (or strands) S and linear (L) geometries. The zigzag structure is in the (xz) -plane. The short and long dumbbells of the C -structure are along x - and y -axis, respectively. For values of energies and structural parameters see Table I.

FIG. 2. Charge density counterplots of 1D and 3D Al structures: (a) Bulk; (b) Linear geometry; (c) W -geometry, on the plane of the zigzag structure (*i.e.* xz -plane); (d) W -geometry, on the plane passing through the Al–Al bond and perpendicular to the plane of the zigzag structure; (e) T -geometry, on the plane of the zigzag structure; (f) T -geometry, on the plane passing through the bond and perpendicular to the plane of the zigzag structure. Increasing direction of the charge density is indicated by arrows. Numerals show the highest contour values. Atomic positions are indicated by \mathbf{x} .

FIG. 3. Charge density counterplots of the Au chain. (a) T -structure; (b) T -structure, on the plane passing through the bond and perpendicular to the zigzag plane.

FIG. 4. Energy band structure of Al and Au chains. (a) Linear L -; (b) low energy zigzag, W -; (c) high energy zigzag T -structure of Al. (d) Linear L -; (e) W -; (f) T -structure of Au. Bands of L -structure is zone folded for the sake of comparison with the zigzag structures. Zero of energy is taken at the Fermi level.

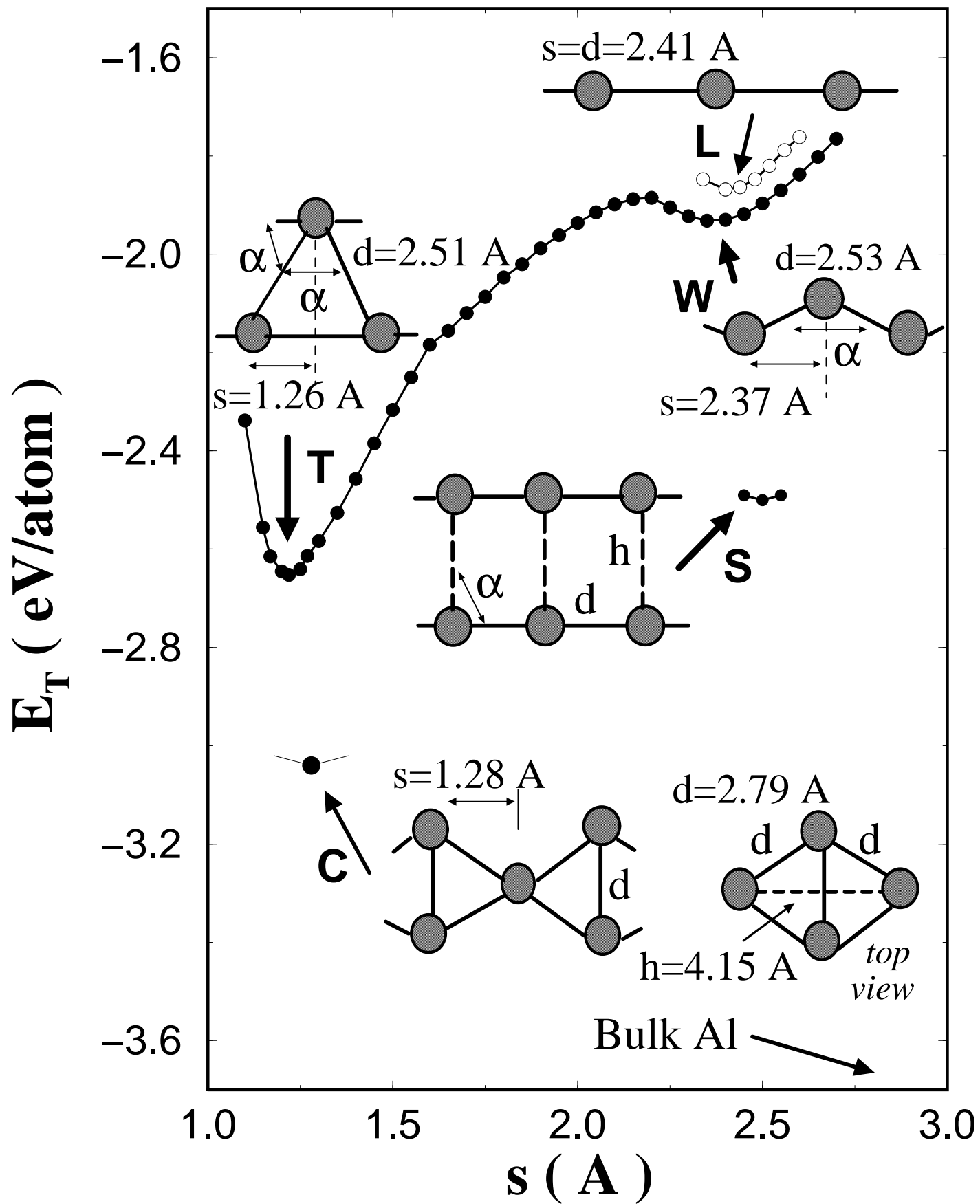
Table I: Calculated lattice parameters and cohesive energies of 1D and bulk structures for Al and Au. The geometric parameters of the structures (s , d , h etc) are explained in Fig. 1

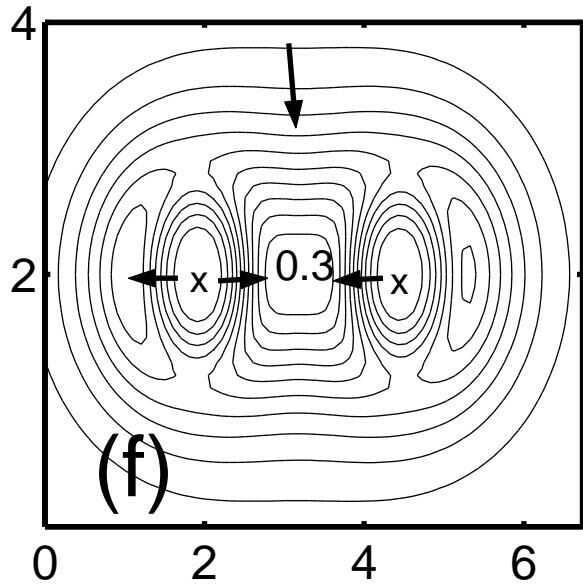
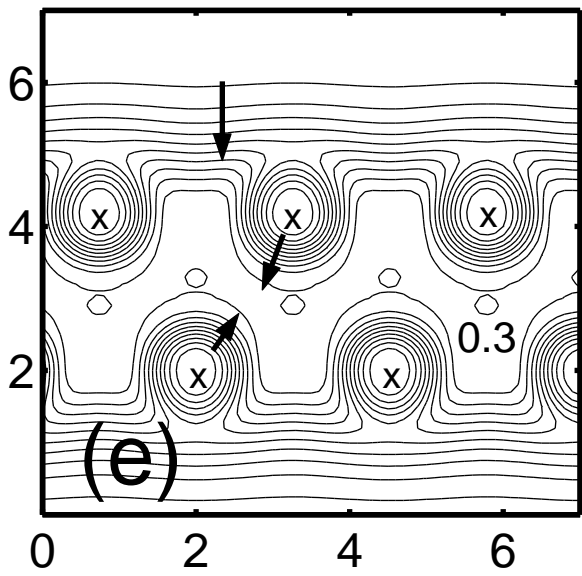
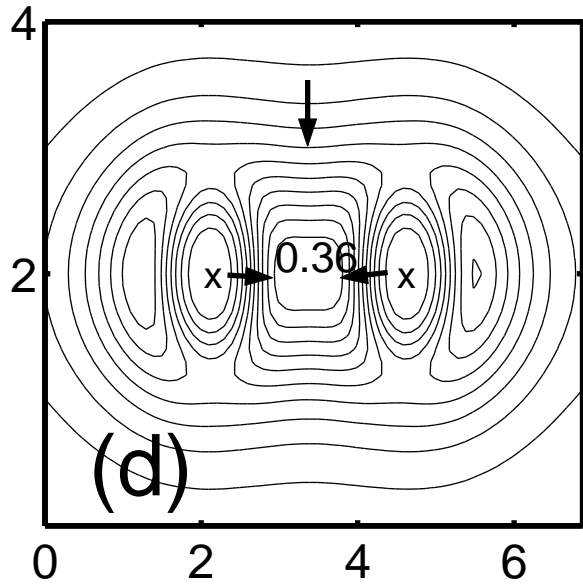
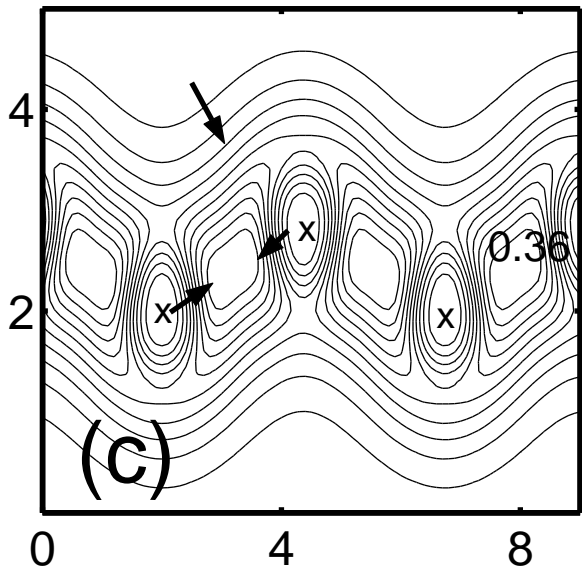
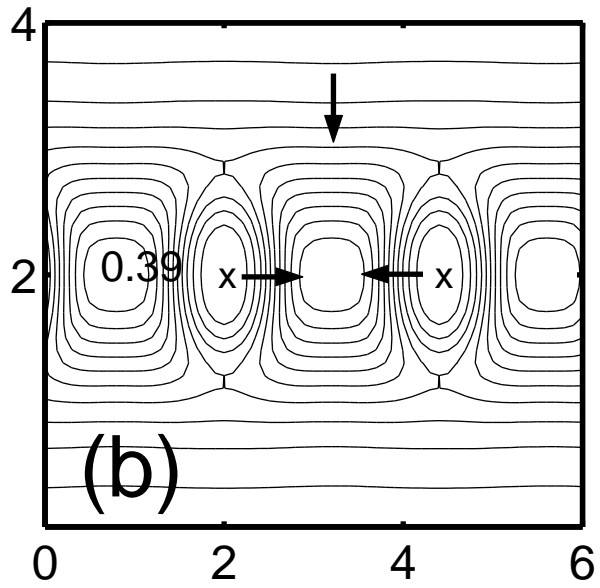
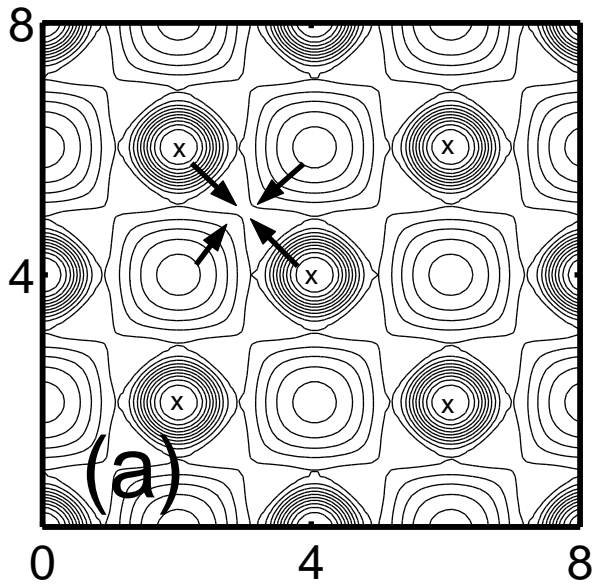
Aluminum

Structure	$s(\text{\AA})$	$d(\text{\AA})$	α	$E_c(\text{eV/atom})$
L	2.41	2.41	180^0	1.87
W	2.37	2.53	139^0	1.92
S	$h=2.68$	2.50	180^0 & 90^0	2.50
T	1.26	2.51	60^0	2.65
C	1.28	2.79	60^0 & 104^0	3.04
Bulk	—	2.86	60^0 & 90^0	3.67

Gold

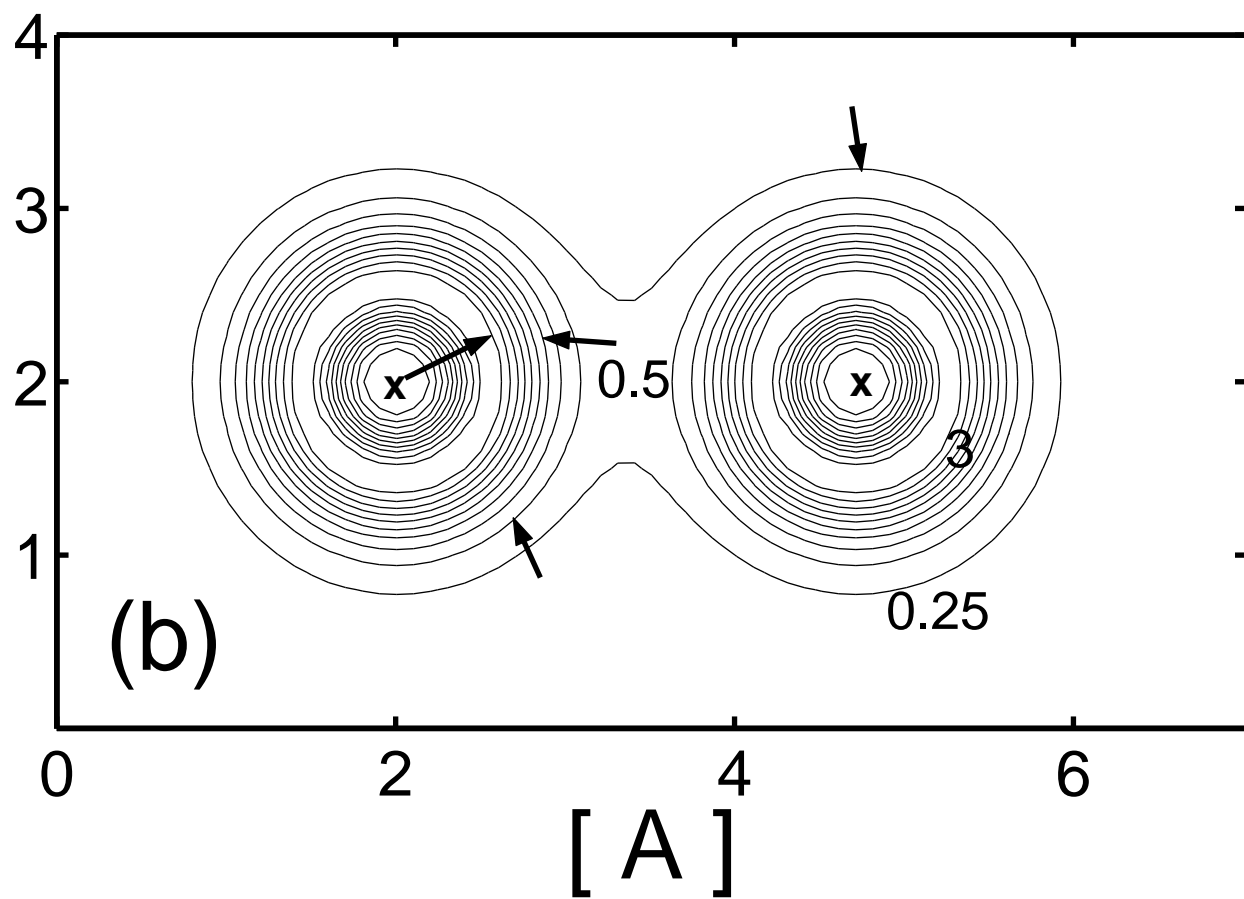
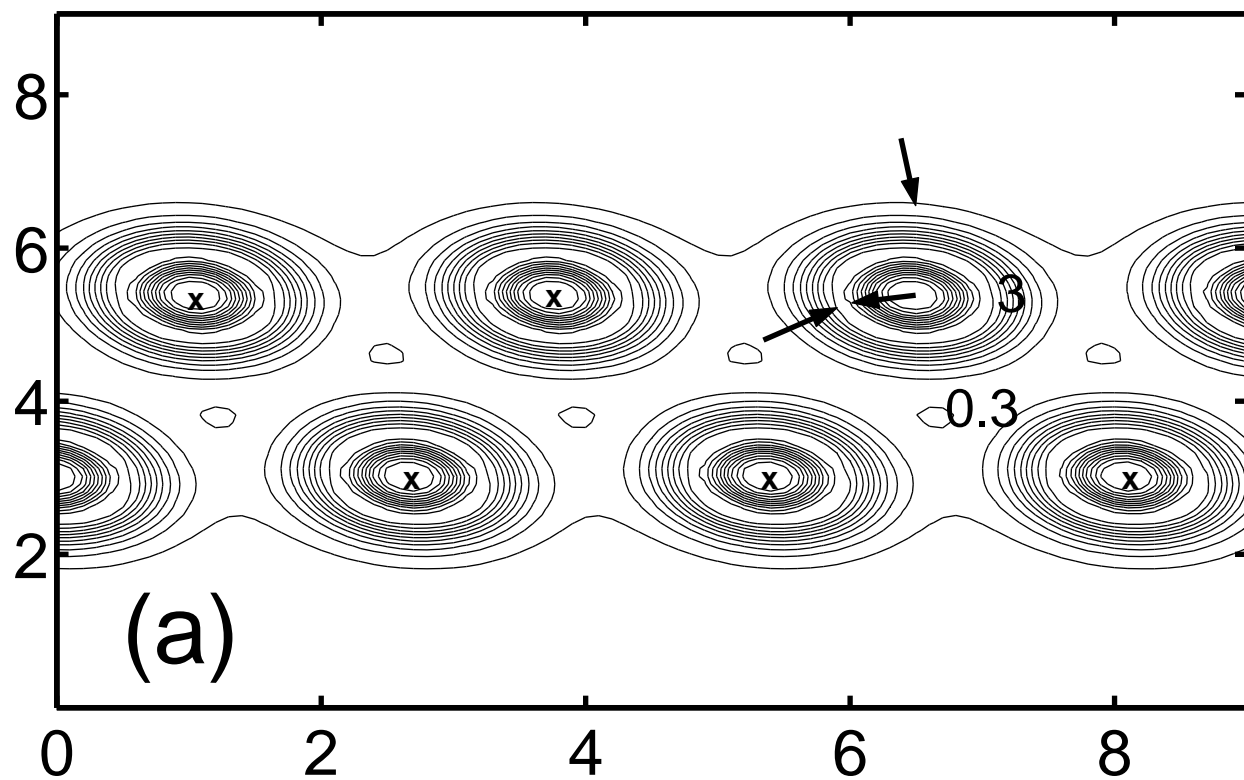
L	2.59	2.59	180^0	1.68
W	2.33	2.56	131^0	1.90
T	1.36	2.71	60^0	2.23
Bulk	—	2.96	60^0 & 90^0	3.20





[A]

[A]



BAND ENERGY (eV)

