

Antiferromagnetic interlayer coupling in Fe/*c*-SiFe/Fe sandwiches and multilayers

J.M. Pruneda^a, R. Robles^b, S. Bouarab^c, J. Ferrer^a and A. Vega^b

^b*Departamento de Física, Facultad de Ciencias, Universidad de Oviedo, 33007 Oviedo, Spain.*

^a*Departamento de Física Teórica, Atómica, Molecular y Nuclear, Facultad de Ciencias.*

Universidad de Valladolid, E-47011 Valladolid, Spain.

^c*Département de Physique, Institut des Sciences Exactes, Université de Tizi-Ouzou, 15000 Tizi-Ouzou, Algérie.*

We report the first ab-initio study of the interlayer exchange coupling in Fe/*c*-FeSi/Fe sandwiches and Fe/*c*-FeSi multilayers. We perform several structural studies, which show the stability of the CsCl arrangement seen experimentally for the spacer. We find antiferromagnetic coupling between the Fe slabs for spacer thicknesses smaller than about 15 Å, for both sandwiches and multilayers structures. We also study the effect of pinholes, interface roughness or structural misconfigurations of the spacer on the sign and magnitude of the exchange constant J . We finally show that the asymptotic behavior of J is determined by a flat band of the *c*-FeSi spacer, located at the M point in the Brillouin zone.

Magnetic multilayer devices (MMD) can be roughly classified according to the conducting nature of the spacer material, which leads to markedly different behavior of the exchange coupling constant between the magnetic layers, J , as a function of the thickness of the spacer, z [1]. The first class comprises those systems whose spacer is a metal. In this case, $J(z)$ shows oscillatory behavior, whose period is typically of a few Angstroms; superimposed to these oscillations, $J(z)$ also decays as $1/z^2$, becoming negligible after several tens of Angstrom. The second class is composed of those devices where the spacer is a semiconductor. Now, $J(z)$ is frequently antiferromagnetic (AF) and its magnitude decreases exponentially with a decay length of at most two or three Angstrom. (Fe/*c*-FeSi) MMD stand out among all such structures as having a metallic spacer in *the brink of becoming a semiconductor*. Consequently, (Fe/*c*-FeSi) MMD might display the characteristic features of crossover, or even critical, behavior between two different physical regimes. Indeed, the exchange coupling constant of these devices is always AF, but has a fairly large decay length, becoming negligible at spacer thicknesses more proper of a metallic than of a semiconducting spacer [2–7]. The details of growth and the crystal structure of (Fe/*c*-FeSi) MMD, in addition to the unique behavior of $J(z)$, might also make these systems strongly attractive for manufacturers interested in the design of spin polarized transport devices. Indeed, the iron silicide spacer, which possesses the CsCl structure (*c*-FeSi) [5,6,8], can be formed by inter-diffusion of Fe and Si slabs of appropriate thicknesses grown epitaxially [7,9]. LEED and AES experiments, which have been applied successfully to study epitaxial Fe/Si/Fe (001), have shown that the perpendicular interlayer distance in this bcc-like structure remains constant at ≈ 1.43 Å, very close to the values for pure bulk bcc Fe [7].

Despite the large amount of experimental information, and the plausible technological relevance of these MMD, no systematic ab-initio studies of their structural sta-

ties have been performed up to now. Only the asymptotic region of exponentially decaying antiferromagnetic exchange has been qualitatively analyzed in an article by Vries *et al.* [6] using both Bruno's ideas [1] and a model by Shi and coworkers [10]. We report in this Letter a thorough study of the structural stability, the exchange constant J , and the magnetic moment distribution of Fe/*c*-FeSi/Fe(001) trilayer and Fe/*c*-FeSi multilayer devices as a function of the spacer thickness z . We show how interstitial defects such as pinholes or interface roughness affect the sign and magnitude of J for thin spacers, by studying several mixed interfaces. We have extended Bruno's theory [1] to account for the effect of different effective masses on the exchange constant. This has allowed us to make an excellent fit to the asymptotic behavior of J , which shows that the relevant contribution to the exchange constant comes from a band in the *c*-FeSi spacer located at the M point of the Brillouin zone, and not at the X point, as speculated previously [6,10].

We have determined the spin-polarized electronic structure using a scalar-relativistic version of the k -space TB-LMTO method [11] developed in the atomic spheres approximation. We have used two different versions of the generalized gradient approximation (GGA) for the exchange and correlation potential: the Perdew-Wang (PW) [12] and the Langreth-Mehl-Hu (LMH) [13], and benchmark them against preliminary results obtained in the Local Spin Density Approximation (LSDA) [14]. We model the system according to the existing LEED structural analysis of MBE-grown Fe/SiFe/Fe (001) sandwiches briefly mentioned above [7,9]. We have performed our calculations using both the experimental interlayer distance (1.43Å) and the lattice parameters which come from a total energy minimization of Fe and *c*-FeSi bulk materials, and obtained overall qualitative agreement between both sets of calculations. For the sake of clarity, we discuss here the results obtained using the experimental distance, unless otherwise stated. We employ the super-cell technique, both for trilayer (TD) and multilayer de-

$\text{Fe}_7/c\text{-Fe}_{(n-1)}\text{Si}_n/\text{Fe}_7$ in the (001) direction, with $n = 1 - 6$. Two successive trilayer sandwiches are then separated by enough layers of atomic empty spheres to have each individual trilayer decoupled from the rest. We have also investigated the effect of the thickness of the Fe substrate on the stability of the interlayer exchange coupling, and found that the results are not altered for Fe slabs thicker than the selected case of seven layers. The electronic and magnetic structures are calculated using an increasing number of k -points in the irreducible Brillouin zone. Convergence is obtained for 90 k -points, results for 132 k -points being quantitatively the same.

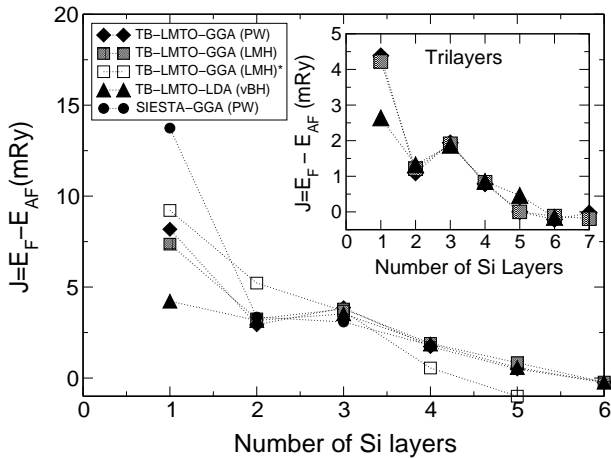


FIG. 1. Total energy difference $J = E_F - E_{AF}$ as function of the number n of Si atomic monolayers in the spacer for $\text{Fe}_7/c\text{-Fe}_{(n-1)}\text{Si}_n/\text{Fe}_7(001)$ multilayer devices. The inset shows J for trilayers. Open squares denote values of J obtained using the theoretical lattice constant and the LMH functional.

We have first made structural analyses to test that the experimental result of inter-diffusion of a thin Si film into the Fe slabs, that creates the $c\text{-FeSi}$ structure, can be understood in terms of the energetics of the different plausible atomic arrangements in the spacer. We have therefore computed the total energy for $\text{Fe}_7/\text{Si}_3\text{Fe}_2/\text{Fe}_7$ TD with different layer configurations in the spacer, which modify the $c\text{-CsCl}$ structure. We have checked, for instance, that the $\text{Fe}_7/\text{Si}/\text{Fe}/\text{Si}_2/\text{Fe}/\text{Fe}_7$ arrangement is 300 mRy higher in energy than the $\text{Fe}_7/\text{Si}/\text{Fe}/\text{Si}/\text{Fe}/\text{Si}/\text{Fe}_7$ configuration, and that in the former case the F alignment is slightly more stable than the AF one.

We have further performed molecular dynamics simulations, relaxing the atomic positions in the z direction, for $\text{Fe}_9/c\text{-(Fe}_1\text{Si}_2)/\text{Fe}_9$ and $\text{Fe}_7/c\text{-(Fe}_2\text{Si}_3)/\text{Fe}_7$ TD using the SIESTA code. SIESTA is a Density Functional Theory code based in pseudopotentials which allows structure optimizations of the whole system which are beyond the capabilities of the all-electron TB-LMTO method, particularly when surfaces are present. Besides,

structures composed of iron atoms in different environments [15]. We have used a minimal basis set and the PW functional for exchange-correlation [12]. Pseudopotentials were generated with the Troullier-Martins method [16], with $4s^13d^7$ and $3s^23p^2$ valence configurations for Fe and Si, respectively. We have found that the forces in the theoretical bcc-like configuration just make the interstitial Fe atoms move slightly into the FeSi spacer, and expand a bit the Si-Si distances, the structure being very stable otherwise. The obtained exchange constants J are also similar within 10 % to those obtained with the TB-LMTO method in the unrelaxed structure, therefore lending further support to our theoretical study.

We pass on now to discuss the behavior of $J(z)$, defined as the difference between the total energies of F and AF alignments of the Fe slabs, for thin TD with perfect interfaces. Fig. 1 shows the exchange constant as a function of the number n of Si atomic monolayers, which is a measure of the thickness of the spacer. We always find a positive J of the order of some mRy, which decreases with z in a non-monotonic fashion, has a bump for $n = 3$ and vanishes for $n \approx 5 - 6$. The bump might correlate with a small protuberance which is seen experimentally at exactly the same spacer thickness [6]. It is not an artifact produced by the TB-LMTO code because we also find it when we use SIESTA. Its height depends, on the other hand, on the choice of the interlayer distances, becoming smaller when we use theoretical or relaxed values for them (see the inset in Fig. 1). The experimental peak seen for $n=4$ seems to be somewhat sample dependent [18], and we find no traces of it in our simulations. The exchange constant becomes negligible for spacer thicknesses larger than five or six atomic Si layers, which correspond to a distance of about 15 \AA . Because the error bars coming from our calculations are of the order of the values obtained, we can only honestly conclude that J does not have any large oscillation for such thicknesses. Experiments actually show that for z larger than $\approx 13 \text{ \AA}$, $J(z)$ follows the asymptotic behavior of a semiconductor, with a large decay length of about 3.6 \AA . This overall theoretical behavior for thin trilayer devices, that was also obtained within the LSDA [14], is therefore in nice qualitative agreement with the experimental results by Vries *et al.* [6].

We find that the exchange constant obtained for multilayers follows the same trend as that found for trilayer structures, its magnitude being roughly a factor of two larger (see inset of Fig 1). This fact can be qualitatively explained in terms of simple Heisenberg-like physics, making use of an analogy with spin chains: the energy to flip a spin in a molecule composed of two atoms is half that required to do so in an infinite chain. We also find that for given z , J slightly oscillates as a function of the thickness of the iron slabs, as seen in Co/Cu MMD [17,1].

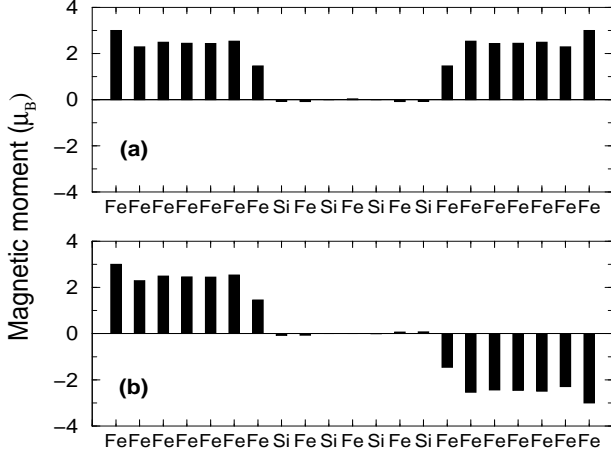


FIG. 2. Distribution of magnetic moments for $\text{Fe}_7/\text{c-Fe}_3\text{Si}_4/\text{Fe}_7$ (001) sandwiches in the (a) ferromagnetic and (b) antiferromagnetic configurations. Black bars correspond to the magnetic moments of Fe whereas white bars correspond to Si moments.

Vries and coworkers observe F-type contributions superimposed on top of the AF-like behavior in their Kerr hysteresis loops for TD with spacer thicknesses smaller than about 6-7 Å [6]. We present now results for several TD where we simulate a variety of atomic misconfigurations inside the spacer or at its interfaces with the iron slabs, because we wish to test whether they can induce such ferromagnetic coupling. The first one consists of the $\text{Fe}_7/\text{Si}/\text{Fe}/\text{Si}_2/\text{Fe}/\text{Fe}_7$ TD which was introduced a few paragraphs before. It is supposed in this case that the Si layers have not diffused completely into the Fe slabs to form the *c*-FeSi structure. We find that J is ferromagnetic, with $J = -3.49$ mRy. We present next the case of dense arrays of thin pinholes or rough interfaces for TD with $n = 1, 2$, and 3 (e.g.: up to about 8 Å). We simulate them by doubling the cross section of our unit cell, which now contains two atoms per atomic plane. For $n=1$, we exchange one atom in the Si layer by another in the last layer of one of the iron slabs. We create this way a periodic array of thin pinholes which leads to a strongly ferromagnetic J of -73 mRy (about thirty times larger in magnitude than the corresponding one for a pure *c*-FeSi spacer). We subsequently look at two different configurations for $n=2$. In the first one, the Fe and Si atoms are arranged again in such a way that there are thin bridges along the spacer as before. The exchange constant is then also negative, with a value of -33 mRy. We make the second configuration such that one of the Si layers has no iron atoms, which means that one of the interfaces is rough while the other one is perfect. We find in this largely asymmetric case that J is equal to -0.7 mRy, which is of the same order of magnitude than its antiferromagnetic counterpart. We finally present for $n = 3$ the case where both interfaces are rough while the central Si

is again largely ferromagnetic, $J = -5.1$ mRy. We therefore conclude that atomic misconfigurations generically give rise to very strong ferromagnetic couplings. A comparison of our results with those presented by Vries [6] lets us infer some further conclusions about the structure of these sandwiches, namely: (a) it is very likely that for TD with thicknesses smaller than about 3 Å there is a process of diffusion of iron into the Si layer (or vice versa), so that the Si layer is disrupted; (b) for TD with spacer thicknesses larger than about 4 Å, diffusion takes place but leads to the formation of a *c*-FeSi spacer with interfaces of high quality.

We come to comment now on the profiles that we find for the magnetic moments, which we show in Fig. 2 for TD with $n=4$. First, we have that the *c*-FeSi spacer displays tiny magnetic moments of order $0.05 \mu_B$ at the interface with the iron slabs, with whom they couple antiferromagnetically. Second, the absolute values of these magnetic moments are almost identical for both alignments. Third, iron atoms in the vicinity of the interface with the spacer have reduced magnetic moments ($\sim 1.46 \mu_B$) due to the hybridization of their orbitals with those belonging to *c*-FeSi atoms. Surface effects, on the other hand, induce enhanced magnetic moments at the Fe external layers, ($M \sim 2.97 \mu_B$). Finally, magnetic moments at the center of the Fe slabs slightly oscillate around the bulk value ($\sim 2.20 \mu_B$). We find similar behavior for multilayer devices, apart from the obvious fact that no surface effects exist for them.

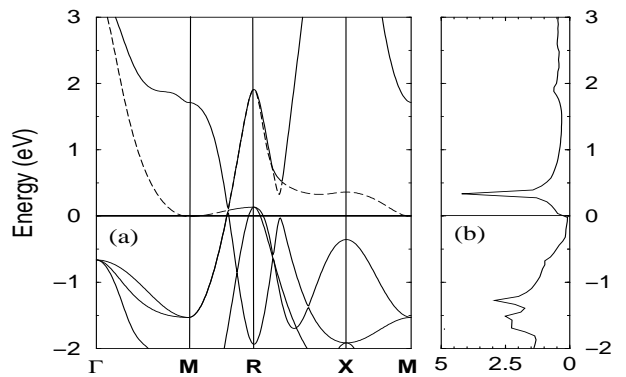


FIG. 3. (a) Details of the band structure of bulk *c*-FeSi. The band drawn with a dashed line has a band edge at the M point and a large flat section around the X point; (b) Total density of states of bulk *c*-FeSi (in states/eV), showing the band edge at the Fermi level and a sharp peak located about 0.3 eV above it.

The last part of this letter is devoted to study the asymptotic behavior of $J(z)$. We have extended Bruno's theory to account for the different effective masses of electrons located at the relevant bands of the spacer and of the majority and minority populations of the iron slabs, and used it to study the contribution to $J(z)$ coming from

authors [6,10] have speculated that the main contribution to $J(z)$ should come from a band centered at the X point, which gives rise to a sharp peak in the density of states, see Fig. 3. We have generated the band structure of bulk ferromagnetic bcc iron and c-FeSi using the TB-LMTO code and used them to fit such a band, as well as those in the iron slabs closest to the Fermi energy, to parabolae. This has allowed us to extract band edges E_g and effective masses m^* , which we have plugged into our extension of Bruno's formula for $J(z)$. We have found that the exchange constant decays in an oscillatory fashion. This behavior, which is due to the negative effective mass of the relevant band at the spacer, can not be easily reconciled with the experimental data. We have therefore turned our attention to the contribution of the same band at the M point, which now gives rise to a three-dimensional band edge right at the Fermi energy. The naive estimate for decay length λ would in this case be infinity. If such an hypothesis was confirmed, the exchange constant would decay as a power law, displaying therefore the typical behavior of critical phenomena [19]. We nevertheless find that additional contributions to λ come from the fact that the E_g 's of the bands at the iron slabs are not placed at the Fermi energy, a fact which gives rise to finite effective barriers (we only find power law decay when one of these edges is finely tuned to zero energy). We have fitted again the E_g 's and m^* 's of the relevant bands at the M point and introduced them into the formula for $J(z)$. We have extracted this way a decay length of 3.6 \AA and more generically an overall behavior in excellent agreement with the experimental results available to us. Fig. 4 shows how $J(z)$ fits the exponential $e^{-z/3.6}$. The layout of this figure purposely mimics that of Fig. 5 in Ref. [6] with which should be compared. We wish to stress that all parameters entering into the expression for $J(z)$ have been obtained independently from a band structure calculation, which has left us no room for fitting.

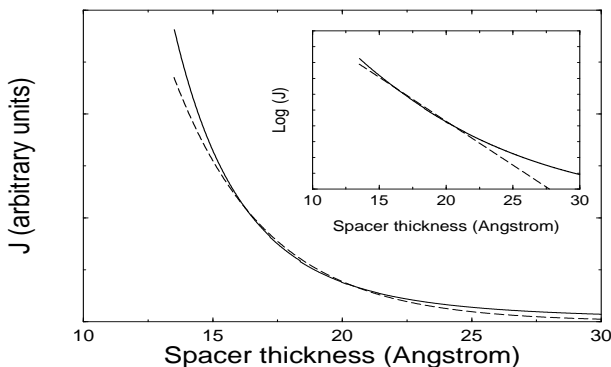


FIG. 4. Asymptotic behavior of the exchange constant as a function of the thickness of the spacer. Solid line is the result from our amended version of Bruno's theory; dashed line is a fit to $e^{-z/3.6}$. The inset shows the logarithm of J

In conclusion, we have performed a thorough study of the structural stability and magnetic properties of Fe/c-FeSi magnetic trilayer and multilayer devices, using a combination of density functional methods. We have studied how dense arrays of pinholes and interface roughness, or other structural misconfigurations affect the AFM character of the exchange constant. We have deduced that the process of diffusion which is used to grow these MMD is very effective and leads to interfaces of very high quality. We have made use of a slight modification of the theory by Bruno to show how it is the M point which governs the behavior of $J(z)$ for large thicknesses of the c-FeSi spacer.

This work was supported by Acciones Integradas (HF1999-0041), the spanish DGESIC (Projects PB98-0368-C02 and PB96-0080-C02) and Junta de Castilla y León (Grant VA 70/99). R. Robles and J.M. Pruneda acknowledge FPU and FPI grants from the Spanish Council of Education and Culture. We would like to thank Professors J. M. Alameda and C. Demangeat for fruitful discussions.

-
- [1] P. Bruno, Phys. Rev. B **52**, 411 (1995).
 - [2] B. Briner and M. Landolt, Phys. Rev. Lett. **73**, 340 (1994).
 - [3] J. E. Mattson et al., Phys. Rev. Lett. **71**, 185 (1993).
 - [4] K. Inomata, J. Yusu, and Y. Saito, Phys. Rev. Lett. **74**, 1863 (1995).
 - [5] A. Chaiken, R. P. Michel, and M. A. Wall, Phys. Rev. B **53**, 5518 (1996).
 - [6] J. J. de Vries et al., Phys. Rev. Lett. **78**, 3023 (1997).
 - [7] G. J. Strijkers, J. T. Koehlhepp, H. J. M. Swagten, and W. J. M. de Jonge, Phys. Rev. Lett. **84**, 1912 (2000).
 - [8] E. E. Fullerton et al., J. Appl. Phys. **73**, 6335 (1993).
 - [9] M. Fanciulli et al., Phys. Rev. B **59**, 3675 (1999).
 - [10] Z.-P. Shi, P. M. Levy and J. L. Fry, Eur. Phys. Lett. **26**, 473 (1994).
 - [11] O. K. Andersen and O. Jepsen, Phys. Rev. **B 53**, 2571 (1984).
 - [12] J. Perdew and Y. Wang, Phys. Rev. B **45**, 13244 (1992).
 - [13] C. D. Hu and D. C. Langreth, Phys. Scr. **32**, 391 (1985).
 - [14] R. Robles, J. M. Pruneda, S. Bouarab, J. Ferrer and A. Vega, Surf. Sci., in press (2001).
 - [15] J. Izquierdo, A. Vega, L.C. Balbás, D. Sánchez-Portal, J. Junquera, E. Artacho, J.M. Soler and P. Ordejón, Phys. Rev. B **61**, 13639 (2000), and references therein.
 - [16] N. Troullier and J.L. Martins, Phys. Rev. **B 43**, 1993 (1991).
 - [17] P. J. H. Bloemen et al., Phys. Rev. Lett. **72** 764 (1994).
 - [18] J. J. de Vries, Ph. D. thesis, Eindhoven University of Technology, 1996.
 - [19] D. J. Amit, *Field Theory: the Renormalization Group and Critical Phenomena* (World Scientific, Singapore).