

Mott–Hubbard Insulator in Infinite Dimensions*

Eva Kalinowski and Florian Gebhard

Fachbereich Physik, Philipps-Universität Marburg, D-35032 Marburg, Germany

We calculate the one-particle density of states for the Mott–Hubbard insulating phase of the Hubbard model on a Bethe lattice in the limit of infinite coordination number. We employ the Kato–Takahashi perturbation theory around the strong-coupling limit to derive the Green function. We show that the Green function for the lower Hubbard band can be expressed in terms of polynomials in the bare hole-hopping operator. We check our technique against the exact solution of the Falicov–Kimball model and give explicit results up to and including second order in the inverse Hubbard interaction. Our results provide a stringent test for analytical and numerical investigations of the Mott–Hubbard insulator and the Mott–Hubbard transition within the dynamical mean-field theory. We find that the Hubbard-III approximation is not satisfactory beyond lowest order, but the local-moment approach provides a very good description of the Mott–Hubbard insulator at strong coupling.

PACS numbers: 71.10Fd, 71.27.+a, 71.30+h

1. INTRODUCTION

As emphasized by Mott early on^{1,2}, interacting electrons in a single half-filled band may undergo a quantum phase transition from a metallic to an insulating state without breaking the translational or spin symmetry of the underlying Hamiltonian (Mott–Hubbard transition³). The explicit formulation of the corresponding minimal Hamiltonian by Hubbard⁴, Gutzwiller⁵, and Kanamori⁶, allowed a concise discussion of the Mott–Hubbard transition. In the Hubbard model, the electrons’ on-site interaction of strength U competes with their kinetic energy, characterized by the bandwidth W for vanishing interactions.

*Dedicated to Peter Wölfle on the occasion of his 60th birthday.

E. Kalinowski and F. Gebhard

The Hubbard Hamiltonian poses a most difficult many-body problem, and approximate treatments had to be devised. For example, within the Gutzwiller variational scheme⁵ Brinkman and Rice⁷ corroborated Mott's view of the Mott–Hubbard transition as a *continuous* quantum phase transition: At some finite critical interaction strength, $U_c = \mathcal{O}(W)$, the quasiparticle weight goes to zero coming from the metallic side, and the gap closes coming from the insulating side³. Qualitatively the same picture is found from the exact solution of the $1/r$ Hubbard model in one dimension^{8,3}.

A few years ago, these views were challenged by Georges and Kotliar and their collaborators; for a review, see Ref. 9. They developed further and studied the dynamical mean-field theory for the Hubbard model which becomes exact in the limit of infinite lattice coordination number¹⁰. Results from various analytical and numerical techniques led them to the conclusion that the Mott–Hubbard transition is *discontinuous* in the sense that the gap jumps to a finite value when the quasiparticle weight becomes zero at $U_{c,2} \equiv U_c$ (scenario of a ‘preformed gap’). They argue that the insulating solution to the equations persists down to $U_{c,1} < U_{c,2}$ but its energy is higher than that of the metallic state.

Various approaches to the Mott–Hubbard transition for lattices with infinite coordination number yield results in favor of either of the conflicting scenarios; for a review, see Refs. 3,9, and Refs. 11–17 for more recent treatments. Insightful physical arguments helped to sharpen the physical and mathematical implications of the scenario of a preformed gap transition^{18–21} but cannot resolve the issue. Since an exact solution to the dynamical mean-field equations is still lacking, all analytical approaches^{22–24,17} are necessarily approximate in nature. Numerical investigations of the dynamical mean-field equations^{12–17,25,26} involve (i) discretization, (ii) numerical diagonalization, (iii) interpolation, (iv) iteration of the self-consistency cycle, and (v) extrapolation to the thermodynamic limit. The Random-Dispersion Approximation¹¹ provides an alternative to the dynamical mean-field approach. However, apart from (iv), similar steps are required in its numerical implementation. Therefore, the region of applicability of the available numerical techniques is not a priori clear either.

In such a situation, benchmark tests need to be provided in order to assess the quality of the various analytical and numerical approaches deep in the metallic and insulating phases where perturbation theory provides reliable answers. If an approximate technique fails in the perturbatively accessible regimes where others may pass, its predictions on the Mott–Hubbard *transition* should not be taken too seriously.

In this work, we provide such a benchmark test for the Mott–Hubbard insulator at zero temperature. In Sect. 2. we introduce the definitions of

Mott–Hubbard Insulator in Infinite Dimensions

the Hubbard model and the Falicov–Kimball model²⁷ and the relevant one-particle Green functions. We restrict ourselves to the half-filled Bethe lattice with an infinite coordination number, and exclude all possible ordered ground states which would conceal the Mott–Hubbard transition.

The ground state of the Mott–Hubbard insulator is vastly degenerate. Therefore, in Sect. 3., we invoke Kato–Takahashi perturbation theory to calculate the one-particle Green function systematically in the insulating regime. As a simple application, we re-derive the well-known lowest-order solution²⁸.

In Sect. 4. we use the exactly solvable Falicov–Kimball model as a test case²⁹. We show how to overcome the resummation problem of our series expansion. We find excellent agreement between our results to second order in $1/U$ and the exact density of states down to $U \approx 0.75W$; for the Falicov–Kimball model, $U_c^{\text{FK}} = W/2$ for the transition.

This observation makes us confident that our second-order results for the Hubbard model, Sect. 5., provide a reliable test down to $U \approx 1.5W$. Our approach allows an estimate of the critical value for the closure of the gap. This value corresponds to $U_{c,1}$ in the scenario of a discontinuous transition, and to U_c if the scenario of a continuous quantum phase transition is the correct one; for the Hubbard model, there is consensus that the insulator no longer exists below $0.9W < U_{c,1} < 1.3W$.

In Sect. 6. we make a first comparison with two other analytical methods. The Hubbard-III approximation turns out to be inappropriate whereas the local-moment approach provides a very good description of the Mott–Hubbard insulator. A more detailed comparison is planned to be published elsewhere. Short conclusions, Sect. 7., close our presentation.

2. DEFINITIONS

2.1. Hamilton Operators

In this work we study the Hubbard model⁴,

$$\hat{H} = \hat{T} + U\hat{D} . \quad (1)$$

The kinetic energy of the electrons reads

$$\hat{T} = \frac{-t}{\sqrt{Z}} \sum_{i,\tau;\sigma} \hat{c}_{i,\sigma}^+ \hat{c}_{i+\tau,\sigma} , \quad (2)$$

where $\hat{c}_{i,\sigma}^+$, $\hat{c}_{i,\sigma}$ are creation and annihilation operators for electrons with spin σ at site i , where i runs over all lattice sites and τ denotes the Z nearest-neighbor vectors. Since we are interested in the Mott insulating phase, we

E. Kalinowski and F. Gebhard

consider exclusively a half-filled band where the number of electrons N equals the number of lattice sites L .

We restrict our analysis to the Bethe lattice where each site is connected to Z other sites without the generation of loops, and the limit $Z \rightarrow \infty$ is implicitly understood henceforth. Then, the non-interacting density of states becomes³⁰

$$\rho(\omega) = \frac{2}{\pi W} \sqrt{4 - \left(\frac{4\omega}{W}\right)^2}, \quad (|\omega| \leq W/2), \quad (3)$$

where $W = 4t$ is the bandwidth. In the following, we shall set $t \equiv 1$ as our energy unit.

The Hubbard interaction reads

$$\hat{D} = \sum_i \left(\hat{n}_{i,\uparrow} - \frac{1}{2} \right) \left(\hat{n}_{i,\downarrow} - \frac{1}{2} \right), \quad (4)$$

where $\hat{n}_{i,\sigma} = \hat{c}_{i,\sigma}^\dagger \hat{c}_{i,\sigma}$ are the density operators for a given spin σ . For later use we also define the operators for the local electron density, $\hat{n}_i = \hat{n}_{i,\uparrow} + \hat{n}_{i,\downarrow}$. The operators $\hat{S}_i^x = (\hat{c}_{i,\uparrow}^\dagger \hat{c}_{i,\downarrow} + \hat{c}_{i,\downarrow}^\dagger \hat{c}_{i,\uparrow})/2$, $\hat{S}_i^y = (\hat{c}_{i,\uparrow}^\dagger \hat{c}_{i,\downarrow} - \hat{c}_{i,\downarrow}^\dagger \hat{c}_{i,\uparrow})/(2i)$, and $\hat{S}_i^z = (\hat{n}_{i,\uparrow} - \hat{n}_{i,\downarrow})/2$ are the three components of the spin-1/2 vector operator $\vec{\hat{S}}_i$.

We have chosen the chemical potential in such a way that the Hamiltonian explicitly exhibits a particle-hole symmetry, i.e., $\mu = 0$ guarantees a half-filled band. We restrict our analysis to the Mott–Hubbard insulator at zero temperature which is characterized by a finite ground-state entropy density^{9,3}, $s = \ln(2) + \mathcal{O}(\ln(L)/L)$. This means that in the Mott–Hubbard insulator each lattice site is equally likely occupied by an electron with spin \uparrow or \downarrow , irrespective of the spin at any other lattice site.

Later we shall also address the case of the Falicov–Kimball model²⁷ (or simplified Hubbard model) in which only one species of electrons is mobile,

$$\hat{T}^{\text{FK}} = \frac{-t}{\sqrt{Z}} \sum_{i,\tau} \hat{c}_i^\dagger \hat{c}_{i+\tau}. \quad (5)$$

The mobile c electrons interact with the immobile f electrons via the Hubbard interaction,

$$\hat{D}^{\text{FK}} = \sum_i \left(\hat{c}_i^\dagger \hat{c}_i - \frac{1}{2} \right) \left(\hat{f}_i^\dagger \hat{f}_i - \frac{1}{2} \right). \quad (6)$$

The immobile electrons are *randomly* distributed over the lattice such that each lattice site is occupied by an f electron with probability $p = 1/2$, irrespective of the f occupation at any other lattice site.

Mott–Hubbard Insulator in Infinite Dimensions

2.2. Green Functions

The time-dependent local single-particle Green function at zero temperature is given by³¹

$$G(t) = -i \frac{1}{L} \sum_{i,\sigma} \langle \hat{T} [\hat{c}_{i,\sigma}(t) \hat{c}_{i,\sigma}^+] \rangle . \quad (7)$$

Here, \hat{T} is the time-ordering operator, $\langle \dots \rangle$ implies the average over all ground states with energy E_0 , and ($\hbar \equiv 1$)

$$\hat{c}_{i,\sigma}(t) = \exp(i\hat{H}t) \hat{c}_{i,\sigma} \exp(-i\hat{H}t) \quad (8)$$

is the annihilation operator in the Heisenberg picture. Recall that the symmetries of \hat{H} are unbroken so that each lattice site gives the same contribution in (7).

The Bethe lattice is bipartite so that we may define $(-1)^i = +1$ for the A sites of the lattice which are surrounded by B sites only (and vice versa), for which $(-1)^i = -1$ ($i \in B$). Then, the particle-hole transformation

$$\mathcal{T} : \quad \hat{c}_{i,\sigma}^+ \mapsto (-1)^i \hat{c}_{i,\sigma} \quad ; \quad \hat{c}_{i,\sigma} \mapsto (-1)^i \hat{c}_{i,\sigma}^+ \quad (9)$$

maps \hat{H} onto itself. We can readily identify the contributions from the lower (LHB) and upper (UHB) Hubbard bands to the Fourier transform of the local Green function ($\eta = 0^+$),

$$\begin{aligned} G(\omega) &= \int_{-\infty}^{\infty} dt e^{i\omega t} G(t) = G_{\text{LHB}}(\omega) + G_{\text{UHB}}(\omega) , \\ G_{\text{LHB}}(\omega) &= \frac{1}{L} \sum_{i,\sigma} \left\langle \hat{c}_{i,\sigma}^+ \left[\omega + (\hat{H} - E_0) - i\eta \right]^{-1} \hat{c}_{i,\sigma} \right\rangle , \\ G_{\text{UHB}}(\omega) &= -G_{\text{LHB}}(-\omega) , \end{aligned} \quad (10)$$

due to particle-hole symmetry. Therefore, it is sufficient to evaluate the local Green function for the lower Hubbard band which describes the dynamics of a hole inserted into the ground state.

The density of states for the lower Hubbard band can be obtained from the imaginary part of the Green function (10) for real arguments via³¹

$$D_{\text{LHB}}(\omega) = \frac{1}{\pi} \Im \{ G_{\text{LHB}}(\omega) \} \quad , \quad \mu_{\text{LHB}}^- \leq \omega \leq \mu_{\text{LHB}}^+ < 0 . \quad (11)$$

Due to particle-hole symmetry we have $D_{\text{UHB}}(\omega) = D_{\text{LHB}}(-\omega)$. The gap in the Mott–Hubbard is symmetric around $\omega = 0$ so that the one-particle gap in the Mott–Hubbard insulator is given by

$$\Delta = 2|\mu_{\text{LHB}}^+| > 0 . \quad (12)$$

E. Kalinowski and F. Gebhard

For the Falicov–Kimball model we shall address the local Green function of the mobile electrons for the lower Hubbard band

$$G_{\text{LHB}}^{\text{FK}}(\omega) = \frac{1}{L} \sum_i \left\langle \hat{c}_i^+ \left[\omega + (\hat{H} - E_0) - i\eta \right]^{-1} \hat{c}_i \right\rangle . \quad (13)$$

Again, the local Green function is given by $G^{\text{FK}}(\omega) = G_{\text{LHB}}^{\text{FK}}(\omega) - G_{\text{LHB}}^{\text{FK}}(-\omega)$, the density of states is symmetric around $\omega = 0$, and Eq. (11) hold analogously. For later reference we further define

$$\rho^{\text{FK}}(\omega) = \frac{1}{2\pi} \sqrt{2 - \omega^2} \quad , \quad (|\omega| \leq \sqrt{2}) . \quad (14)$$

3. STRONG-COUPLING EXPANSION

3.1. Kato–Takahashi Perturbation Theory

Based on Kato’s degenerate perturbation theory³², Takahashi³³ developed the perturbation expansion in $1/U$ for the Hubbard model at zero temperature. For large interaction strengths U , the ground states $|\psi_n\rangle$ of \hat{H} in (1) can be obtained from states $|\phi_n\rangle$ without a double occupancy,

$$|\psi_n\rangle = \hat{\Gamma}|\phi_n\rangle \quad , \quad \hat{P}_0|\phi_n\rangle = |\phi_n\rangle , \quad (15)$$

where \hat{P}_j projects onto the subspace with j double occupancies.

Eq. (15) is readily interpreted. In the large-coupling limit, \hat{T} in (1) is considered as a perturbation on $U\hat{D}$. Addressing the ground states we therefore start from eigenstates with zero double occupancies $|\phi_n\rangle$ into which the operator Γ successively introduces at most m double occupancies to generate the ground states $|\psi_n\rangle$ of \hat{H} to m -th order in t/U . The operator $\hat{\Gamma}$ reduces all operators to the subspace with zero double occupancies. In particular, $\hat{\Gamma}^+\hat{\Gamma} = \hat{P}_0$ so that overlap matrix elements obey³³ $\langle \psi_m | \psi_n \rangle = \langle \phi_m | \phi_n \rangle$.

The Schrödinger equation for the ground states

$$\hat{H}\hat{\Gamma}|\phi_n\rangle = E_0\hat{\Gamma}|\phi_n\rangle \quad (16)$$

leads to

$$\hat{h}|\phi_n\rangle = 0 \quad , \quad \hat{h} = \hat{\Gamma}^+\hat{H}\hat{\Gamma} - E_0\hat{P}_0 , \quad (17)$$

i.e., the eigenvalue does not change under the transformation. The creation and annihilation operators are transformed accordingly,

$$\hat{c}_{l,\sigma}^+ \mapsto \tilde{c}_{l,\sigma}^+ = \hat{\Gamma}^+\hat{c}_{l,\sigma}^+\hat{\Gamma} \quad , \quad \hat{c}_{l,\sigma} \mapsto \tilde{c}_{l,\sigma} = \hat{\Gamma}^+\hat{c}_{l,\sigma}\hat{\Gamma} . \quad (18)$$

Mott–Hubbard Insulator in Infinite Dimensions

The derivation of the explicit expression for $\hat{\Gamma}$ can be found in Refs. 32,33, where it is shown that

$$\hat{\Gamma} = \hat{P}\hat{P}_0 \left(\hat{P}_0\hat{P}\hat{P}_0 \right)^{-1/2}. \quad (19)$$

Here,

$$\begin{aligned} \hat{P} &= \hat{P}_0 - \sum_{n=1}^{\infty} \sum_{\substack{r_1+\dots+r_{n+1}=n \\ r_i \geq 0}} \hat{S}^{r_1} \hat{T} \dots \hat{T} \hat{S}^{r_{n+1}}, \\ \hat{S}^0 &= -\hat{P}^0, \\ \hat{S}^r &= \frac{(-1)^r}{U^r} \sum_{j \neq 0} \frac{\hat{P}_j}{j^r}. \end{aligned} \quad (20)$$

The term to n -th order in \hat{P} contains all possible electron transfers generated by n applications of the perturbation \hat{T} ; its contribution is proportional to $(t/U)^n$. The square-root factor in (19) guarantees the size-consistency of the expansion, i.e., it eliminates the ‘unconnected’ diagrams in a diagrammatic formulation of the theory³³. The square root of an operator is understood in terms of its series expansion, i.e.,

$$\left(\hat{P}_0\hat{P}\hat{P}_0 \right)^{-1/2} \equiv \hat{P}_0 + \sum_{n=1}^{\infty} \frac{(2n-1)!!}{(2n)!!} \left[\hat{P}_0(\hat{P}_0 - \hat{P})\hat{P}_0 \right]^n. \quad (21)$$

The Green function for the lower Hubbard band becomes

$$G_{\text{LHB}}(\omega) = \frac{1}{L} \sum_{i,\sigma} \left\langle \tilde{c}_{i,\sigma}^+ \left[\omega + \hat{h} - i\eta \right]^{-1} \tilde{c}_{i,\sigma} \right\rangle, \quad (22)$$

where $\langle \dots \rangle$ now implies the average over all states $|\phi_n\rangle$ with no holes and no double occupancies ($N = L$ electrons), i.e., the average over all single-spin configurations.

Up to and including second order in $1/U$ a straightforward expansion gives

$$\hat{\Gamma} = \hat{P}_0 + \hat{S}^1 \hat{T} \hat{P}_0 - \hat{S}^2 \hat{T} \hat{P}_0 \hat{T} \hat{P}_0 + \hat{S}^1 \hat{T} \hat{S}^1 \hat{T} \hat{P}_0 - \frac{1}{2} \hat{P}_0 \hat{T} \hat{S}^2 \hat{T} \hat{P}_0, \quad (23)$$

$$\begin{aligned} \tilde{c}_{i,\sigma} &= \hat{P}_0 \hat{c}_{i,\sigma} \hat{P}_0 + \hat{P}_0 \hat{c}_{i,\sigma} \hat{S}^1 \hat{T} \hat{P}_0 + \hat{P}_0 \hat{T} \hat{S}^1 \hat{c}_{i,\sigma} \hat{S}^1 \hat{T} \hat{P}_0 + \hat{P}_0 \hat{c}_{i,\sigma} \hat{S}^1 \hat{T} \hat{S}^1 \hat{T} \hat{P}_0 \\ &\quad - \frac{1}{2} \hat{P}_0 \hat{c}_{i,\sigma} \hat{P}_0 \hat{T} \hat{S}^2 \hat{T} \hat{P}_0 - \frac{1}{2} \hat{P}_0 \hat{T} \hat{S}^2 \hat{T} \hat{P}_0 \hat{c}_{i,\sigma} \hat{P}_0. \end{aligned} \quad (24)$$

In the derivation of (24) we used the fact that $\tilde{c}_{i,\sigma}$ in (22) acts on states $|\phi_n\rangle$ with no holes and no double occupancies. The transformed Hamiltonian up to second order reads

$$\hat{h} = \frac{U}{4} (L - 2\hat{N}) + \hat{h}_0 + \hat{h}_1 + \hat{h}_2 + \dots \quad (25)$$

E. Kalinowski and F. Gebhard

with

$$\begin{aligned}
 \hat{h}_0 &= \hat{P}_0 \hat{T} \hat{P}_0, \\
 \hat{h}_1 &= \hat{P}_0 \hat{T} \hat{S}^1 \hat{T} \hat{P}_0 + \frac{L}{2U}, \\
 \hat{h}_2 &= \hat{P}_0 \hat{T} \hat{S}^1 \hat{T} \hat{S}^1 \hat{T} \hat{P}_0 - \frac{1}{2} \hat{P}_0 \hat{T} \hat{P}_0 \hat{T} \hat{S}^2 \hat{T} \hat{P}_0 - \frac{1}{2} \hat{P}_0 \hat{T} \hat{S}^2 \hat{T} \hat{P}_0 \hat{T} \hat{P}_0,
 \end{aligned} \tag{26}$$

where we used $E_0^{(0)} = 0$, $E_0^{(1)} = -L/(2U)$, and $E_0^{(2)} = 0$ for spin-disordered ground states³³.

Including all second-order terms, the Green function for the lower Hubbard band (10) becomes

$$G_2(\omega) = \frac{1}{L} \sum_{i,\sigma} \left\langle \tilde{c}_{i,\sigma}^+ \left[\omega + U/2 + \hat{h}_0 + \hat{h}_1 + \hat{h}_2 - i\eta \right]^{-1} \tilde{c}_{i,\sigma} \right\rangle. \tag{27}$$

For the Falicov–Kimball model, all operators \hat{T} need to be replaced by \hat{T}^{FK} from (5), and the spin index in (24) and (27) must be dropped.

3.2. Green Function to Lowest Order

As a first application we derive the well-known lowest-order result for the local hole Green function,

$$G_0(z) = \frac{1}{L} \sum_{i,\sigma} \left\langle \hat{c}_{i,\sigma}^+ \left[z + \hat{h}_0 \right]^{-1} \hat{c}_{i,\sigma} \right\rangle, \tag{28}$$

where z is a complex variable which we shall put to $z = \omega + U/2 - i\eta$ at the end of the calculation.

A series expansion for $G_0(z)$ in terms of \hat{h}_0/z converges for $|z| > 2$,

$$G_0(z) = \frac{1}{z} \sum_{n=0}^{\infty} \frac{1}{L} \sum_{i,\sigma} \left\langle \hat{c}_{i,\sigma}^+ \left(-\frac{\hat{h}_0}{z} \right)^n \hat{c}_{i,\sigma} \right\rangle. \tag{29}$$

The term in n -th order describes the creation of a hole at site i which moves through the lattice in such a way that it returns after n nearest-neighbor hops. Therefore, n is even, and the spin background is restored after the hole has returned to i .

Obviously, the hole can return to i more than once during its excursions. We define $S(z)$ as the contributions to the series such that the hole does *not* return in intermediate steps. Then,

$$G_0(z) = \frac{1}{z} \sum_{n=0}^{\infty} [S(z)]^n = \frac{1}{z(1 - S(z))}. \tag{30}$$

Mott–Hubbard Insulator in Infinite Dimensions

On a Bethe lattice there are no loops. Therefore, the excursions which contribute to $S(z)$ start with a jump of the hole to one of the Z nearest neighbors $i + \tau$ which serves as a starting point for arbitrary excursions which return to $i + \tau$ and avoid i . The latter constraint is irrelevant for $Z \rightarrow \infty$. The last jump takes the hole from site $i + \tau$ back to i . This implies

$$S(z) = Z \left(\frac{1}{z\sqrt{Z}} \right)^2 \sum_{m=0}^{\infty} [S(z)]^m = \frac{1}{z^2(1 - S(z))}. \quad (31)$$

This quadratic equation is readily solved to give

$$G_0(z) = zS(z) = \frac{1}{2} \left[z + \sqrt{z^2 - 4} \right], \quad (32)$$

in agreement with the exact solution²⁸. The sign has to be chosen to fulfill the proper limit for $\Re\{z\} \rightarrow -\infty$.

We perform an analytical continuation from $|z| > 2$ to the whole complex plane so that the formula (32) is valid for all z . In particular, for $z = \omega + U/2 - i\eta$ the density of states of the lower Hubbard band becomes

$$\begin{aligned} D_0(\omega) &= \frac{1}{2\pi} \sqrt{4 - (\omega + U/2)^2}, \quad |\omega + U/2| \leq 2, \\ &= \rho(\omega + U/2). \end{aligned} \quad (33)$$

This result does not come as a surprise because the motion of the hole restores the spin configuration. Therefore, the local density of states of the non-interacting system (3) is reproduced apart from the energy shift $U/2$. The one-particle gap Δ (12) becomes

$$\Delta_0(U) = U - 4 \quad (34)$$

to leading order in $1/U$ because $\mu_{\text{LHB}}^+ = -U/2 + 2$.

For the Falicov–Kimball model we proceed along the same lines. Note, however, that (i) the creation of a hole at site i has only probability $p = 1/2$, cf. (30), and, (ii), the probability for a hole hop from i to $i + \tau$ is also reduced by a factor of p , cf. (31). Thus,

$$G_0^{\text{FK}}(z) = \frac{1}{2} \frac{1}{z} \sum_{n=0}^{\infty} [S^{\text{FK}}(z)]^n = \frac{1}{2z(1 - S^{\text{FK}}(z))}, \quad (35)$$

and

$$S^{\text{FK}}(z) = \frac{1}{2} Z \left(\frac{1}{z\sqrt{Z}} \right)^2 \sum_{m=0}^{\infty} [S^{\text{FK}}(z)]^m = \frac{1}{2z^2(1 - S^{\text{FK}}(z))}. \quad (36)$$

Therefore,

$$G_0^{\text{FK}}(z) = zS^{\text{FK}}(z) = \frac{1}{2} \left[z + \sqrt{z^2 - 2} \right], \quad (37)$$

E. Kalinowski and F. Gebhard

in agreement with the exact solution²⁹; see Sect. 4.1.

After the analytical continuation to all z and the replacement $z = \omega + U/2 - i\eta$, we find for the density of states of the lower Hubbard band in the Falicov–Kimball model

$$\begin{aligned} D_0^{\text{FK}}(\omega) &= \rho^{\text{FK}}(\omega + U/2) \\ &= \frac{1}{2\pi} \sqrt{2 - (\omega + U/2)^2} \quad , \quad |\omega + U/2| \leq \sqrt{2} . \end{aligned} \quad (38)$$

The one-particle gap Δ (12) becomes

$$\Delta_0^{\text{FK}}(U) = U - 2\sqrt{2} \quad (39)$$

to leading order in $1/U$ because $[\mu_{\text{LHB}}^{\text{FK}}]^+ = -U/2 + \sqrt{2}$.

4. FALICOV–KIMBALL MODEL

The calculation of the higher-order terms of the Green function leads to a resummation problem. As its solution we propose the scheme of an *effective operator for the hole motion*. The validity of our approach is checked against the exact solution of the Falicov–Kimball model²⁹. We shall drop the index ‘FK’ in this section.

4.1. Exact One-Particle Green Function

As shown in Ref. 29, the one-particle Green function for all U is obtained from the solution of the cubic equation³⁴

$$[G(\omega)]^3 - 2\omega[G(\omega)]^2 + G(\omega)(1 + \omega^2 - U^2/4) - \omega = 0 . \quad (40)$$

The gap is explicitly given by²⁹

$$\Delta(U) = 2 \left\{ \frac{2}{U^2} \left[-\frac{1}{4} + \frac{5U^2}{4} + \frac{U^4}{8} - \sqrt{\frac{1}{16} + \frac{3U^2}{8} + \frac{3U^4}{4} + \frac{U^6}{2}} \right] \right\}^{1/2} \quad (41)$$

for $U \geq U_c^{\text{FK}} = 2$. The $1/U$ expansion of the gap to first and second order reads

$$\Delta_1(U) = U - 2\sqrt{2} + \frac{1}{U} , \quad (42)$$

$$\Delta_2(U) = U - 2\sqrt{2} + \frac{1}{U} + \frac{\sqrt{2}}{2} \frac{1}{U^2} . \quad (43)$$

Mott–Hubbard Insulator in Infinite Dimensions

All higher-order corrections turn out to be positive. It is therefore seen that the Hubbard bands tend to ‘repel’ each other in the Falicov–Kimball model so that the gap bends upwards when the interaction is reduced towards the transition.

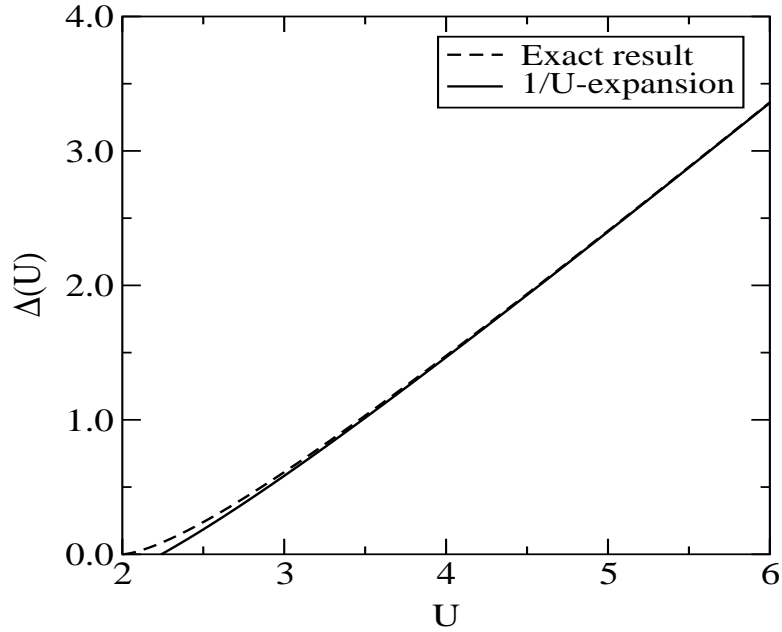


Fig. 1. Mott–Hubbard gap for one-particle excitations in the Falicov–Kimball model. The exact result (dashed line) and the result from the expansion to second order in $1/U$ (solid line) are shown.

The large- U expansion can also be used to make predictions about the value of the critical interaction strength U_c for the Mott–Hubbard transition. From $\Delta_n(U) = 0$ ($n = 0, 1, 2$) in (39), (42), (43) we find

$$U_c^{(0)} = 2.83 \quad , \quad U_c^{(1)} = 2.41 \quad , \quad U_c^{(2)} = 2.24 \quad , \quad \dots \quad , \quad U_c = 2 \quad . \quad (44)$$

It is seen that the second-order result is only about 10 percent off the exact result. In Fig. 1 we compare the result to second order (43) with the exact result (41). The agreement is very good for $U \geq 3 = (3/2)U_c$. As we shall show in Sect. 4.3.3. the $1/U$ expansion works equally well for the density of states.

E. Kalinowski and F. Gebhard

We now set $\omega = z - U/2$ in (40) and consider $|z| = \mathcal{O}(1)$ for the lower Hubbard band. This leads to

$$[G(z)]^3 - 2z[G(z)]^2 + G(z)(1+z^2) - z + U \left[[G(z)]^2 - zG(z) + 1/2 \right] = 0, \quad (45)$$

from which the solution to lowest order in $1/U$ immediately follows as $G_0(z)$, Eq. (37).

4.2. Green Function to First Order

The first-order corrections $G_1(\omega)$ stem from two sources, (i) the expansion of the Fermi operators (24), which are henceforth called *shape-correction terms*, and, (ii), the expansion of the Hamiltonian (25). The latter terms will lead to the gap renormalization problem.

4.2.1. Shape-correction Terms

We start from (27). The following first-order term arises due to the expansion (24),

$$G_{1,\alpha}(z) = \frac{1}{L} \sum_i \left\langle \hat{T} \hat{S}^1 \hat{c}_i^+ \hat{P}_0 \left[z + \hat{h}_0 \right]^{-1} \hat{c}_i \right\rangle, \quad (46)$$

together with its Hermitian conjugate. The operator \hat{c}_i in (46) can only act if there is no immobile f electron at site i . On the other hand, the operator $\hat{S}^1 \hat{c}_i^+$ requires an immobile f electron at i . Therefore, the first-order shape-correction terms vanish for the Falicov–Kimball model.

4.2.2. Gap Renormalization Problem

To first order in $1/U$ we are left with the calculation of

$$\begin{aligned} G_1(z) &= \frac{1}{L} \sum_i \left\langle \hat{c}_i^+ \left[z + \hat{h}_0 + \hat{h}_1 \right]^{-1} \hat{c}_i \right\rangle \\ &= G_0(z) + \tilde{G}_1(z) + \mathcal{O}(U^{-2}), \end{aligned} \quad (47)$$

$$\tilde{G}_1(z) = -\frac{1}{L} \sum_i \left\langle \hat{c}_i^+ \left[z + \hat{h}_0 \right]^{-1} \hat{h}_1 \left[z + \hat{h}_0 \right]^{-1} \hat{c}_i \right\rangle \quad (48)$$

with $z = \omega + U/2 - i\eta$ at the end of the calculation.

Mott–Hubbard Insulator in Infinite Dimensions

The operator \hat{h}_1 in (26) can be decomposed into two-site and three-site contributions³, $\hat{h}_1 = \hat{h}_1^{2s} + \hat{h}_1^{3s}$,

$$\begin{aligned}\hat{h}_1^{2s} &= -\frac{1}{ZU} \hat{P}_0 \sum_{l,\tau} \left(\hat{c}_{l+\tau}^+ \hat{c}_{l+\tau} \hat{f}_l^+ \hat{f}_l - \frac{1}{4} \right) \hat{P}_0, \\ \hat{h}_1^{3s} &= -\frac{1}{ZU} \hat{P}_0 \sum_{l,\tau_1 \neq \tau_2} \hat{c}_{l+\tau_2}^+ \hat{c}_l \hat{f}_l^+ \hat{f}_l \hat{c}_i^+ \hat{c}_{l+\tau_1} \hat{P}_0.\end{aligned}\quad (49)$$

The three-site terms do not contribute to $\tilde{G}_1(z)$: The operator \hat{h}_1^{3s} allows the hole at $l + \tau_2$ to jump over the immobile f electron at site l to reach site $l + \tau_1$. However, the site l cannot be passed again by the simple hole motion via \hat{h}_0 . Therefore, the hole, created at site i , cannot return.

The two-site terms give rise to the constant $1/(2U)$ when applied to a state with a single hole. Thus,

$$\tilde{G}_1(z) = -\frac{1}{2U} \frac{1}{L} \sum_i \left\langle \hat{c}_i^+ [z + \hat{h}_0]^{-2} \hat{c}_i \right\rangle = \frac{1}{4U} \left[1 + \frac{z}{\sqrt{z^2 - 2}} \right]. \quad (50)$$

It is evident from (50) that the first-order term *diverges* at $\omega = -U/2 + \sqrt{2} = [\mu_{\text{LHB}}]_0^+$, where the density of states to lowest order (38) becomes zero. This had to be expected because the density of states and the gap are indeed renormalized to first order in $1/U$, see (42). As is well known from standard perturbation theory in U , a shift of the one-particle resonances cannot be generated by the calculation of finite-order corrections to the Green function but requires an appropriate summation of an infinite series as performed, e.g., via the Dyson equation³¹. For our case of a degenerate ground state, there are no standard means of carrying out such a resummation. In the following paragraph we present the solution for the insulating phase of the Falicov–Kimball model on the $Z \rightarrow \infty$ Bethe lattice in terms of an effective operator for the hole motion.

4.2.3. Effective Operator for the Hole Motion

For a Mott–Hubbard insulator the motion of the hole through the system does not alter the positions of the immobile electrons. Moreover, the background does not have dynamics of its own. To lowest order, the hole dynamics is governed by \hat{h}_0 , and we expect that higher orders in the $1/U$ expansion correspond to a modified hole hopping. These modifications can be expressed in terms of an effective operator for the hole motion. In fact, by comparing (48) and (50), the effective hopping to first order must take the form

$$\hat{h}_1 \rightarrow \hat{h}_1^{\text{eff}} = \frac{1}{2U}. \quad (51)$$

E. Kalinowski and F. Gebhard

We insert this result into (47) and find

$$G_1(z) = G_0(z + 1/(2U)) . \quad (52)$$

The first-order contribution is merely a band shift by $1/(2U)$.

4.2.4. Density of States

The density of states for the lower Hubbard band is simply shifted downwards in energy by $1/(2U)$,

$$D_1(\omega) = \frac{1}{2\pi} \sqrt{2 - \left(\omega + \frac{U}{2} + \frac{1}{2U}\right)^2} , \quad \left| \omega + \frac{U}{2} + \frac{1}{2U} \right| \leq \sqrt{2} . \quad (53)$$

Therefore, the gap to first order becomes

$$\Delta_1(U) = U - 2\sqrt{2} + \frac{1}{U} , \quad (54)$$

because $[\mu_{\text{LHB}}]_1^+ = -U/2 + \sqrt{2} - 1/(2U)$, up to and including first order in $1/U$. Eq. (54) agrees with the exact result (42).

4.3. Green Function to Second Order

4.3.1. Shape-correction Terms

We again start from (27). The following second-order terms arise due to the expansion (24),

$$G_{2,\alpha}(z) = -\frac{1}{L} \sum_i \left\langle \hat{T} \hat{S}^1 \hat{c}_i^+ \hat{P}_0 [z + \hat{h}_0]^{-1} \hat{h}_1 [z + \hat{h}_0]^{-1} \hat{c}_i \right\rangle , \quad (55)$$

$$G_{2,\beta}(z) = \frac{1}{L} \sum_i \left\langle \hat{c}_i^+ \hat{P}_0 [z + \hat{h}_0]^{-1} \hat{P}_0 \hat{c}_i \hat{S}^1 \hat{T} \hat{S}^1 \hat{T} \right\rangle , \quad (56)$$

$$G_{2,\gamma}(z) = \frac{1}{L} \sum_i \left\langle \hat{c}_i^+ \hat{P}_0 [z + \hat{h}_0]^{-1} \left[\hat{P}_0 \hat{T} \hat{S}^1 \hat{c}_i \hat{S}^1 \hat{T} - \frac{1}{2} \hat{P}_0 \hat{c}_i \hat{P}_0 \hat{T} \hat{S}^2 \hat{T} \hat{P}_0 - \frac{1}{2} \hat{P}_0 \hat{T} \hat{S}^2 \hat{T} \hat{P}_0 \hat{c}_i \hat{P}_0 \right] \right\rangle , \quad (57)$$

$$G_{2,\delta}(z) = \frac{1}{L} \sum_i \left\langle \hat{T} \hat{S}^1 \hat{c}_i^+ \hat{P}_0 [z + \hat{h}_0]^{-1} \hat{P}_0 \hat{c}_i \hat{S}^1 \hat{T} \right\rangle , \quad (58)$$

together with their Hermitian conjugates. With the help of the same arguments used in Sect. 4.2., it is not difficult to show that $G_{2,\alpha}(z) = 0$ and

Mott–Hubbard Insulator in Infinite Dimensions

$G_{2,\beta}(z) = 0$. Moreover, the series expansion as exemplified in Sect. 3.2. leads to $G_{2,\gamma}(z) = -G_{2,\delta}(z)$ so that the shape-correction terms vanish altogether for the Falicov–Kimball model also in second order in $1/U$.

4.3.2. Effective Operator for the Hole Motion

To second order in $1/U$ we are left with the calculation of

$$\begin{aligned} G_2(z) &= \frac{1}{L} \sum_i \left\langle \hat{c}_i^+ [z + \hat{h}_0 + \hat{h}_1 + \hat{h}_2]^{-1} \hat{c}_i \right\rangle \\ &= G_0(z) + \tilde{G}_1(z) + \tilde{G}_2(z) + \mathcal{O}(U^{-3}), \end{aligned} \quad (59)$$

which requires the evaluation of

$$\begin{aligned} \tilde{G}_2(z) &= \frac{1}{L} \sum_i \left\langle \hat{c}_i^+ [z + \hat{h}_0]^{-1} \left[(\hat{h}_1^{2s} + \hat{h}_1^{3s}) [z + \hat{h}_0]^{-1} (\hat{h}_1^{2s} + \hat{h}_1^{3s}) - \hat{h}_2 \right] \right. \\ &\quad \left. [z + \hat{h}_0]^{-1} \hat{c}_i \right\rangle \end{aligned} \quad (60)$$

with $z = \omega + U/2 - i\eta$ at the end of the calculation.

With the help of the series expansion, see Sect. 3.2., the result for $\tilde{G}_2(z)$ can be cast into the form

$$\begin{aligned} U^2 \tilde{G}_2(z) &= \frac{1}{4} \frac{1}{L} \sum_i \left\langle \hat{c}_i^+ [z + \hat{h}_0]^{-3} \hat{c}_i \right\rangle + \frac{G_0(z)}{2} \frac{1}{L} \sum_i \left\langle \hat{c}_i^+ [z + \hat{h}_0]^{-2} \hat{c}_i \right\rangle \\ &\quad - G_0(z) \frac{1}{L} \sum_i \left\langle \hat{c}_i^+ [z + \hat{h}_0]^{-2} \hat{c}_i \right\rangle. \end{aligned} \quad (61)$$

The first term arises from the combination of the two factors \hat{h}_1^{2s} , the second term stems from the two factors \hat{h}_1^{3s} (mixed terms are zero), and the third term comes from \hat{h}_2 in (60). We note that

$$\frac{1}{L} \sum_i \left\langle \hat{c}_i^+ \hat{h}_0 [z + \hat{h}_0]^{-2} \hat{c}_i \right\rangle = -2G_0(z) \frac{1}{L} \sum_i \left\langle \hat{c}_i^+ [z + \hat{h}_0]^{-2} \hat{c}_i \right\rangle, \quad (62)$$

so that the replacements (51) and

$$\hat{h}_2 \rightarrow \hat{h}_2^{\text{eff}} = -\frac{1}{4U^2} \hat{h}_0 \quad (63)$$

in (59) reproduce (61). Up to and including second order we may therefore write

$$G_2(z) = \frac{1}{L} \sum_i \left\langle \hat{c}_i^+ [z + \hat{h}_0 + 1/(2U) - \hat{h}_0/(4U^2)]^{-1} \hat{c}_i \right\rangle. \quad (64)$$

The second-order corrections result in a shift and a narrowing of the Hubbard bands.

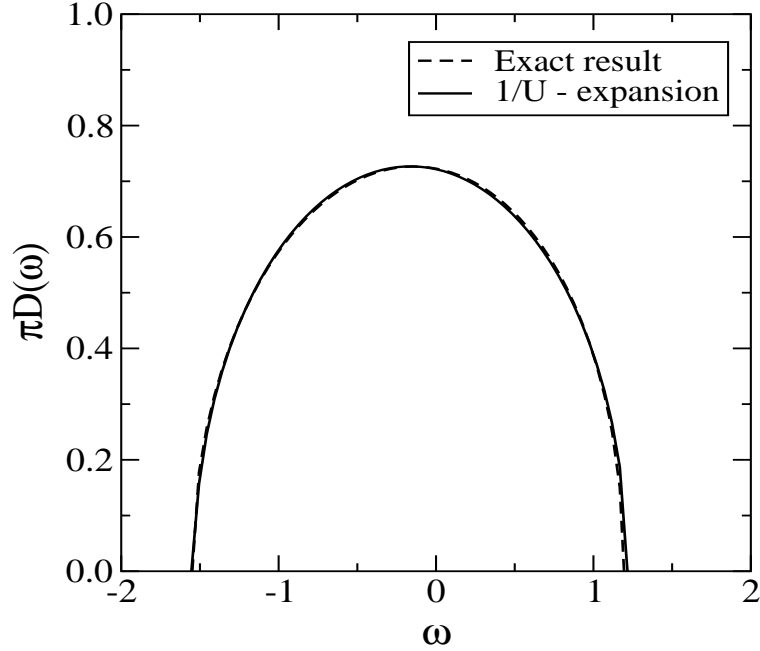


Fig. 2. Density of states of the lower Hubbard band in the Falicov–Kimball model, shifted by $U/2$, for $U = 3 = 1.5U_c$. The exact result (dashed line) and the result from the expansion to second order in $1/U$ (solid line) are shown.

4.3.3. Density of States

Since we know the local density of states of \hat{h}_0 , eq. (14), the density of states of the lower Hubbard band becomes

$$\begin{aligned} D_2(\omega) &= \int_{-\infty}^{\infty} d\epsilon \rho(\epsilon) \delta\left(\omega + \frac{U}{2} + \epsilon + \frac{1}{2U} - \frac{\epsilon}{4U^2}\right) \\ &= \frac{1}{1 - 1/(4U^2)} \rho\left(\frac{\omega + U/2 + 1/(2U)}{1 - 1/(4U^2)}\right), \end{aligned} \quad (65)$$

which explicitly reads

$$\begin{aligned} D_2(\omega) &= \frac{1}{2\pi} \left(1 - \frac{1}{4U^2}\right)^{-2} \sqrt{2 \left(1 - \frac{1}{4U^2}\right)^2 - \left(\omega + \frac{U}{2} + \frac{1}{2U}\right)^2}, \\ \left|\omega + \frac{U}{2} + \frac{1}{2U}\right| &\leq \sqrt{2} - \frac{\sqrt{2}}{4U^2} \end{aligned} \quad (66)$$

Mott–Hubbard Insulator in Infinite Dimensions

up to and including second order in $1/U$. Therefore, the gap to second order becomes

$$\Delta_2(U) = U - 2\sqrt{2} + \frac{1}{U} + \frac{\sqrt{2}}{2U^2}, \quad (67)$$

because $[\mu_{\text{LHB}}^{\text{FK}}]_2^+ = -U/2 + \sqrt{2} - 1/(2U) - \sqrt{2}/(4U^2)$ up to and including second order in $1/U$. Eq. (67) agrees with the exact result (43).

As seen from Fig. 2, there is hardly any noticeable difference between the exact density of states from (10), (40), and the second-order result (66). The favorable comparison shows that our $1/U$ expansion works indeed, and that is reliable down to $U_c/U \approx 2/3$ in the Falicov–Kimball model. We are confident that the convergence will be similarly good for the Hubbard model.

5. HUBBARD MODEL

In Sect. 4. we have shown that, as far as the Green function for the lower Hubbard band is concerned, the operator \hat{h} in (17) can be replaced by an effective operator for the hole motion, \hat{h}^{eff} , which can be written in terms of a polynomial in \hat{h}_0 . This was possible because the f electrons are immobile and randomly distributed over the lattice in the Mott–Hubbard insulating phase so that there are no spatial correlations between the mobile and immobile electrons.

Qualitatively the same applies to the Mott–Hubbard insulator in the Hubbard model: the spin degrees of freedom are not dynamic and spatial correlations between the electron spins are absent. Therefore, the replacement of the operator \hat{h} by an effective operator for the hole motion, \hat{h}^{eff} , is permissible as we have verified from the explicit series expansion as used in Sect. 3.2.

5.1. Green Function to First Order

5.1.1. Shape-correction Terms

We start from (27). The following first-order term arises due to the expansion (24),

$$G_{1,\alpha}(z) = \frac{1}{L} \sum_{i,\sigma} \left\langle \hat{T} \hat{S}^1 \hat{c}_{i,\sigma}^+ \hat{P}_0 [z + \hat{h}_0]^{-1} \hat{c}_{i,\sigma} \right\rangle, \quad (68)$$

E. Kalinowski and F. Gebhard

together with its Hermitian conjugate. The operator $\hat{T}\hat{S}^1$ involves one additional hole transfer so that necessarily has the form

$$G_{1,\alpha}(z) = \frac{1}{L} \sum_{i,\sigma} \left\langle \hat{c}_{i,\sigma}^+ (s_1 \hat{h}_0) \hat{P}_0 [z + \hat{h}_0]^{-1} \hat{c}_{i,\sigma} \right\rangle . \quad (69)$$

Now that we only need to determine a single real parameter s_1 , we expand the right-hand-sides of (68) and (69) in $1/z$ and compare the terms to order $1/z^2$:

$$\frac{1}{U} \frac{1}{L} \sum_{i,\sigma} \left\langle \hat{T} \hat{D} \hat{c}_{i,\sigma}^+ \hat{h}_0 \hat{c}_{i,\sigma} \right\rangle = -s_1 \frac{1}{L} \sum_{i,\sigma} \left\langle \hat{c}_{i,\sigma}^+ (\hat{h}_0)^2 \hat{c}_{i,\sigma} \right\rangle , \quad (70)$$

which reduces to

$$\frac{1}{2U} = -s_1 . \quad (71)$$

Therefore, the operator for the shape-correction term to first order is given by

$$\tilde{c}_{i,\sigma} = \hat{P}_0 \left[1 - \frac{1}{2U} \hat{h}_0 \right] \hat{c}_{i,\sigma} \hat{P}_0 + \mathcal{O}(U^{-2}) . \quad (72)$$

5.1.2. Effective Operator for the Hole Motion

To first order in $1/U$ we are left with the calculation of

$$\begin{aligned} G_{1,\beta}(z) &= \frac{1}{L} \sum_{i,\sigma} \left\langle \hat{c}_{i,\sigma}^+ [z + \hat{h}_0 + \hat{h}_1]^{-1} \hat{c}_{i,\sigma} \right\rangle \\ &= G_0(z) + \tilde{G}_1(z) + \mathcal{O}(U^{-2}) , \end{aligned} \quad (73)$$

which requires the evaluation of

$$\tilde{G}_1(z) = -\frac{1}{L} \sum_{i,\sigma} \left\langle \hat{c}_{i,\sigma}^+ [z + \hat{h}_0]^{-1} \hat{h}_1 [z + \hat{h}_0]^{-1} \hat{c}_{i,\sigma} \right\rangle \quad (74)$$

with $z = \omega + U/2 - i\eta$ at the end of the calculation.

As usual, the operator \hat{h}_1 in (26) can be decomposed into two-site and three-site contributions³, $\hat{h}_1 = \hat{h}_1^{2s} + \hat{h}_1^{3s}$,

$$\begin{aligned} \hat{h}_1^{2s} &= \frac{1}{Z} \hat{P}_0 \sum_{l,\tau} \frac{2}{U} \left[\hat{\tilde{S}}_l \hat{\tilde{S}}_{l+\tau} - \frac{1}{4} (\hat{n}_l \hat{n}_{l+\tau} - 1) \right] \hat{P}_0 , \\ \hat{h}_1^{3s} &= -\frac{1}{ZU} \hat{P}_0 \sum_{l,\tau_1 \neq \tau_2; \sigma, \sigma'} \lambda_{\sigma\sigma'} \hat{c}_{l+\tau_2, \sigma}^+ \hat{c}_{l, -\sigma}^+ \hat{c}_{l, -\sigma'} \hat{c}_{l+\tau_1, \sigma'} \hat{P}_0 , \end{aligned} \quad (75)$$

Mott–Hubbard Insulator in Infinite Dimensions

where $\lambda_{\sigma\sigma'} = +1(-1)$ for $\sigma = \sigma'$ ($\sigma = -\sigma'$). The operator \hat{h}_1^{2s} does not move the hole whereas the operator \hat{h}_1^{3s} moves the hole by two sites. Therefore, the replacement

$$\tilde{G}_1(z) = -\frac{1}{L} \sum_{i,\sigma} \left\langle \hat{c}_{i,\sigma}^+ \left(g_{1;2}(\hat{h}_0)^2 + g_{1;0} \right) \hat{P}_0 \left[z + \hat{h}_0 \right]^{-2} \hat{c}_{i,\sigma} \right\rangle \quad (76)$$

will lead to the desired result. The real parameters $g_{1;2}$ and $g_{1;0}$ are determined as before. We expand the right-hand-sides of (74) and (76) in $1/z$ and compare the terms to order $1/z^2$,

$$\frac{1}{L} \sum_{i,\sigma} \left\langle \hat{c}_{i,\sigma}^+ \hat{h}_1 \hat{c}_{i,\sigma} \right\rangle = \frac{1}{L} \sum_{i,\sigma} \left\langle \hat{c}_{i,\sigma}^+ \left(g_{1;2}(\hat{h}_0)^2 + g_{1;0} \right) \hat{c}_{i,\sigma} \right\rangle, \quad (77)$$

and to order $1/z^4$,

$$\begin{aligned} \frac{1}{L} \sum_{i,\sigma} \left\langle \hat{c}_{i,\sigma}^+ \left((\hat{h}_0)^2 \hat{h}_1 + \hat{h}_1 (\hat{h}_0)^2 + \hat{h}_0 \hat{h}_1 \hat{h}_0 \right) \hat{c}_{i,\sigma} \right\rangle = \\ 3 \frac{1}{L} \sum_{i,\sigma} \left\langle \hat{c}_{i,\sigma}^+ \left(g_{1;2}(\hat{h}_0)^4 + g_{1;0}(\hat{h}_0)^2 \right) \hat{c}_{i,\sigma} \right\rangle. \end{aligned} \quad (78)$$

The terms are readily calculated to give

$$\frac{1}{U} = g_{1;2} + g_{1;0}, \quad (79)$$

$$\frac{3}{2U} = 3(2g_{1;2} + g_{1;0}), \quad (80)$$

where we repeatedly made use of the fact that there are no spin correlations in the Mott–Hubbard insulator. The solution of this set of equations gives $g_{1;2} = -1/(2U)$ and $g_{1;0} = 3/(2U)$ so that the replacement

$$\hat{h}_1 \rightarrow \hat{h}_1^{\text{eff}} = -\frac{1}{2U}(\hat{h}_0)^2 + \frac{3}{2U} \quad (81)$$

is valid in (74). Combining (81) into (73) and (72), the Green function up to and including first order can be written as

$$G_1(z) = \frac{1}{L} \sum_{i,\sigma} \left\langle \hat{c}_{i,\sigma}^+ \left(1 - \frac{\hat{h}_0}{U} \right) \left[z + \hat{h}_0 + \frac{3 - (\hat{h}_0)^2}{2U} \right]^{-1} \hat{c}_{i,\sigma} \right\rangle. \quad (82)$$

E. Kalinowski and F. Gebhard

5.1.3. Density of States

Since we know the local density of states of \hat{h}_0 , eq. (33), the density of states of the lower Hubbard band becomes

$$\begin{aligned}
 D_1(\omega) &= \int_{-\infty}^{\infty} d\epsilon \rho(\epsilon) \left(1 - \frac{\epsilon}{U}\right) \delta\left(\omega + \frac{U}{2} + \epsilon + \frac{3 - \epsilon^2}{2U}\right) \\
 &= \rho\left(U - \sqrt{2U^2 + 2U\omega + 3}\right) \\
 &= \frac{1}{2\pi} \left[4 - \left(U - \sqrt{2U^2 + 2U\omega + 3}\right)^2\right]^{1/2}, \quad \left|\omega + \frac{U}{2} - \frac{1}{2U}\right| \leq 2,
 \end{aligned} \tag{83}$$

up to and including first order in $1/U$. Therefore, the gap to first order becomes

$$\Delta_1(U) = U - 4 - \frac{1}{U}, \tag{84}$$

because $\mu_{\text{LHB}}^+ = -U/2 + 2 + 1/(2U)$, up to and including first order in $1/U$.

5.2. Green Function to Second Order

5.2.1. Shape-correction Terms

We again start from (27). The following second-order terms arise due to the expansion (24),

$$\begin{aligned}
 G_{2,\alpha}(z) &= -\frac{1}{L} \sum_{i,\sigma} \left\langle \hat{T} \hat{S}^1 \hat{c}_{i,\sigma}^+ \hat{P}_0 [z + \hat{h}_0]^{-1} \hat{h}_1 [z + \hat{h}_0]^{-1} \hat{c}_{i,\sigma} \right\rangle \\
 &= -\frac{1}{L} \sum_{i,\sigma} \left\langle \hat{c}_{i,\sigma}^+ \left(s_{2;3}(\hat{h}_0)^3 + s_{2;1} \hat{h}_0 \right) [z + \hat{h}_0]^{-2} \hat{c}_{i,\sigma} \right\rangle, \tag{85}
 \end{aligned}$$

$$\begin{aligned}
 G_{2,\beta}(z) &= \frac{1}{L} \sum_{i,\sigma} \left\langle \hat{c}_{i,\sigma}^+ \hat{P}_0 [z + \hat{h}_0]^{-1} \hat{P}_0 \hat{c}_{i,\sigma} \hat{S}^1 \hat{T} \hat{S}^1 \hat{T} \right\rangle \\
 &= \frac{1}{L} \sum_{i,\sigma} \left\langle \hat{c}_{i,\sigma}^+ \left(s_{2;2,\beta}(\hat{h}_0)^2 + s_{2;0,\beta} \right) [z + \hat{h}_0]^{-1} \hat{c}_{i,\sigma} \right\rangle, \tag{86}
 \end{aligned}$$

$$\begin{aligned}
 G_{2,\gamma}(z) &= \frac{1}{L} \sum_{i,\sigma} \left\langle \hat{c}_{i,\sigma}^+ \hat{P}_0 [z + \hat{h}_0]^{-1} \left[\hat{P}_0 \hat{T} \hat{S}^1 \hat{c}_{i,\sigma} \hat{S}^1 \hat{T} \right. \right. \\
 &\quad \left. \left. - \frac{1}{2} \hat{P}_0 \hat{c}_{i,\sigma} \hat{P}_0 \hat{T} \hat{S}^2 \hat{T} \hat{P}_0 - \frac{1}{2} \hat{P}_0 \hat{T} \hat{S}^2 \hat{T} \hat{P}_0 \hat{c}_{i,\sigma} \hat{P}_0 \right] \right\rangle \\
 &= \frac{1}{L} \sum_{i,\sigma} \left\langle \hat{c}_{i,\sigma}^+ \left(s_{2;2,\gamma}(\hat{h}_0)^2 + s_{2;0,\gamma} \right) [z + \hat{h}_0]^{-1} \hat{c}_{i,\sigma} \right\rangle, \tag{87}
 \end{aligned}$$

Mott–Hubbard Insulator in Infinite Dimensions

$$\begin{aligned}
G_{2,\delta}(z) &= \frac{1}{L} \sum_{i,\sigma} \left\langle \hat{T} \hat{S}^1 \hat{c}_{i,\sigma}^+ \hat{P}_0 [z + \hat{h}_0]^{-1} \hat{P}_0 \hat{c}_{i,\sigma} \hat{S}^1 \hat{T} \right\rangle \\
&= \frac{1}{L} \sum_{i,\sigma} \left\langle \hat{c}_{i,\sigma}^+ \left(s_{2;2,\delta} (\hat{h}_0)^2 + s_{2;0,\delta} \right) [z + \hat{h}_0]^{-1} \hat{c}_{i,\sigma} \right\rangle, \quad (88)
\end{aligned}$$

together with the Hermitian conjugates in (85)–(87). As in the previous section, an expansion in $1/z$ and a comparison of the two leading orders fixes the unknown real parameters $s_{2;r,\nu}$. From (85)–(88) it follows that

$$-\frac{1}{2} \frac{1}{U^2} = 2(2s_{2;3} + s_{2;1}) \quad , \quad -\frac{1}{U^2} = 4(5s_{2;3} + 2s_{2;1}), \quad (89)$$

$$0 = s_{2;2,\beta} + s_{2;0,\beta} \quad , \quad \frac{1}{4} \frac{1}{U^2} = 2s_{2;2,\beta} + s_{2;0,\beta}, \quad (90)$$

$$-\frac{1}{2} \frac{1}{U^2} = s_{2;2,\gamma} + s_{2;0,\gamma} \quad , \quad -\frac{1}{4} \frac{1}{U^2} = 2s_{2;2,\gamma} + s_{2;0,\gamma}, \quad (91)$$

$$\frac{1}{U^2} = s_{2;2,\delta} + s_{2;0,\delta} \quad , \quad \frac{5}{4} \frac{1}{U^2} = 2s_{2;2,\delta} + s_{2;0,\delta}. \quad (92)$$

Therefore, $U^2 s_{2;3} = 1/4$ and $U^2 s_{2;1} = -3/4$ which is also obtained if we use (72) and (81) directly in (85) so that the first-order shape correction term remains unaltered. Moreover, $U^2 s_{2;2,\beta} = 1/4$, $U^2 s_{2;0,\beta} = -1/4$; $U^2 s_{2;2,\gamma} = 1/4$, $U^2 s_{2;0,\gamma} = -3/4$; and $U^2 s_{2;2,\delta} = 1/4$, $U^2 s_{2;0,\delta} = 3/4$. Including the contribution from the Hermitian conjugates, we find $s_{2,2} = 2(s_{2;2,\beta} + s_{2;2,\gamma}) + s_{2;2,\delta} = 5/(4U^2)$ and $s_{2,0} = 2(s_{2;0,\beta} + s_{2;0,\gamma}) + s_{2;0,\delta} = -5/(4U^2)$. Therefore,

$$\tilde{c}_{i,\sigma}^+ \tilde{c}_{i,\sigma} = \hat{c}_{i,\sigma}^+ \hat{P}_0 \left[1 - \frac{1}{U} \hat{h}_0 + \frac{5}{4U^2} \left((\hat{h}_0)^2 - 1 \right) \right] \hat{c}_{i,\sigma} \hat{P}_0 + \mathcal{O}(U^{-3}), \quad (93)$$

so that

$$\tilde{c}_{i,\sigma} = \hat{P}_0 \left[1 - \frac{1}{2U} \hat{h}_0 + \frac{1}{2U^2} (\hat{h}_0)^2 - \frac{5}{8U^2} \right] \hat{c}_{i,\sigma} \hat{P}_0 + \mathcal{O}(U^{-3}) \quad (94)$$

is the shape-correction term up to and including second order in $1/U$.

5.2.2. Effective Operator for the Hole Motion

To second order in $1/U$ we are left with the calculation of

$$\begin{aligned}
G_{2,\epsilon}(z) &= \frac{1}{L} \sum_{i,\sigma} \left\langle \hat{c}_{i,\sigma}^+ [z + \hat{h}_0 + \hat{h}_1 + \hat{h}_2]^{-1} \hat{c}_{i,\sigma} \right\rangle \\
&= G_0(z) + \tilde{G}_1(z) + \tilde{G}_2(z) + \mathcal{O}(U^{-3}), \quad (95)
\end{aligned}$$

E. Kalinowski and F. Gebhard

$$\begin{aligned} \tilde{G}_2(z) = \frac{1}{L} \sum_{i,\sigma} \left\langle \hat{c}_{i,\sigma}^+ [z + \hat{h}_0]^{-1} \left[\hat{h}_1 [z + \hat{h}_0]^{-1} \hat{h}_1 - \hat{h}_2 \right] \right. \\ \left. [z + \hat{h}_0]^{-1} \hat{c}_{i,\sigma} \right\rangle. \end{aligned} \quad (96)$$

The contribution to $\tilde{G}_2(z)$ which involves two factors \hat{h}_1 can be obtained by the replacement $\hat{h}_1 \rightarrow \hat{h}_1^{\text{eff}}$ (81) so that this term does not give a contribution to \hat{h}_2^{eff} . For the second contribution we write

$$\begin{aligned} \frac{1}{L} \sum_{i,\sigma} \left\langle \hat{c}_{i,\sigma}^+ [z + \hat{h}_0]^{-1} \hat{h}_2 [z + \hat{h}_0]^{-1} \hat{c}_{i,\sigma} \right\rangle = \\ \frac{1}{L} \sum_{i,\sigma} \left\langle \hat{c}_{i,\sigma}^+ \left(g_{2;3}(\hat{h}_0)^3 + g_{2;1} \hat{h}_0 \right) [z + \hat{h}_0]^{-2} \hat{c}_{i,\sigma} \right\rangle. \end{aligned} \quad (97)$$

The equations to $\mathcal{O}(1/z^3)$ and $\mathcal{O}(1/z^5)$ result in

$$-\frac{3}{2} \frac{1}{U^2} = 2g_{2;3} + g_{2;1}, \quad -\frac{9}{4} \frac{1}{U^2} = 5g_{2;3} + 2g_{2;1}, \quad (98)$$

so that $g_{2;3} = 3/(4U^2)$, $g_{2;1} = -3/U^2$, and

$$\hat{h}_2 \rightarrow \hat{h}_2^{\text{eff}} = \frac{3}{4U^2} \hat{h}_0 \left((\hat{h}_0)^2 - 4 \right) \quad (99)$$

is valid in (96). Combining (99) into (95) and (93), the Green function up to and including second order can be written as

$$\begin{aligned} G_2(z) = \frac{1}{L} \sum_{i,\sigma} \left\langle \hat{c}_{i,\sigma}^+ \left(1 - \frac{\hat{h}_0}{U} + \frac{5[(\hat{h}_0)^2 - 1]}{4U^2} \right) \right. \\ \left. \left[z + \hat{h}_0 + \frac{3 - (\hat{h}_0)^2}{2U} + \frac{3\hat{h}_0}{4U^2} \left((\hat{h}_0)^2 - 4 \right) \right]^{-1} \hat{c}_{i,\sigma} \right\rangle. \end{aligned} \quad (100)$$

5.2.3. Density of States

Up to and including second order in $1/U$ the density of states of the lower Hubbard band becomes

$$\begin{aligned} D_2(\omega) = \int_{-\infty}^{\infty} d\epsilon \rho(\epsilon) \left(1 - \frac{\epsilon}{U} + \frac{5(\epsilon^2 - 1)}{4U^2} \right) \\ \delta \left(\omega + \frac{U}{2} + \epsilon + \frac{3 - \epsilon^2}{2U} + \frac{3\epsilon(\epsilon^2 - 4)}{4U^2} \right) \\ = \rho(\epsilon_\omega) \frac{1 - \epsilon_\omega/U + 5(\epsilon_\omega^2 - 1)/(4U^2)}{1 - \epsilon_\omega/U + 3(3\epsilon_\omega^2 - 4)/(4U^2)}, \quad \left| \omega + \frac{U}{2} - \frac{1}{2U} \right| \leq 2, \end{aligned} \quad (101)$$

Mott–Hubbard Insulator in Infinite Dimensions

where ϵ_ω is the real solution of the cubic equation

$$\omega + \frac{U}{2} + \epsilon_\omega + \frac{3 - \epsilon_\omega^2}{2U} + \frac{3\epsilon_\omega(\epsilon_\omega^2 - 4)}{4U^2} = 0. \quad (102)$$

Therefore, the gap to second order becomes

$$\Delta_2(U) = U - 4 - \frac{1}{U} = \Delta_1(U), \quad (103)$$

because $\mu_{\text{LHB}}^+ = -U/2 + 2 + 1/(2U)$ does not change to second order in $1/U$. All even orders $1/U^{2n}$ ($n \geq 1$) in the $1/U$ expansion of the gap are zero for the one-dimensional Hubbard model³⁵, and the same might be true in infinite dimensions.

Eq. (103) shows that the Hubbard bands tend to ‘attract’ each other in the Hubbard model. In contrast to the Falicov–Kimball model, the gap bends downwards when the interaction is reduced towards the transition. We use the large- U expansion to estimate the value of the critical interaction strength U_c for the Mott–Hubbard transition. From $\Delta_n(U) = 0$ ($n = 0, 1, 2$) in (34), (84), (103) we find

$$U_c^{(0)} = 4 \quad , \quad U_c^{(1)} = 4.24 \quad , \quad U_c^{(2)} = 4.24 \quad , \quad \dots \quad . \quad (104)$$

The shift from $U_c^{(0)} = W$ to $U_c^{(2)} = 1.06W$ to second order in $1/U$ is only six percent. We are presently carrying out the expansion for the gap to third order in $1/U$ but we do not expect sizable corrections, i.e., $U_c = (1.05 \pm 0.05)W$ is our prediction of the critical interaction strength for the closure of the gap.

6. COMPARISON WITH OTHER ANALYTICAL APPROACHES

6.1. Hubbard-III Approximation

Hubbard³⁶ provided an early approximation for the Mott–Hubbard insulator. Its simplest form, the ‘alloy-analogy approximation’, is equivalent to the exact solution of the Falicov–Kimball model (40). The Green function in the (full) Hubbard-III approximation includes the ‘resonance broadening corrections’ which lead to the following cubic equation for the Green function

$$3[G_{\text{H-III}}(\omega)]^3 - 8\omega[G_{\text{H-III}}(\omega)]^2 + 4G_{\text{H-III}}(\omega)(3 + \omega^2 - U^2/4) - 8\omega = 0. \quad (105)$$

This approximation becomes exact to $(1/U)^0$, i.e., $G_{\text{H-III}}(z) \rightarrow G_0(z)$ for $U \rightarrow \infty$, cf. (28). However, the Hubbard-III approximation predicts the

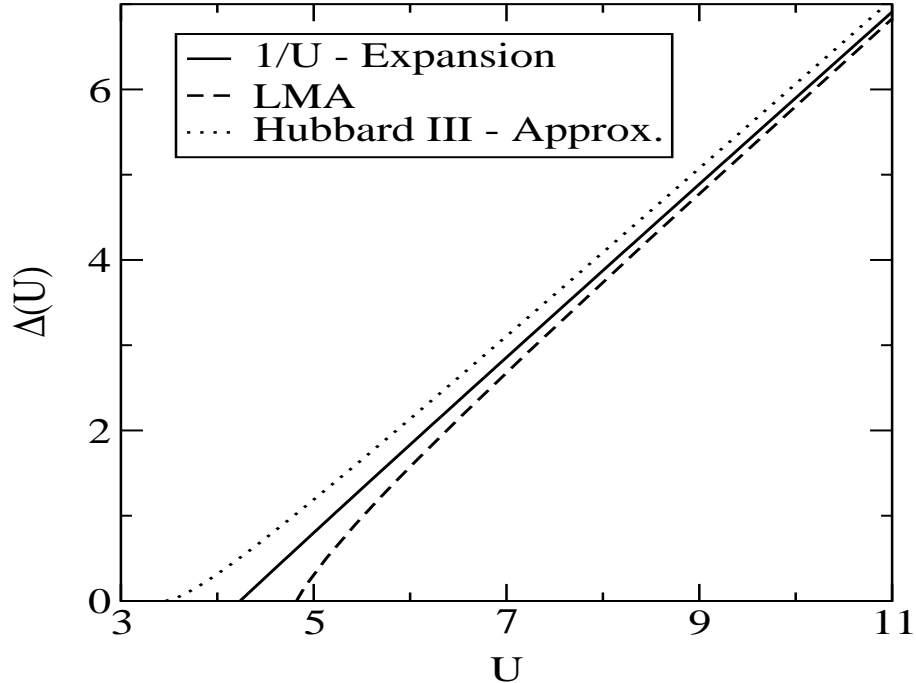


Fig. 3. Mott–Hubbard gap for one-particle excitations in the Hubbard model. The result from the expansion to second order in $1/U$ (solid line), from the Hubbard-III approximation (dotted line), and from the local-moment approximation (dashed line) are shown.

transition to occur at $U_c^{\text{H-III}} = 2\sqrt{3} = 3.46 = 0.866W$. Although this is an improvement over the alloy-analogy approximation, the Hubbard bands still tend to repel each other, in contrast to our analytical result (104) to $\mathcal{O}(U^{-2})$.

The one-particle gap in the Hubbard model as a function of U is shown in Fig. 3 for the Hubbard-III approximation and for the $1/U$ expansion. In the Hubbard-III approximation, the gap has a positive correction in $\Delta_1(U)$,

$$\Delta_1^{\text{H-III}}(U) = U - 4 + \frac{1}{2U}, \quad (106)$$

in contrast to the exact first-order result (84). The Hubbard-III approximation overestimates the stability of the Mott–Hubbard insulator already to first order in $1/U$ so that $U_c^{\text{H-III}} < U_c$ appears to be natural.

In Fig. 4 we compare the density of states for the Hubbard-III approximation and the $1/U$ expansion for $U = 6 = (3/2)W$. It is seen that the Hubbard-III approximation not only underestimates the gap, it also fails to reproduce qualitatively the tilt in the overall structure of the density of states.

Mott–Hubbard Insulator in Infinite Dimensions

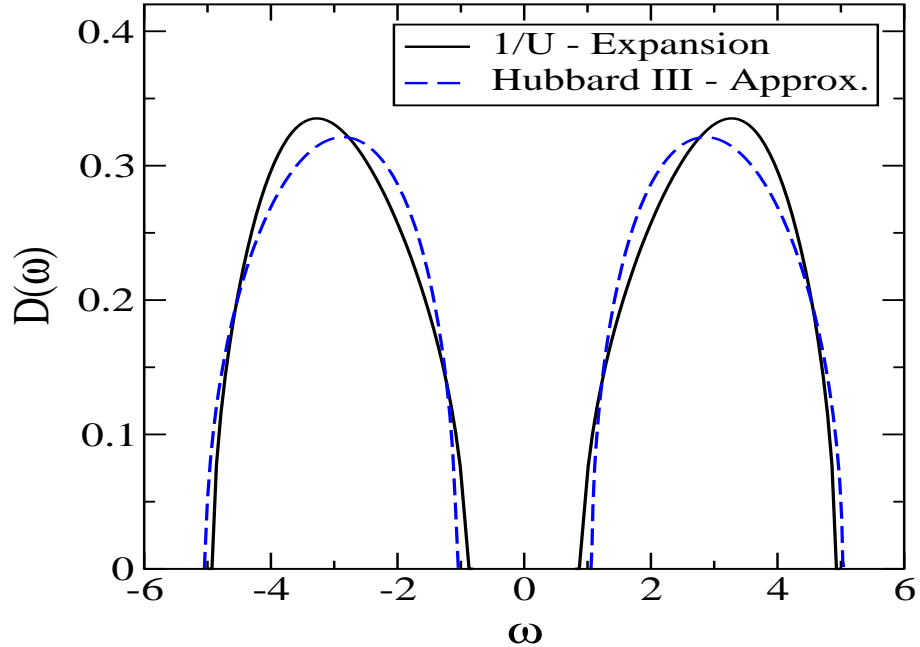


Fig. 4. Density of states in the Hubbard model for $U = 6$. The result from the expansion to second order (solid line) and from the Hubbard-III approximation (dashed line) are shown.

6.2. Local-Moment Approach

As a second example we compare the results of our systematic $1/U$ expansion to those of the local-moment approach²⁴, which provides an excellent description of the dynamical properties of the single-impurity Anderson model, particularly for strong coupling³⁷.

The gap in LMA acquires the values^{24,38}

$$\Delta^{\text{LMA}}(U = 11.313) = 7.151 \quad , \quad \Delta^{\text{LMA}}(U = 8.4658) = 4.226 \quad (107)$$

so that we may approximate

$$\Delta_2^{\text{LMA}}(U) = U - 4 - \frac{1.25}{U} - \frac{6.6}{U^2} . \quad (108)$$

The comparison with (103) shows that the first-order correction is very close to the exact first-order result.

The one-particle gap as a function of U is shown in Fig. 3. The negative second-order contribution in (108) makes the local-moment gap bend downwards from the second-order result (103). Therefore, the local-moment

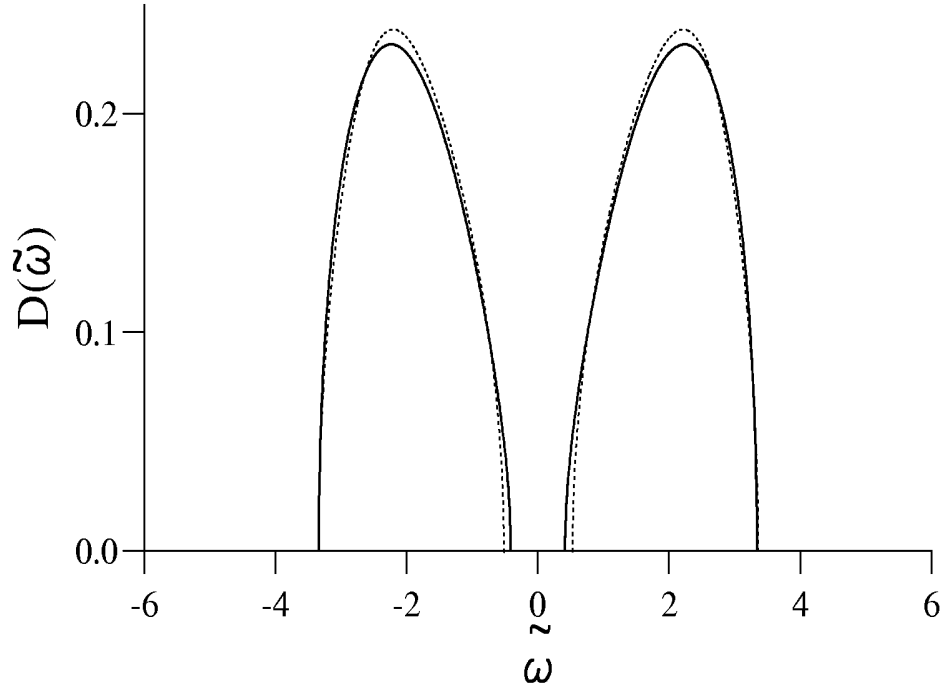


Fig. 5. Density of states in the Hubbard model for $U = 4\sqrt{2} \approx 5.66$. The result from the expansion to second order (dashed line) and from the local-moment approach (solid line) are shown.

approach predicts the collapse of the insulator to occur at $U_c^{\text{LMA}} \approx 4.82 \approx 1.21W$ which is larger than our second-order prediction $U_c^{(2)} = 4.24 \approx 1.06W$ in (104). Since the Hubbard-III approximation underestimates U_c and the local-moment overestimates U_c , we are confident that the exact critical interaction strength cannot be much different from $U_c^{(2)}$.

In Fig. 5 we display the density of states for the local-moment insulator²⁴ for $U = 4\sqrt{2} \approx 5.66 \approx 1.4W$ together with the corresponding result (101) of the $1/U$ expansion to second order. Note that the energy scale is $t^* = \sqrt{2}t$ in Fig. 5, and the density of states is rescaled accordingly²⁴. It is seen that the overall agreement is very good. The deviations are largest in the vicinity of the band edges, i.e., the single-particle gap deviates more than the overall density of states. In fact, the two curves are almost indistinguishable for $U = 6\sqrt{2} \approx 8.49 \approx 2.1W$. This shows that the local-moment approach provides a very reliable description of the Mott–Hubbard insulator for $U > 1.4W$.

7. CONCLUSIONS

In this work we have formulated the $1/U$ expansion for the single-particle Green function for the Mott–Hubbard insulator on the Bethe lattice with infinite coordination number. For this case the terms to order $1/U^n$ in the Kato–Takahashi perturbation theory can be replaced by two n th-order polynomials in \hat{h}_0 , one for the shape-correction terms and one for the gap-renormalization terms. The latter polynomial has only even (odd) powers for n odd (even). Therefore, the density of states, which is an important ingredient for the dynamical mean-field theory, is actually characterized by a (small) set of numbers for $U \gg U_c$. This observation should be useful for an assessment, and possible improvement, of the quality of numerical techniques where the continuous density of states is replaced by a few peaks^{9,14,15,25,26}.

We have tested our approach against the exact solution for the Falicov–Kimball model. The $1/U$ expansion up to second order gives an excellent description for $U > 3t = 1.5U_c^{\text{FK}}$. The extrapolated gap is only 10% off the exact result. We are confident that the $1/U$ expansion is equally reliable for the Hubbard model in the regime $U_c/U > 2/3$, where we estimate $U_c = (1.05 \pm 0.05)W$ from the extrapolation of the gap to second order in $1/U$.

As a first application of our result, we have tested two approximate theories for the Mott–Hubbard insulator which are exact to order $(1/U)^0$. The first-order correction to the gap in the Hubbard-III approximation resembles that of the Falicov–Kimball model, i.e., it has the wrong sign. Therefore, the density of states in the Hubbard-III approximation qualitatively disagrees with the $1/U$ expansion, and the value for the Mott–Hubbard transition, $U_c^{\text{H-III}} = 2\sqrt{3}W \approx 0.866W$ is too small.

The density of states from the local-moment approach agrees very well with our results down to $U \approx 1.4W$. The first-order corrections to the gap are very close but the local-moment approach has a sizable second-order correction which is actually absent in the Hubbard model. Therefore, the local-moment estimate for the Mott–Hubbard transition is somewhat too large, $U_c^{\text{LMA}} \approx 1.21W$.

There are two applications of our results. First, our formulae can be used as an input guess for the iteration cycle of the dynamical mean-field theory. This may help to stabilize and speed up the convergence of the iteration in the Mott–Hubbard insulator for all $U > U_c$. Second, and more importantly, approximate theories on the Mott–Hubbard *transition* have to pass the test against our results for the single-particle density of states in the Mott–Hubbard *insulator*. A more detailed comparison of the existing numerical and analytical approximations is planned to be published elsewhere.

E. Kalinowski and F. Gebhard

ACKNOWLEDGMENTS

We thank David Logan for sending us the POSTSCRIPT originals of Fig. 10 in Ref. 24, and Reinhard Noack for helping us manipulating the figures. This work was supported by the Deutsche Forschungsgemeinschaft under grant number GE 746/5-1+2 and the Graduiertenkolleg *Optoelectronics of Mesoscopic Semiconductors*.

REFERENCES

1. N.F. Mott, *Proc. Phys. Soc. A* **62**, 416 (1949).
2. N.F. Mott, *Metal-Insulator Transitions*, 2nd edition (Taylor and Francis, London, 1990).
3. F. Gebhard, *The Mott Metal-Insulator Transition* (Springer, Berlin, 1997).
4. J. Hubbard, *Proc. Roy. Soc. London Ser. A* **276**, 238 (1963); *ibid.* **277**, 237 (1963).
5. M.C. Gutzwiller, *Phys. Rev. Lett.* **10**, 159 (1963).
6. J. Kanamori, *Prog. Theor. Phys.* **30**, 275 (1963).
7. W.F. Brinkman and T.M. Rice, *Phys. Rev. B* **2**, 4302 (1970).
8. F. Gebhard and A.E. Ruckenstein, *Phys. Rev. Lett.* **68**, 244 (1992); P.-A. Bares and F. Gebhard, *Europhys. Lett.* **29**, 573 (1995).
9. A. Georges, G. Kotliar, W. Krauth, and M.J. Rozenberg, *Rev. Mod. Phys.* **68**, 13 (1996).
10. W. Metzner and D. Vollhardt, *Phys. Rev. Lett.* **62**, 324 (1989).
11. R.M. Noack and F. Gebhard, *Phys. Rev. Lett.* **82**, 1915 (1999).
12. J. Schlipf, M. Jarrell, P.G.J. van Dongen, N. Blümer, S. Kehrein, Th. Pruschke, and D. Vollhardt, *Phys. Rev. Lett.* **82**, 4890 (1999).
13. M.J. Rozenberg, R. Chitra, and G. Kotliar, *Phys. Rev. Lett.* **83**, 3498 (1999).
14. W. Krauth, *Phys. Rev. B* **62**, 6860 (2000).
15. R. Bulla, *Phys. Rev. Lett.* **83**, 136 (1999).
16. R. Bulla, T.A. Costi, and D. Vollhardt, *Phys. Rev. B* **64**, 045103 (2001).
17. R. Bulla and M. Potthoff, *Eur. Phys. J. B* **13**, 257 (2000); Y. Ono, R. Bulla, A.C. Hewson, and M. Potthoff (unpublished; arXiv cond-mat/0103315).
18. G. Moeller, Q. Si, G. Kotliar, M.J. Rozenberg, and D.S. Fisher, *Phys. Rev. Lett.* **74**, 2082 (1995).
19. D.E. Logan and P. Nozières, *Phil. Trans. R. Soc. London A* **356**, 249 (1998); P. Nozières, *Eur. Phys. J. B* **6**, 447 (1998).
20. S. Kehrein, *Phys. Rev. Lett.* **81**, 3912 (1998).
21. A. Georges and G. Kotliar, *Phys. Rev. Lett.* **84**, 3500 (2000); S. Kehrein, *Phys. Rev. Lett.* **84**, 3501 (2000).
22. A. Georges and G. Kotliar, *Phys. Rev. B* **45**, 6479 (1992); X.Y. Zhang, M.J. Rozenberg, and G. Kotliar, *Phys. Rev. Lett.* **70**, 1666 (1993).
23. Th. Pruschke, D.L. Cox, and M. Jarrell, *Europhys. Lett.* **21**, 593 (1993); *Phys. Rev. B* **47**, 3553 (1993); M. Jarrell, J.K. Freericks, and Th. Pruschke, *Phys. Rev. B* **51**, 11704 (1995).

Mott–Hubbard Insulator in Infinite Dimensions

24. D.E. Logan, M.P. Eastwood, and M.A. Tusch, *Phys. Rev. Lett.* **76**, 4785 (1996); *J. Phys. Cond. Matt.* **9**, 4211 (1997); M.P. Eastwood, PhD thesis (Oxford University, UK, 1998; unpublished).
25. M.J. Rozenberg, G. Moeller, and G. Kotliar, *Mod. Phys. Lett. B* **8**, 535 (1994).
26. M. Caffarel and W. Krauth, *Phys. Rev. Lett.* **72**, 1545 (1994).
27. L.M. Falicov and J.C. Kimball, *Phys. Rev. Lett.* **22**, 997 (1969).
28. W. Metzner, P. Schmit, and D. Vollhardt, *Phys. Rev. B* **45**, 2237 (1992); W.F. Brinkman and T.M. Rice, *Phys. Rev. B* **2**, 1324 (1970).
29. P.G.J. van Dongen and D. Vollhardt, *Phys. Rev. Lett.* **65**, 1663 (1990); P.G.J. van Dongen, *Phys. Rev. B* **45**, 2267 (1992).
30. E. Economou, *Green's Functions in Quantum Physics*, 2nd ed. (Springer, Berlin, 1983).
31. A.L. Fetter and J.D. Walecka, *Quantum Theory of Many-Particle Systems* (McGraw–Hill, New York, 1971).
32. T. Kato, *Prog. Theor. Phys.* **4**, 154 (1949); A. Messiah, *Quantum Mechanics*, Vol. 2, § 16 (North-Holland, Amsterdam, 1962).
33. M. Takahashi, *J. Phys. C* **10**, 1289 (1977).
34. The sign of t in Ref. 29 is opposite to our definition which can be cured by another particle-hole transformation.
35. E.H. Lieb and F.Y. Wu, *Phys. Rev. Lett.* **20**, 1445 (1968).
36. J. Hubbard, *Proc. Roy. Soc. London* **281**, 401 (1964).
37. D.E. Logan, M.P. Eastwood, and M.A. Tusch, *J. Phys. Cond. Matt.* **10**, 2673 (1998); D.E. Logan and M.T. Glossop, *J. Phys. Cond. Matt.* **12**, 985 (2000); N.L. Dickens and D.E. Logan, *Europhys. Lett.* **54**, 227 (2001); N.L. Dickens and D.E. Logan, *J. Phys. Cond. Matt.* **13**, 4505 (2001).
38. D. Logan, private communication.