

Multifractal Behavior of the Two-Dimensional Ising Model at small spatio-temporal scales¹

W. Sakikawa and O. Narikiyo

Department of Physics, Kyushu University, Fukuoka 810-8560, Japan

(December, 2001)

The distribution of the fractal dimension of the two-dimensional Ising model at the critical temperature measured by the Monte-Carlo simulation is discussed. At small spatio-temporal scales it exhibits a multifractal behavior and is well fitted by a non-Gaussian distribution derived from the Rényi or Tsallis entropy.

Keywords: multifractal, non-equilibrium, large deviation, Rényi entropy, Tsallis entropy

Recently a large-deviation analysis [2] for the Monte-Carlo data of the two-dimensional Ising model at the critical temperature has been attempted. Inspired by this attempt we perform a multifractal analysis for the same model in this Short Note. Here we do not distinguish the large-deviation and the multifractal schemes. [3]

Multifractal behaviors of the Ising model are expected for random or chaotic lattices, [4] while the model on a regular lattice is understood in terms of the mono-fractal analysis. [5] Even for the model on a regular lattice, we can expect multifractal behaviors when we observe it at small spatio-temporal scales. This is a view point of the large-deviation scheme. [6]

In the following we measure the distribution of the fractal dimension of the model on the square lattice at the critical temperature and show that the data is fitted by a non-Gaussian distribution derived from the Rényi or Tsallis entropy. Such a non-Gaussian behavior originates from the multifractality of the spin states and the q -index appearing in the distribution serves as a measure for the multifractality. On the other hand the non-Gaussian behavior is observed at small spatio-temporal scales as expected from the large-deviation scheme so that the q -index also serves as a measure for the degree of non-equilibrium.

We measure the fractal dimension of the Ising model on the square lattice,

$$H = -J \sum_{\langle ij \rangle}^{L \times L} \sigma_i \sigma_j, \quad (1)$$

where we adopt the ordinary notation, $\langle ij \rangle$ means the nearest neighbor bond and L is the number of the spins in x - or y -direction. The fractal dimension, [5]

$$D = \ln[M(1)/M(b)]/\ln(b), \quad (2)$$

is determined by the Monte-Carlo data at the critical temperature, $T_c = 2J/\ln(1 + \sqrt{2})k_B$. Here b is the scaling parameter for the coarse-graining and $L \times L$ spins are transformed into $(L/b) \times (L/b)$ block spins. $M(b)$ is the total spin at the level of b of the coarse-graining. The Monte-Carlo up-dating is done with the Metropolis algorithm. The simulation time, t , is represented by the unit of the usual Monte-Carlo step (MCS). In the following the measurement is done during $\tau < t < \tau + T$. The simulation is performed on our personal computer with Pentium-4 CPU.

Some typical data for the unnormalized distribution of the fractal dimension are shown in Fig. 1 where D is measured at each Monte-Carlo steps and the total number of the measurement is T . The simulation data are well fitted by the distribution function,

$$P(D) = P_0 \cdot [1 + (q - 1)(D - D_0)^2/2\sigma^2]^{1/(1-q)}, \quad (3)$$

which is derived by the maximum-entropy principle using the Rényi or Tsallis entropy [7–9] so that the distribution exhibits a multifractality of the system. The Tsallis entropy is non-extensive, while the Rényi entropy is extensive. The functional form of the distribution is independent of the choice of the entropy, the Rényi or Tsallis, [8] so that our result is independent of the extensivity of the entropy. Here q represents the multifractality of the system investigated and the mean value, $D_0 \sim 1.875$, is the one expected from the mono-fractal analysis. [5] The limiting case with $q \rightarrow 1$ corresponds to the Gaussian distribution which is parabolic in the D - $\ln P$ plane. The q -index for the solid curve is determined by the least-square fitting. In our scheme σ is also determined by the data fitting. The peak value of the unnormalized distribution is P_0 .

In Fig. 2 the system-size dependence of the q -index is shown.

In Fig. 3 the simulation-time dependence of the q -index is shown.

From the data in Figs. 2 and 3 we can read a tendency that $q \rightarrow 1$ at large spatio-temporal scales. The value, $q = 1$, is expected for the equilibrium state in the thermodynamic limit. Our data at small spatio-temporal scales reflect a deviation from this limit and exhibit non-equilibrium nature. A similar analysis has already been done for the experimental data for turbulence. [7]

In conclusion we numerically observed a multifractal behavior of the two-dimensional Ising model at small spatio-temporal scales. The q -index serves as a measure not only for multifractality but also non-equilibrium in this case.

- [1] This paper has been submitted to the Short Note section of J. Phys. Soc. Jpn.
- [2] H. Fujisaka and H. Tutu: Unpublished work where the coarse-grained order-parameter measured by the Monte-Carlo simulation is analyzed in terms of the entropy function of the large-deviation theory.
- [3] C. J. G. Evertsz and B. B. Mandelbrot: *Chaos and Fractals* H-O. Peitgen, H. Jürgens and D. Saupe (Springer-Verlag, New York, 1992) p.921.
- [4] T. Olson and A. P. Young: Phys. Rev. B **60** (1999) 3428 and references therein.
- [5] N. Ito and M. Suzuki: Prog. Theor. Phys. **77** (1987) 1391.
- [6] H. Fujisaka and M. Inoue: Phys. Rev. A **39** (1989) 1376.
- [7] C. Tsallis: *Nonextensive Statistical Mechanics and Its Applications* S. Abe and Y. Okamoto (Springer-Verlag, Berlin, 2001) p.3.
- [8] T. Arimitsu and N. Arimitsu: Physica A **295** (2001) 177.
- [9] B. K. Shivamoggi and C. Beck: J. Phys. A: Math. Gen. **34** (2001) 4003.

FIG. 1. The distribution of the fractal dimension for a randomly-produced initial state with $L = 125$, $b = 5$ and $\tau = 10^5$.

FIG. 2. The system-size dependence of the q -index averaged over 10 randomly-produced initial states with $b = 5$, $\tau = 10^5$ and $T = 10^4$.

FIG. 3. The simulation-time dependence of the q -index averaged over 10 randomly-produced initial states with $L = 125$, $b = 5$ and $T = 10^5$.

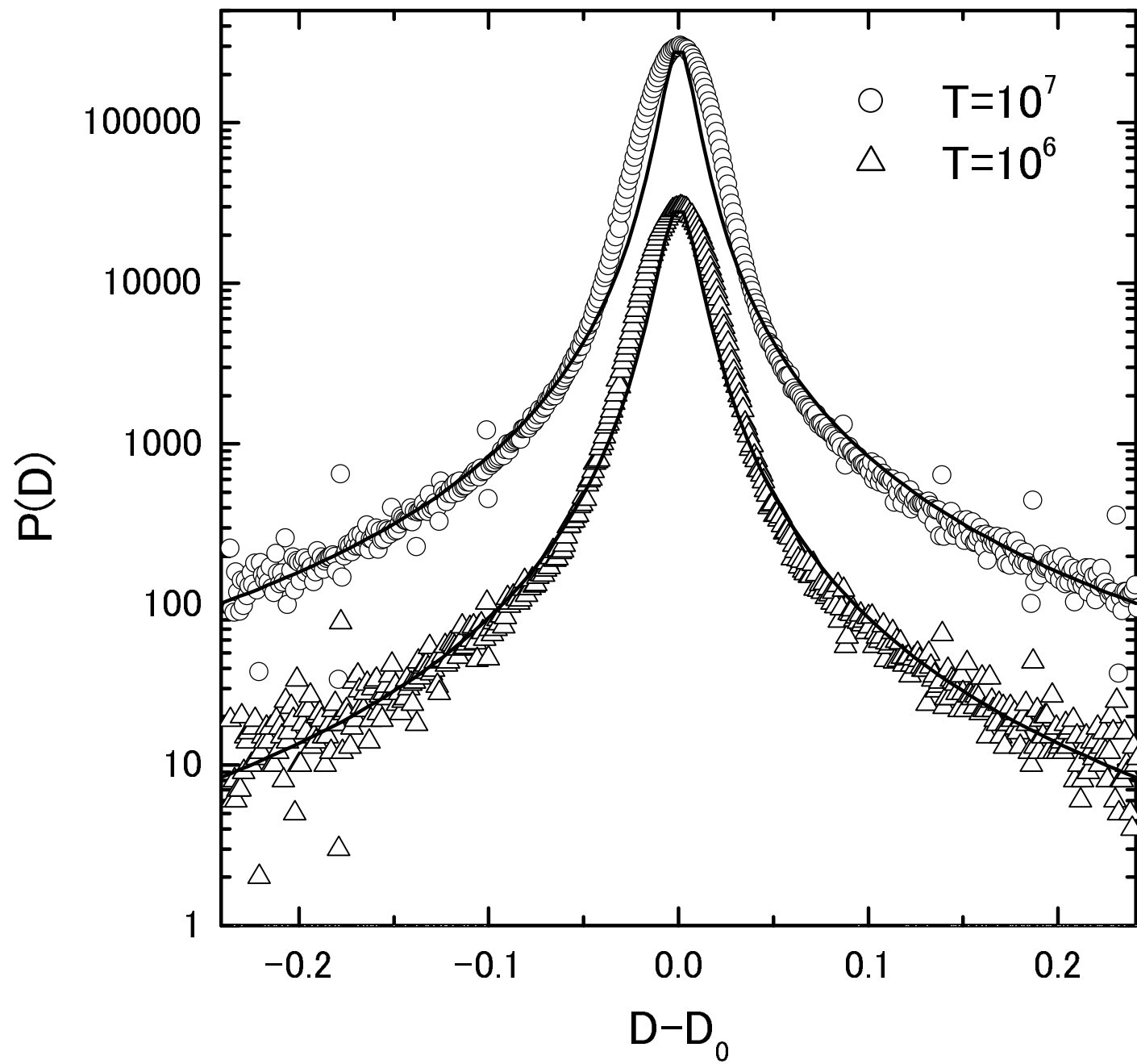


Fig. 1 Sakikawa

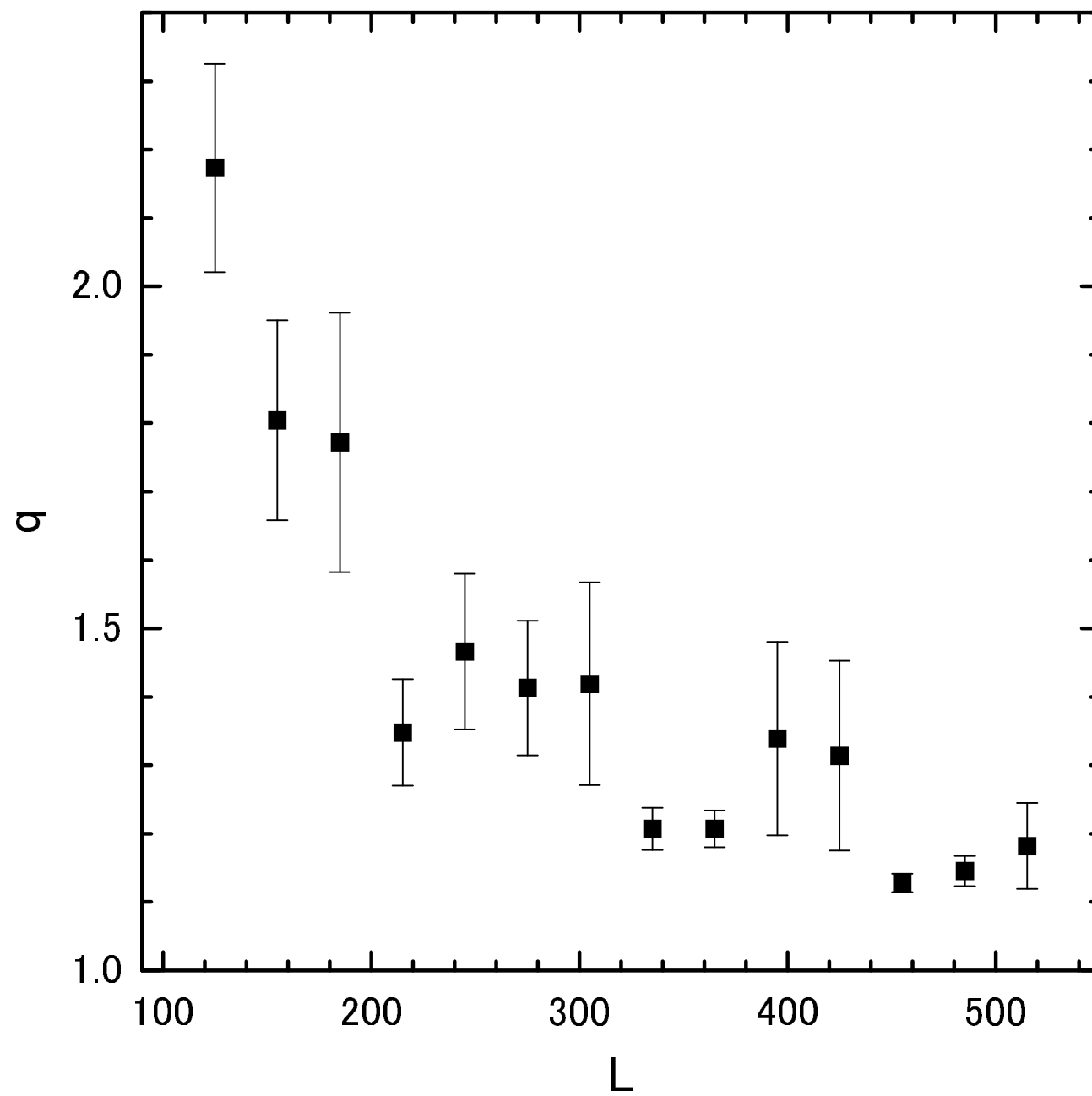


Fig. 2 Sakikawa

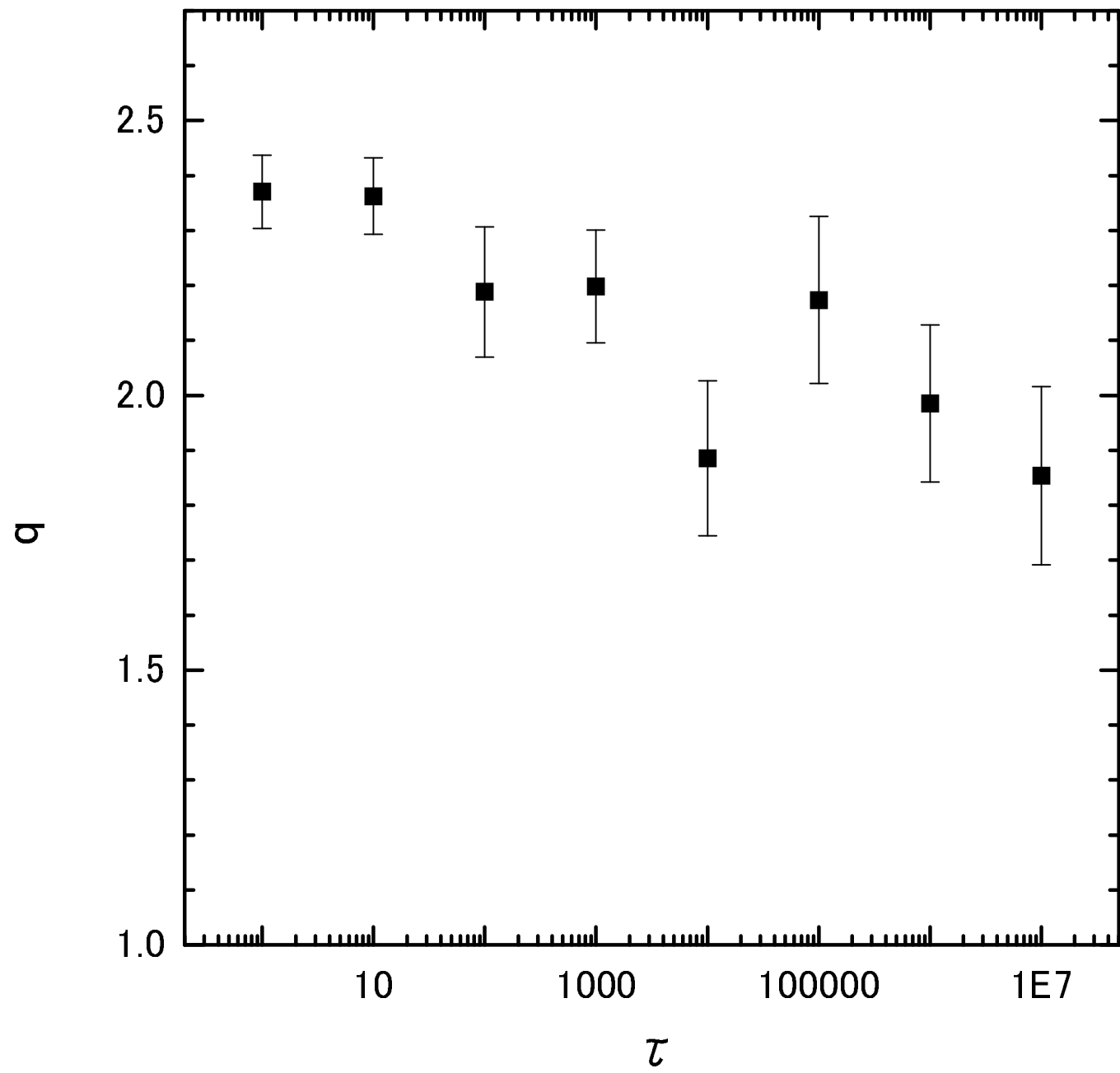


Fig. 3 Sakikawa