

Two-species mixture of quantum degenerate Bose and Fermi gases

Z. Hadzibabic, C. A. Stan, K. Dieckmann, S. Gupta, M. W. Zwierlein, A. Görlitz, and W. Ketterle
*Department of Physics, MIT-Harvard Center for Ultracold Atoms, and Research Laboratory of Electronics,
MIT, Cambridge, MA 02139*
(November 2, 2018)

We have produced a macroscopic quantum system in which a ${}^6\text{Li}$ Fermi sea coexists with a large and stable ${}^{23}\text{Na}$ Bose-Einstein condensate. This was accomplished using inter-species sympathetic cooling of fermionic ${}^6\text{Li}$ in a thermal bath of bosonic ${}^{23}\text{Na}$.

PACS numbers: 05.30.Fk, 67.60.-g, 32.80.Pj, 39.10.+j

Experimental methods of laser and evaporative cooling, used in the production of atomic Bose-Einstein condensates (BEC) [1], have recently been extended to realize quantum degeneracy in trapped Fermi gases [2–5]. What makes gaseous fermionic systems particularly appealing to investigate is the relative ease with which their properties can be varied. This allows the exploration of a vast range of experimental regimes, from non-interacting to strongly correlated. In the first case, purely quantum statistical effects can be studied, such as the implications of Pauli exclusion on scattering properties of the system. In the other extreme, exciting new regimes of BCS-like fermionic superfluidity may be within reach [6–9]. An additional area of interest is the production of a dilute quantum degenerate mixture of Bose and Fermi gases, akin to the strongly interacting ${}^4\text{He}$ - ${}^3\text{He}$ liquid. This would extend the list of possible experimental studies even further, to include effects such as interaction-driven phase separation [10] or BEC induced interactions between fermions.

In this Letter, we report the production of a new macroscopic quantum system, in which a degenerate ${}^6\text{Li}$ Fermi gas coexists with a large and stable ${}^{23}\text{Na}$ BEC. We have achieved high numbers of both fermions ($> 10^5$) and bosons ($> 10^6$), and ${}^6\text{Li}$ quantum degeneracy corresponding to one half of the Fermi temperature (T_F). Low rates for both intra- and inter-species inelastic collisions result in a lifetime longer than 10 s. Hence, in addition to being the starting point for studies of the degenerate Fermi gas, this system shows great promise for studies of degenerate Bose-Fermi mixtures, including collisions between the two species, and limitations to the cooling process [11]. Further, we point out that ${}^6\text{Li}$ is regarded as a particularly promising candidate for the BCS transition [6,7].

Our experimental approach is based on sympathetic cooling of fermions in a large bosonic “refrigerator”. In contrast to the bosonic case, two-body elastic collisions are absent in a single-component Fermi gas at ultralow temperatures due to the Pauli exclusion principle. This lack of thermalization precludes direct implementation of forced evaporative cooling. Therefore, cooling of fermions into the quantum degenerate regime must rely on collisions between distinguishable atoms. In two ex-

periments which produced degenerate Fermi gases, mixtures of two fermionic spin states were simultaneously evaporated and mutually cooled [2,5]. Two groups have also demonstrated sympathetic cooling of ${}^6\text{Li}$ by the ${}^7\text{Li}$ bosonic isotope, thus also producing the first quantum degenerate Bose-Fermi mixtures. However, this system has a limitation that in the upper hyperfine state, the ${}^7\text{Li}$ condensate is unstable [3], while scattering properties in the lower hyperfine state make sympathetic cooling inefficient, and limit the size of both ${}^6\text{Li}$ and ${}^7\text{Li}$ samples [4]. We have overcome both of these limitations by using a large ${}^{23}\text{Na}$ cloud, instead of ${}^7\text{Li}$, for sympathetic cooling of ${}^6\text{Li}$. Our work provides the natural progression in the search for an ideal Bose-Fermi system, where a “good” Bose-Einstein condensate is chosen, and then combined with a favorable fermionic species. Similar two-species experiments are currently being pursued by two other groups [12,13]. Given the vast variety of collisional properties among alkali gases, and a limited choice of favorable Bose-Fermi combinations, the properties of the ${}^6\text{Li}$ - ${}^{23}\text{Na}$ mixture are truly fortuitous. Both the presence of sufficient “good” (elastic) collisions needed for inter-species thermalization, and the slow rate of “bad” (inelastic) collisions could not be taken for granted before our studies. It is also worth noting that in our experiment, a mixture of two different atomic species has been simultaneously brought into quantum degeneracy for the first time.

For this experiment, we have upgraded our ${}^{23}\text{Na}$ BEC apparatus [14] to allow for both lithium and sodium operation, while making minimal modifications to the original setup. The additional laser light needed for optical cooling of ${}^6\text{Li}$ was generated by a low power, diode laser system [15]. The lithium (671 nm) and the sodium (589 nm) laser beams were overlapped using dichroic beam-splitters, and the spatial arrangement of the laser and atomic beams used to trap, cool, and detect lithium was identical to the original sodium setup. Specifically, a two-species magneto-optical trap (MOT) was loaded from a single two-species atomic beam, slowed in the same Zeeman slower previously used in sodium-only experiments. The fact that the maximum spontaneous light force deceleration is twice as large for ${}^6\text{Li}$ as for ${}^{23}\text{Na}$ allowed us to slow lithium atoms without compromising

the slowing efficiency for sodium.

To implement our experimental strategy, we have developed a double species oven in which the vapors of ${}^6\text{Li}$ and ${}^{23}\text{Na}$ were mixed, and a single atomic beam containing both species was produced (Fig. 1). The main difficulty in designing such an oven is that at the same temperature, the vapor pressure of lithium is three orders of magnitude lower than that of sodium. To achieve comparable atomic fluxes of both species, the alkali vapors must be produced in separate chambers, and then delivered to a mixing chamber, at controllable rates. In our design, the lithium chamber was also used for mixing. To operate the oven in either single or double species mode, we tuned the atomic fluxes independently by changing the temperatures of the alkali reservoirs. The maximum atom fluxes into the solid angle subtended by the MOT region were $3 \times 10^{11} \text{ s}^{-1}$ for ${}^6\text{Li}$, and $2 \times 10^{12} \text{ s}^{-1}$ for ${}^{23}\text{Na}$.

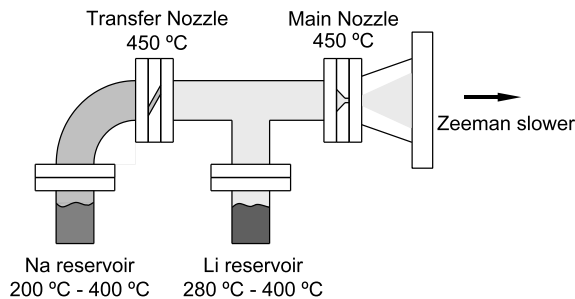


FIG. 1. Double Species Oven. ${}^6\text{Li}$ and ${}^{23}\text{Na}$ vapors were produced in separate chambers to allow for independent control of the atom fluxes. The two species were mixed in the lithium chamber. The transfer nozzle has a conductance 40 times lower than the main nozzle, and limits the undesirable diffusion of lithium into the sodium chamber.

Under typical operating conditions, 5 s of loading resulted in single species MOTs with 2×10^7 lithium atoms or 6×10^9 sodium atoms. When both MOTs were operated simultaneously, inter-species light assisted collisions reduced the number of lithium atoms by a factor of about four, while the sodium atom number was not noticeably affected. The number of ${}^6\text{Li}$ atoms in the MOT was maximized when the trapping and the repumping light frequencies were tuned 25 MHz below the corresponding resonances. The resulting temperature of the lithium atoms was $\sim 700 \mu\text{K}$.

Since the ${}^{23}\text{Na}$ BEC is produced in the $|F, m_F\rangle = |1, -1\rangle$ lower hyperfine ground state, to avoid inelastic spin-exchange collisions, it is preferred to magnetically trap ${}^6\text{Li}$ in the corresponding $|1/2, -1/2\rangle$ state. (Here, F is the total angular momentum, and m_F is its projection along the quantization axis.) However, the maximum magnetic trap depth in the $|1/2, -1/2\rangle$ state is only $330 \mu\text{K}$ (see Fig. 2), considerably lower than our

MOT temperature. Further, due to inefficiency of sub-Doppler cooling mechanisms, it is not possible to optically cool lithium to temperatures which would make magnetic trapping in this state efficient [15]. Therefore, to avoid drastic losses due to the limited trap depth, lithium atoms were optically pumped and then magnetically trapped in the $F = 3/2$ manifold. Before loading the magnetic trap, 4 ms were allowed for sub-Doppler polarization gradient cooling of sodium, during which the lithium cloud was in free expansion. This reduced the transfer efficiency of lithium atoms into the trap by a factor of 2, limiting it to about 12%. We have thus magnetically trapped $\sim 6 \times 10^5$ ${}^6\text{Li}$ atoms in the upper hyperfine state, and $\sim 2 \times 10^9$ ${}^{23}\text{Na}$ atoms in the lower one. At low energies, our cloverleaf magnetic trap is harmonic and axially symmetric. In the lower hyperfine states, the trapping frequencies for lithium (sodium) are $\omega_z = 2\pi \times 26$ (16) Hz axially, and $\omega_r = 2\pi \times 354$ (221) Hz radially.

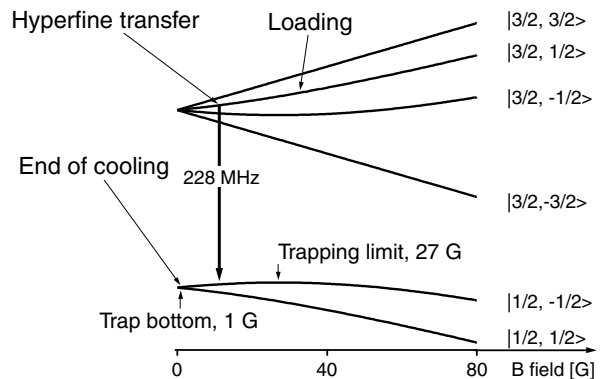


FIG. 2. ${}^6\text{Li}$ in the magnetic trap. Ground state energy levels: The six hyperfine states are labelled in the low magnetic field, $|F, m_F\rangle$ basis. The $|1/2, -1/2\rangle$ state becomes strong field seeking for fields above 27 G, limiting the trap depth to $330 \mu\text{K}$. Cooling path: The atoms are loaded into the magnetic trap in the upper hyperfine state, at a temperature of $700 \mu\text{K}$. After the initial cooling stage to $50 \mu\text{K}$, the atoms are transferred into the $|1/2, -1/2\rangle$ state, and further cooled to a final temperature of 330 nK .

Once the atoms were loaded into the magnetic trap, we started the forced evaporative cooling of sodium [1]. A varying microwave field near 1.77 GHz was used to gradually lower the trap depth for ${}^{23}\text{Na}$ by selectively transferring the most energetic atoms into the untrapped $|2, -2\rangle$ state. This microwave field does not affect the ${}^6\text{Li}$ atoms, which are therefore not evaporated. Cooling of the lithium sample is instead achieved through thermal contact with sodium. We have observed efficient sympathetic cooling of ${}^6\text{Li}$ in the *upper* hyperfine state by ${}^{23}\text{Na}$ in the *lower* one, and have successfully cooled this Bose-Fermi mixture into simultaneous quantum degeneracy. This observation indicates a surprisingly favorable ratio

between the good and the bad inter-species collisions in this mixture. The losses due to inelastic spin-exchange collisions took place only on a time scale of several seconds, comparable to the total evaporation time of 15 s.

In order to produce a collisionally stable Bose-Fermi mixture, it is necessary to transfer the lithium atoms into the lower hyperfine state. To minimize the initial losses due to spin-exchange collisions, this transfer should take place as early in the cooling process as possible. On the other hand, before lithium atoms can be efficiently trapped in the lower hyperfine state, they must be cooled significantly below $330 \mu\text{K}$. Therefore, we implemented sympathetic cooling in two stages (see Fig. 2). We have optimized the initial evaporation stage to reach a temperature of $\sim 50 \mu\text{K}$ in 5 s, while losing less than half of the lithium atoms, and maintaining the conditions for efficient sodium evaporation. At this point, we found that a substantial fraction of lithium atoms was in the $|3/2, 1/2\rangle$ state. They could thus be transferred to the $|1/2, -1/2\rangle$ state on a single-photon RF transition at 228 MHz, which is, to first order, independent of the magnetic field. This simplification over a similar hyperfine transfer previously employed in [4] was not expected. After the RF pulse was applied, the remaining $F = 3/2$ atoms were optically pumped into untrapped hyperfine states, and expelled from the trap. If this “clean-up” light pulse was omitted, spin-exchange collisions between lithium atoms in different hyperfine states led to a rapid loss of atoms from the trap. The overall efficiency of our hyperfine transfer was $\sim 50\%$. The evaporation was then resumed for another 10 s. We have observed efficient sympathetic cooling of the $|1/2, -1/2\rangle$ atoms, and have cooled both gases into quantum degeneracy without observable losses in the lithium atom number.

Fig. 3(a) displays the effect of sympathetic cooling on the ${}^6\text{Li}$ cloud. Absorption images of the trapped ${}^6\text{Li}$ gas were taken after the ${}^{23}\text{Na}$ evaporation was terminated at different trap depths, and the sample was allowed to fully thermalize. Cooling (from top to bottom) is seen in the shrinking of the density distribution, and an increase in the peak optical density. In contrast to standard evaporative cooling, and the mutual cooling between two Fermi species, the total number of atoms remains constant.

Quantitative analysis of the ${}^6\text{Li}$ clouds is depicted in Fig. 3(b). We have performed two-dimensional fits to the recorded column densities using both a simple Gaussian model, and an exact semi-classical Fermi-Dirac distribution [16]. While the former is a valid description of the gas only in the classical regime, the latter approach is valid at all temperatures. Indeed, at higher temperatures, the two fits performed equally well, and yielded the same temperature. However, at a temperature of about 400 nK, the classical fits started to fail. This was indicated by the relative growth of the reduced χ^2 values, by up to 20% above the corresponding values for the Fermi-Dirac fits. For the coldest samples, Gaussian

fits also overestimate the temperature by $\sim 15\%$. From the fitted number of atoms in the system ($\sim 1.5 \times 10^5$), we found that the noticeable inadequacy of the classical fits occurs at $\sim 0.6 T_F$, and is a clear signature of the Fermi degeneracy. Fig. 3(b) shows projected line densities along the axial direction of the ${}^6\text{Li}$ cloud, and the Fermi-Dirac fits to the data. The arrow indicates the size of the Fermi diameter, $D_F = 2\sqrt{2k_B T_F / (m\omega_z^2)}$, for the fitted atom number. The spatial extent of the coldest cloud is already comparable to this minimum size the system would assume at zero temperature. The coldest ${}^6\text{Li}$ samples are produced in coexistence with almost pure ${}^{23}\text{Na}$ condensates with $\sim 2 \times 10^6$ atoms. The lifetime of this degenerate mixture is limited to about 10 s by the three-body decay of the BEC, while the lithium cloud has a lifetime longer than 100 s.

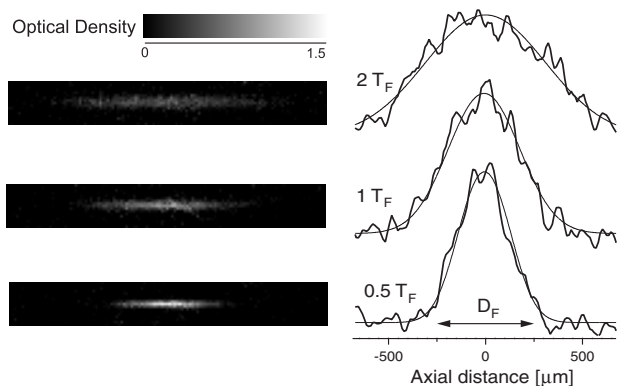


FIG. 3. Onset of Fermi degeneracy. Three pairs of images (top to bottom) correspond to $T/T_F = 2, 1,$ and 0.5 . (a) Column densities of the ${}^6\text{Li}$ cloud were recorded by absorption imaging. (b) Axial line density profiles and the Fermi-Dirac fits to the data are plotted. The arrow indicates the size of the Fermi diameter, D_F .

In Fig. 4, the temperature of the ${}^6\text{Li}$ cloud is plotted as a function of the final ${}^{23}\text{Na}$ trap depth. The highest observed Fermi degeneracy is given by $T \approx 330 \text{ nK} \approx 0.5 T_F$. We have also compared the ${}^6\text{Li}$ temperatures with the temperatures of the ${}^{23}\text{Na}$ cloud, extracted from the thermal wings of the bosonic density distribution. In hotter samples, the two agreed to within 10%. This indicates that the inter-species thermalization in our experiment took place on time scales shorter than a second. Further quantitative study of the thermalization rate and the inter-species elastic cross-section was not attempted. For the coldest samples, we observe that the equality of the ${}^6\text{Li}$ and the ${}^{23}\text{Na}$ temperature does not hold any more. The lowest measurable temperature of sodium was $T \approx 170 \text{ nK}$, about half the corresponding lithium value, and we observed even purer condensates for which the temperature could not be accurately de-

terminated. We have verified that extending the thermalization time at the end of evaporation up to 10 s did not lower the lithium temperature any further. Spatial separation of the two clouds due to different gravitational sags can also be readily ruled out. Therefore, if a common temperature for the two species is assumed, this would imply a ${}^6\text{Li}$ Fermi degeneracy corresponding to $0.25 T_F$, comparable to the values previously obtained under this assumption [3,4]. However, while it is worth noting that in the deeply degenerate regime the Fermi-Dirac distribution is almost insensitive to temperature variations, we regard the more conservative temperatures obtained from the Fermi-Dirac fits as reliable. The reasons for the observed temperature discrepancy are worthy of further investigation.

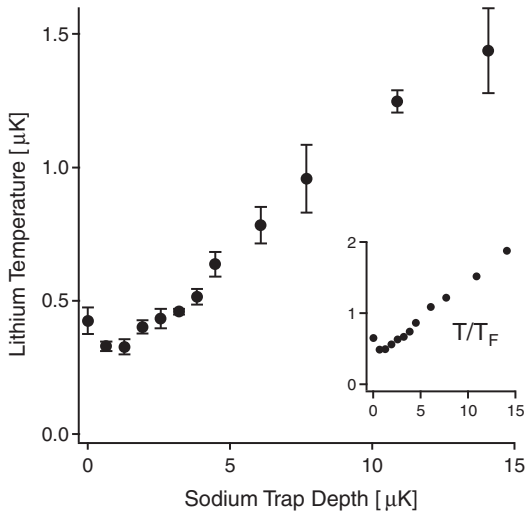


FIG. 4. Temperatures of the ${}^6\text{Li}$ cloud as a function of the ${}^{23}\text{Na}$ trap depth. Each data point is an average of three measurements. The error bars indicate the shot-to-shot fluctuations, while the uncertainties of the fits are comparable or smaller. In the case when sodium was completely evaporated from the trap (*c.f.* zero trap depth data point), the very last stage of sympathetic cooling became inefficient due to the vanishing heat capacity of the bosonic reservoir. The insert shows the same temperature data scaled to the Fermi temperature.

In conclusion, we have produced a system in which a ${}^6\text{Li}$ Fermi sea coexists with a ${}^{23}\text{Na}$ BEC. This provides us with a starting point for studies of the degenerate Bose-Fermi mixtures. In particular, the observed temperature difference between the two spatially overlapped species might provide further insight into the limits of sympathetic cooling. Further, by loading the degenerate Fermi cloud into an optical trap, effects of magnetically tunable interactions between lithium atoms in different spin states can be studied [17]. A particularly appealing prospect is the observation of the BCS transition to a

fermionic superfluid state, for which ${}^6\text{Li}$ is a very promising candidate.

We would like to thank Florian Schreck for useful discussions and Christian Schunck for experimental assistance. This research was supported by NSF, ONR, ARO, NASA, and the David and Lucile Packard Foundation. M. W. Z. acknowledges the support of the Studienstiftung des deutschen Volkes and the Ecole Normale Supérieure, Paris.

-
- [1] M. Inguscio, S. Stringari, and C. E. Wieman, *Bose-Einstein condensation in atomic gases, Proceedings of the International School of Physics Enrico Fermi, Course CXL* (IOS Press, Amsterdam, 1999), (editors).
 - [2] B. DeMarco and D. S. Jin, *Science* **285**, 1703 (1999).
 - [3] A. G. Truscott, K. E. Strecker, W. I. McAlexander, G. B. Partridge, and R. G. Hulet, *Science* **291**, 2570 (2001).
 - [4] F. Schreck, L. Khaykovich, K. L. Corwin, G. Ferrari, T. Bourdel, J. Cubizolles, and C. Salomon, *Phys. Rev. Lett.* **87**, 080403 (2001).
 - [5] S. R. Granade, M. Gehm, K. M. O'Hara, and J. E. Thomas, *cond-mat/0111344*.
 - [6] H. T. C. Stoof, M. Houbiers, C. A. Sackett, and R. G. Hulet, *Phys. Rev. Lett.* **76**, 10 (1996).
 - [7] M. Houbiers, R. Ferwenda, H. T. C. Stoof, W. McAlexander, C. A. Sackett, and R. G. Hulet, *Phys. Rev. A* **56**, 4864 (1997).
 - [8] M. A. Baranov and D. S. Petrov, *Phys. Rev. A* **58**, R801 (1998).
 - [9] M. Holland, S. J. J. M. F. Kokkelmans, M. L. Chiofalo, and R. Walser, *Phys. Rev. Lett.* **87**, 120406 (2001).
 - [10] K. Mølmer, *Phys. Rev. Lett.* **80**, 1804 (1998).
 - [11] E. Timmermans and R. Côté, *Phys. Rev. Lett.* **80**, 3419 (1998).
 - [12] J. Goldwin, S. B. Papp, B. DeMarco, and D. S. Jin, submitted to *Phys. Rev. A*.
 - [13] G. Modugno, G. Ferrari, G. Roati, R. J. Brecha, A. Simoni, and M. Inguscio, *Science* **294**, 1320 (2001).
 - [14] M. O. Mewes, M. R. Andrews, N. J. van Druten, D. M. Kurn, D. S. Durfee, and W. Ketterle, *Phys. Rev. Lett.* **77**, 416 (1996).
 - [15] U. Schünemann, H. Engler, M. Zielonowski, M. Weidemüller, and R. Grimm, *Optics Comm.* **158**, 263 (1998).
 - [16] D. A. Butts and D. S. Rokhsar, *Phys. Rev. A* **55**, 4346 (1997).
 - [17] M. Houbiers, H. T. C. Stoof, W. McAlexander, and R. G. Hulet, *Phys. Rev. A* **57**, R1497 (1998).