

Elementary Excitations in Quantum Antiferromagnetic Chains: Dyons, Spinons and Breathers.

T. Asano^a, H. Nojiri^b, Y. Inagaki^a, Y. Ajiro^a, L.P. Regnault^c and J.P. Boucher^d.

^aDepartment of Physics, Kyushu University, Fukuoka 812-8581, Japan;

^bDepartment of Physics, Okayama University, Okayama 700-8530, Japan;

^cDRFMC-SPSMS, Laboratoire de Magnétisme et de Diffraction Neutronique, CEA, F-38054 Grenoble cedex 9, France;

^dLaboratoire de Spectrométrie Physique, Université J. Fourier Grenoble I, BP 87, F-38402 Saint Martin d'Hères cedex, France.

(November 2001)

Considering experimental results obtained on three prototype compounds, TMMC, CsCoCl₃ (or CsCoBr₃) and Cu Benzoate, we discuss the importance of non-linear excitations in the physics of quantum (and classical) antiferromagnetic spin chains.

PACS numbers: 71.45.Lr, 75.10.Jm, 75.40.Gb

I. INTRODUCTION:

In the last twenty years, various experimental and theoretical studies have been devoted to antiferromagnetic (AF) chains. One fascinating problem concerns the nature of the elementary excitations in such systems. As a crucial ingredient, one has to refer to the concept of non-linear excitations (NLE). Typical examples of NLE are provided by the *solitons* and the *breathers*. These particular excitations are solutions of the *sine-Gordon* equation, which, in the wide field of the NLE, is to be considered as a prototype model [1]. The first evidence of fluctuations associated with solitons in AF chains was obtained on a classical spin system (in the 80's) [2]. Recently, evidence for breathers was experimentally obtained on a quantum spin system [3]. A short review is presented, along which, the role of the NLE in AF chains is discussed. Classical as well as quantum spin systems are analyzed. The case of anisotropic spin models is considered and a relation with the isotropic case is proposed. Quantization effects are also shown to complete the descriptions of the NLE in AF chains: for the solitons, this leads to another NLE concept, the *dyons*; for the breathers to a discretization of the excitation spectrum. Along this paper, we shall refer explicitly to three compounds: (CH₃)₄NMnCl₃, alias TMMC, two Co compounds, CsCoCl₃ and CsCoBr₃ [4], and Cu(C₆H₅COO)₂·3H₂O, alias Cu Benzoate [3]. All of them are known for very long to be good models of 1-dimensional antiferromagnetic chains. In TMMC, the spin value is large, $s = 5/2$, and a semi-classical spin description is a good approach. The other compounds, however, are representative of quantum spin systems, with $s = 1/2$.

II. TMMC:

TMMC is known to provide examples of quasi-isotropic Heisenberg AF chains. At $T_{co} \simeq 20$ K, however, because of the small dipolar anisotropy D , a crossover occurs, which changes the spin system from isotropic to easy-plane behaviors [5]. The spins can be viewed as being repelled in the XY plane perpendicular to the chain Z direction. Then, if one applies a magnetic field H in the XY plane - along the Y axis, for instance - another crossover occurs because of the preferred spin-flop configuration. In this later phase, the spins are mainly aligned along the X axis: they form an Ising-like AF state where the soliton regime takes place. The soliton phase diagram for TMMC is shown in Fig. 1 [4].

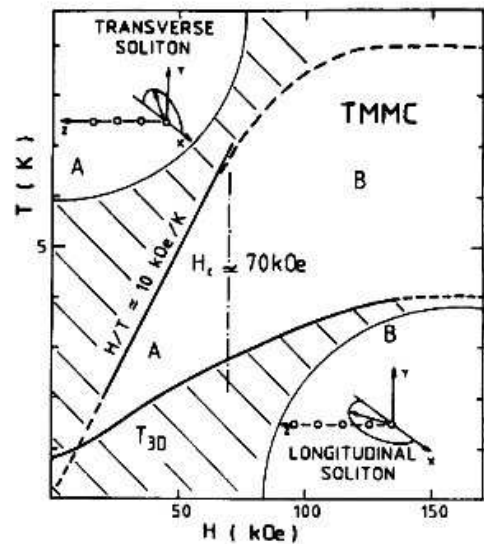


FIG. 1. Soliton phase diagram of TMMC [4]. H_c is the cross-over field between the soliton regimes A and B (see the insets).

rotation of the sublattices. For this model, the dispersion of the soliton branch is shown in Fig. 4a.

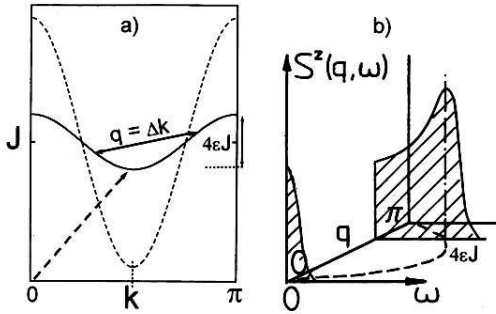


FIG. 4. a) Dispersions of the soliton excitations in the Villain model: the solid line is for a small ε value; the dashed line, for a large ε ($\rightarrow 1$). The arrows illustrate experimental transitions (see text). b) The fluctuation spectrum of the (individual) soliton mode (in zero field).

In the same figure, the arrows show the transitions to be realized in experiments. The transitions induced from the groundstate (the dash arrow) are forbidden. They would require that an infinite number of spins be simultaneously flipped (in order to realize the π rotation of the sublattices). This establishes a pertinent result for Ising-like AF chains: *the dispersion of a soliton branch cannot be determined experimentally*. Only transitions inside the soliton branch (shown by the full arrow) are possible: they describe the fluctuations of (individual) solitons when they move along the chains. The corresponding spectrum is drawn in Fig. 4b: the fluctuations are seen to develop at very low energy (around zero energy). A peak (i.e., a single “maximum”) in the fluctuation spectrum is expected at $E_{max}(q) = 4\varepsilon J \sin(q)$ [6,11].

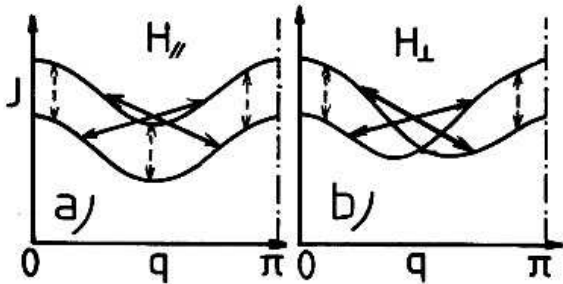


FIG. 5. Zeeman splitting of the soliton dispersion in the Villain model for a field parallel (a) and transverse (b) to the Ising direction.

Such a kink in quantum spin chains is, in fact, a degenerate state. As shown in Fig. 3c, it can be defined in two ways, which both agree with the π rotation defined above. They differ, however, by the spin value ($\pm 1/2$) inside the domain wall. A kink, i.e., a soliton, is a doublet state,

entirely defined by the additional quantum spin number $S = 1/2$. Accordingly, in a field H , a Zeeman splitting occurs in the dispersion, as shown in Figs. 5a and b. This splitting is different for H applied parallel (H_{\parallel}) and perpendicular (H_{\perp}) to the Ising axis Z . The allowed transitions are now induced between the two split branches (the full arrows in Figs. 5). Finally, this splitting results in a “doubling” of the observable soliton modes with two maxima, as shown in Figs. 6a and b [12].

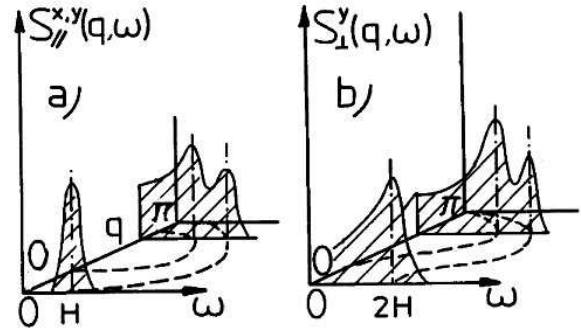


FIG. 6. Doubling of the soliton modes in the Villain model, for H parallel (a) and perpendicular (b) to the Ising direction.

The Co compounds, CsCoCl_3 and CsCoBr_3 , are good examples of the Villain model, with $J \simeq 75$ K and $\varepsilon \simeq 0.12$. The fluctuations associated with the solitons have been clearly identified. In particular, with CsCoBr_3 , the low-energy fluctuations characterizing the (individual) soliton modes have been observed by neutron inelastic scattering (NIS) [13]. Evidence for a “maximum” in the fluctuation spectrum requires a high instrumental resolution. Measurements have been performed at the Institut Laue-Langevin (ILL, Grenoble, France) using the high-flux high-resolution spectrometer IN14 [14]. An example of the soliton mode observed in zero field for the wavevector transfer $\Delta k = q = \pi/2$ is displayed in Fig. 7a. A single “maximum” is clearly detected. Its position agrees well with the expectation (the full line is a theoretical curve which takes into account the instrumental resolution, $\delta E \simeq 1$ meV). In Fig. 7b, the same energy scan performed in presence of a magnetic field ($H \simeq 9.82$ T) is reported. Two maxima are now visible: this result (the full line is the theory) establishes the predicted doubling of the soliton modes.

The neutron data reported in Fig. 7 correspond to magnetic transitions associated with the particular momentum transfer $\Delta k = q = \pi/2$ (the full arrows in Figs. 4a and 5). Transitions with $\Delta k = q = 0$ (the vertical dash arrows in Fig. 5) can also be considered. They are realized in an ESR experiment. Such measurements have been performed on the compound CsCoCl_3 [15]. They are referred to as Soliton Magnetic Resonance (SMR). Examples of SMR signals are reported in Fig. 8, for

both H_{\parallel} and H_{\perp} . As shown by the full lines (theoretical curves), the SMR data agree also very well with this concept of a $S = 1/2$ soliton state.

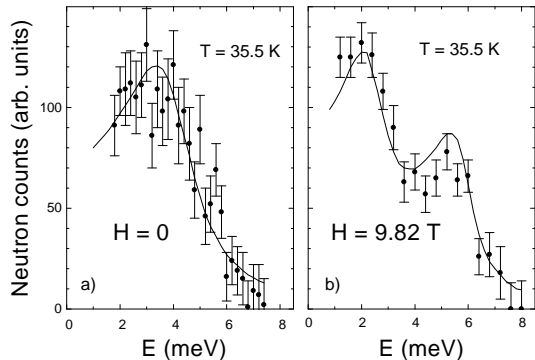


FIG. 7. NIS on CsCoBr₃: a) Soliton mode in zero field; b) doubling of the soliton mode in a transverse field. These energy scans correspond to the wavevector transfer $q = \pi/2$.

From these NIS and SMR measurements, an important property is established: in quantum Ising-like chains, a soliton is a $S = 1/2$ doublet excitation. In fact, this result generalizes to any larger spin values, i.e., $s > 1/2$. This has been established, first, by Haldane in a semi-classical approach [16]: a soliton in an AF chain contains internal degrees of freedom. After quantization, they result in a discretization of the soliton states. At this point, a drastic difference is established between integer and half-integer spin chains: in the former case, the lowest soliton state is a $S = 0$ excitation (this is the basis of the ‘‘Haldane conjecture’’), while in the later case, it is a $S = 1/2$ excitation (in full agreement with the results on the Co Compounds).

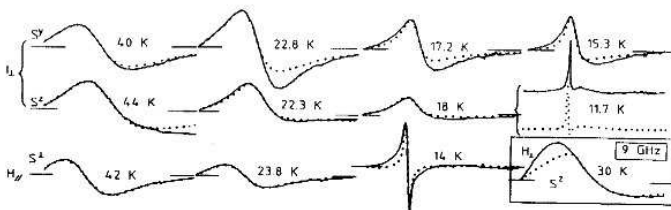


FIG. 8. SMR signals observed in CsCoCl₃, for H parallel and H perpendicular to the Ising direction.

Hence, in half-integer spin systems, because of these additional degrees of freedom, the domain walls represented in Figs. 2 and 3b, are not only solitons: they are dyons, according to Affleck [17]. The dyon concept is used in particle physics: it describes a particle with an additional ‘‘charge’’ (cf: the magnetic monopoles). In the present NLE context, the $S = 1/2$ solitons observed in the Co compounds are dyon analogs in quantum AF chains [17].

IV. QUANTUM ISOTROPIC SPIN CHAINS :

Up to now, we have considered Ising-like chains, i.e., anisotropic systems, where the NLE are rigorously defined. Within the same context, we may try to reach a physical picture for isotropic chains. We follow the discussion presented by Haldane for classical spin systems [16], but we apply it to the quantum case of the Villain model. Let us consider the change occurring in the soliton dispersion while the anisotropy is slowly removed, i.e., when $\varepsilon \rightarrow 1$ in Eq. 3. As shown by the dash line in Fig. 4a, the amplitude of the dispersion increases, and at $\varepsilon = 1$, i.e., the isotropic point, the gap of the soliton branch would close (at the momentum value $k = \pi/2$). A phase transition occurs [18], which can also be viewed as an insulator-metal transition [19]. The dyon states (i.e., the pairs of $+1/2$ and $-1/2$ solitons) are seen to fill in the groundstate of the new phase, which is that of the quantum isotropic Heisenberg hamiltonian

$$\hat{H} = \sum_n 2J\mathbf{s}_n\mathbf{s}_{n+1} \quad (4)$$

For this model, another concept, the spinon concept, is commonly used [20]. A spinon is defined as an ‘‘entity’’ associated with a $\pm 1/2$ spin value and the groundstate of this isotropic hamiltonian is made of pairs of spinons. Such pairs of spinons compare well with the $\pm 1/2$ dyon states defined above.

The description of the properties of quantum Heisenberg chains started with the Bethe ansatz, in 1931 [21]. In the 60’s, based on the Jordan-Wigner transformation, many studies were referring to a model of strongly-interacting fermions [22]. In the 70’s, more sophisticated analyzes were proposed [23], which yields the modern field-theoretic derivations, which in the recent years, have renewed and enlarged our understandings of so many quantum spin systems. Cu Benzoate is such a recent example. For this compound, one is led to refer also to the sine-Gordon model [24].

In anisotropic systems, the spin direction is easily defined (for instance, by the angle ϕ in Fig. 2), and/or with respect to the groundstate. The pertinent variable in the sine-Gordon hamiltonian of Eq. 2 remains this angle ϕ . In isotropic systems, however, there is no definite direction for the spins. Alternative descriptions have been proposed [23]. Usually, they starts with the Jordan-Wigner transformation. This leads to a fermionic representation of the hamiltonian with, in reciprocal space, the fermions operators α_q (α_q^+) and β_q (β_q^+). It is then recognized that the significant physical quantities are not contained in the fermion operators but rather in the fermion densities: $\rho_q^+ \simeq \sum_k \alpha_{k+q}^+ \alpha_k$ and $\rho_q^- \simeq \sum_k \beta_{k+q}^+ \beta_k$ (this is the so-called ‘‘bozonization’’). Another transformation - this is the basis of the field theoretic approach - brings back the equations to the real space where a field ‘‘ $\tilde{\psi}$ ’’ is

defined. Applying this procedure to the isotropic hamiltonian (4) leads to

$$\hat{H} = J/8 \int_{-\infty}^{+\infty} dz 1/2 \left[1/\tilde{C}^2 (\partial\tilde{\psi}/\partial t)^2 + (\partial\tilde{\psi}/\partial z)^2 \right] \quad (5)$$

with $\tilde{C} = \pi J$. In this expression, the field $\tilde{\psi}$ does not compare to the angle ψ introduced in Eq. 2: $\tilde{\psi}$ is related to the fermion densities ρ^+ and ρ^- defined above. Eq. 5 is not the sine-Gordon Hamiltonian. The last term which, in Eq. 2, introduces the non-linearity is missing. Accordingly, the excitations corresponding to Hamiltonian (5) follow *linear* dispersions (i.e., *no energy gap*). They describe the lowest part of the spinon continuum, which characterizes the excitation spectrum of (4). As it is known, the application of a field H on hamiltonian (4) develops a “*dynamical incommensurability*”: the wavevectors where the critical zero-energy fluctuations take place are shifted by $\delta q_{inc} = 2\pi\sigma$, where σ , which is the magnetization per spin, is an increasing function of H . The dispersions, however, remain linear at low energy and no energy gap is induced by a field.

V. CU BENZOATE:

In the 70’s, CuBenz was considered as a good example of quantum isotropic AF chains [25]. Recently, however, it has been observed that, in a field, an energy gap opens in the energy spectrum [26], in contradiction with the expectation for the isotropic model. According to Affleck and Oshikawa [24], this behavior is due to the presence of an additional “staggered” field, h_{st} [27]. In a field, the effective hamiltonian for Cu Benzoate is to be written:

$$\hat{H} = \sum_n 2J\mathbf{s}_n\mathbf{s}_{n+1} - g\mu_B H s_n^y - g\mu_B h_{st} s_n^x \quad (6)$$

with $J \simeq 5.8$ K, and where h_{st} is proportional to the applied field: $h_{st} \simeq 0.09H$ (for H applied parallel to the c axis) [28]. The field-theoretic derivation of this hamiltonian [24] transforms Eq. 6 into the sine-Gordon equation:

$$\hat{H} = J/8 \int_{-\infty}^{+\infty} dz/2 \left[1/\tilde{C}^2 (\partial\tilde{\psi}/\partial t)^2 + (\partial\tilde{\psi}/\partial z)^2 + \tilde{m}^2 (1 - \cos(\tilde{\psi})) \right] \quad (7)$$

where \tilde{C} and the field $\tilde{\psi}$ are defined in a similar way as in Eq. 5. The soliton mass is now a function of the staggered field: $\tilde{m} \simeq 1.85(h_{st}/J)^{2/3} |\ln(h_{st}/J)|$ [24]. The low-energy excitations of (7) are solitons (antisolitons) and breathers.

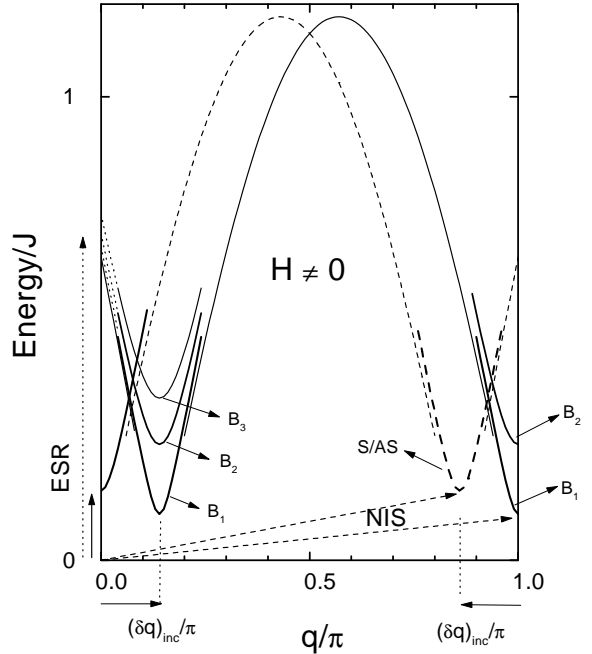


FIG. 9. A model for the dispersion of the elementary excitations in Cu Benzoate: the soliton/antisoliton branch gives a gap at $q = 0$ and at the incommensurate wavevector $q = \pi - \delta q_{inc}$. The breather branches give a gap at $q = \pi$ and at the incommensurate wavevector $q = \delta q_{inc}$. The dashed arrows corresponds to NIS [26], the full arrows to ESR [3].

In Fig. 9, a complete representation of the elementary excitations in Cu Benzoate is proposed. The bold lines correspond to the sine-Gordon predictions (low-energy limit). In this figure, three breather branches are represented: B_1 , B_2 and B_3 .

We now review briefly the recent experiments performed in Cu Benzoate. In Fig. 9, the transitions observed by NIS are shown by the dash arrows (these measurements have been performed at a single field value $H \simeq 7$ T) [26]. The dynamical incommensurability has been observed at $q = \pi - \delta q_{inc}$. At this precise wavevector value, the gap of the soliton/antisoliton branch is directly measured. At $q = \pi$, the two first breather modes, B_1 and B_2 , have been observed [29]. Recently, ESR measurements have also been performed in Cu Benzoate [3]. In fig. 9, the transitions observed by ESR are shown by the vertical dotted and solid arrows. The solid arrow shows that the soliton/antisoliton gap is measured at $q = 0$. The dotted arrow probes the breather modes, also at $q = 0$ [30]. All these ESR measurements have been performed in a wide field range, up to $H \simeq 20$ T. The observed field dependence of the soliton gap is displayed in Fig. 10. In low field, the agreement with the sine-Gordon model (the full line) is very good: $E_G = \tilde{m}J \simeq H^{2/3}$. An appreciable deviation, however, occurs in high fields. In Fig. 11, the field dependence of the three first breathers,

B_1 , B_2 and B_3 as probed by ESR (i.e., at $q = 0$) is obtained in the full field range.

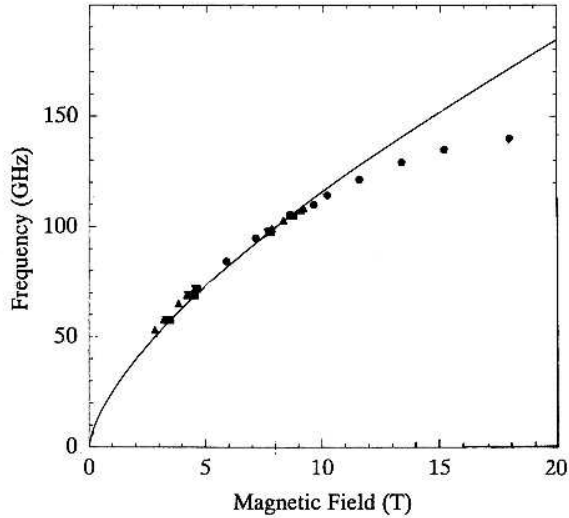


FIG. 10. Field dependence of the soliton gap observed by ESR (Voigt configuration) in Cu Benzoate.

VI. CONCLUSION:

With these compounds - i.e., TMMC, the Co compounds and Cu Benzoate - the importance of the NLE in the low-T properties of AF chains is well exemplified. They are seen to play a crucial role in both anisotropic and isotropic systems. They come in the description of both quantum and classical spin chains. TMMC and Cu Benzoate are both well described by the sine-Gordon model. Fundamental differences, however, occur between the two systems, in particular for the experiments.

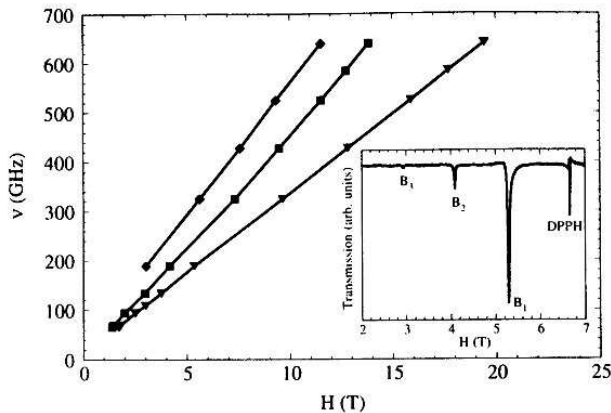


FIG. 11. Field dependence of the first breather modes observed by ESR (Faraday configuration) in Cu Benzoate [3].

In Ising-like chains (TMMC and the Co compounds), transitions from the groundstate to the soliton state are forbidden (see the dash line in Fig. 4a). In such systems, the presence of solitons is detected by looking at the low-energy fluctuations induced by the soliton motion [6,13]. In Cu Benzoate, however, the soliton dispersion can be determined experimentally: the transitions from the groundstate to both the soliton and the breather branches are allowed, (see the arrows in Fig. 9). With Cu Benzoate, the discretization of the breather spectrum in a sine-Gordon model is now well established.

Acknowledgements: One of us (JPB) would like to thank T. Ziman for illuminating discussions.

-
- [1] A. C. Scott, F.Y.F. Chu, and D. W. McLaughlin, Proceedings of the IEEE, **61**, 1443, (1973).
 - [2] J.P. Boucher, L.P. Regnault, J. Rossad-Mignod, J.P. Renard, J. Bouillot and W.G. Stirling, Sol. Stat. Comm., **33**, 171 (1980).
 - [3] T. Asano, H. Nojiri, Y. Inagaki, J.P. Boucher, T. Sakon, Y. Ajiro, and M. Motokawa, Phys. Rev. Lett. **84**, 5880 (2000).
 - [4] For a review on solitons in TMMC and the Co compounds, see for instance: J.P. Boucher, L.P. Regnault, and H. Benner, in Nonlinearity in Condensed Matter, Springer Series in Solid State-Sciences, Vol. **69**, 24 (1987).
 - [5] J.P. Boucher, L.P. Regnault, J. Rossad-Mignod and J. Villain, J. M. M. M., **14**, 155, (1979).
 - [6] In TMMC, both the fluctuations associated with the flipping process of the sublattices, and those associated with the individual solitons have been observed: J.P. Boucher, L.P. Regnault, R. Pynn, J. Bouillot, and J.P. Renard, Europhys. Lett. **1**, 415 (1986).
 - [7] K. Maki and H. Takayama, Phys. Rev. B **22**, 5302 (1980).
 - [8] J.P. Boucher, R. Pynn, M. Remoissenet, L.P. Regnault, Y. Endoh, and J.P. Renard, Phys. Rev. Lett., **64**, 1557 (1990).
 - [9] J. Villain, Physica B **79**, 1 (1975).
 - [10] For the Villain model, several derivations have been proposed. In a second quantization approach, the solitons have been shown to be fermions: F. Devreux and J.P. Boucher, J. Phys. (France) **48**, 1663 (1987).
 - [11] A limitation of the diverging peak results from the collisions between solitons: K. Sasaki and K. Maki, Phys. Rev. B **35**, 257 (1987).
 - [12] J.P. Boucher, in Magnetic Excitations and Fluctuations II, Proceedings in Physics **23**, p. 171, (1987), edited by: U. Bucalani, S. W. Lovesey, M.G. Rasetti and V. Tognetti, Springer Verlag.
 - [13] H. Yoshizawa, K. Hirakawa, S.K. Satija, and G. Shirane, Phys. Rev. B **23**, 2298 (1981); S.E. Nagler, W.J.L. Buyers, R.L. Armstrong, and B. Briat, Phys. Rev. Lett.

- 49, 590 (1982); J.P. Boucher, L.P. Regnault, J. Rossad-Mignod, J.Y. Henry, J. Bouillot and W.G. Stirling, Phys. Rev. B **31**, 3015 (1985).
- [14] J.P. Boucher, L.P. Regnault, R. Currat, J.Y. Henry, ILL Report 1990.
- [15] J.P. Boucher, G. Rius, and J.Y. Henry, Europhys. Lett. **4**, 1073 (1987).
- [16] F.D.M. Haldane, Phys. Rev. Lett. **50**, 1153 (1983).
- [17] I. Affleck, Phys. Rev. Lett. **57**, 1048 (1986).
- [18] R.R.P. Singh, Phys. Rev. B **53**, 11582 (1996).
- [19] H. J. Schulz, in Proceedings of Les Houches Summer School LXI, ed. E. Akkermans, G. Montambaux, J. Pichard, et J. Zinn-Justin (Elsevier, Amsterdam, 1995), p.533.
- [20] L.D. Fadeev and L.A. Takhtajan, Phys. Lett. **85A**, 375 (1981).
- [21] H. Bethe, Z Physik **71**, 205 (1931).
- [22] For instance, L.N. Bulaevskii, Sov. Phys. JETP **16**, 685 (1963).
- [23] For instance, A. Luther and I. Peschel, Phys. Rev. B **12**, 3908 (1975); J. Solyom, in Lectures notes in Physics 96, Quasi one-Dimensional II, p. 20, 1978; Springer-Verlag.
- [24] I. Affleck and M. Oshikawa, Phys. Rev. B **60**, 1038 (1999).
- [25] K. Okuda, H. Hata, and M. Date, J. Phys. Soc. Jpn. **33**, 1574 (1972).
- [26] D.C. Dender, P.R. Hammar, D.H. Reich, C. Broholm and G. Aeppli, Phys. Rev. Lett., **79**, 1750 (1997).
- [27] This staggered field results from two contributions: one is due to the g factor, which undergoes a small alternation along the chain, the other to the presence of small Dzyaloshinski-Moryia interactions (see [24]).
- [28] M. Oshikawa and I. Affleck, Phys. Rev. Lett. **79**, 2883 (1997).
- [29] F.H.L. Essler and A. M. Tsvelik, Phys. Rev. B **57**, 10592 (1998).
- [30] M. Oshikawa and I. Affleck, Phys. Rev. Lett. **82**, 5136 (1999).