

Effects of pressure on the superconducting properties of magnesium diboride

X. J. Chen, H. Zhang, and H.-U. Habermeier

Max-Planck-Institut für Festkörperforschung, D-70569 Stuttgart, Germany

(Dated: Received 21 May 2001)

We discuss the effects of hydrostatic pressure on the superconducting properties of MgB₂ within the framework of Eliashberg theory. By considering the pressure dependences of all parameters appearing in the McMillan formula, we show that the calculated pressure derivative of T_c as well as the variation of T_c with pressure are in good agreement with recent measurements. The pressure dependences of the energy gap Δ_0 , the effective interaction strength $N(E_F)v$, the critical magnetic field $H_c(0)$, and the electronic specific heat coefficient γ are also predicted for this system. A comparison of pressure effect in non-transition elements clearly suggests that MgB₂ is an electron-phonon mediated superconductor.

PACS numbers: 74.62.Fj, 74.70.Ad

I. INTRODUCTION

The recent discovery of superconductivity in MgB₂ (Ref. 1) has attracted considerable interest in the study of this material, both to understand the mechanism of superconductivity and to explore other properties of MgB₂ and related materials. The high transition temperature $T_c \approx 40$ K in this material offers other possibility for finding high- T_c superconductivity in some binary intermetallic compounds besides cuprates and C₆₀-based compounds. Meanwhile, the high critical currents observed in MgB₂ thin films² and wires³ reveal that MgB₂ belongs to a new class of low-cost, high-performance superconducting materials for magnets and electronic applications.

Measurements of the isotope effect and of the influence of pressure on the transition temperature and critical field of superconductors yield information on the interaction causing superconductivity. Indeed, the pressure (or volume) and the mass number would seem to be the only variables whose effect might be capable of immediate theoretical interpretation. By observing how pressure changes the parameters of the lattice in the normal state and in the superconducting state, and comparing the measurements with the theoretical predictions, one can test the validity of some theoretical models. Olsen *et al.*⁴ have shown that the volume (V) dependence of effective interaction $N(E_F)v$, $d \ln N(E_F)v / d \ln V$, can be scaled well with the deviation ξ from the full isotope effect where ξ is defined by $T_c \propto M^{-0.5(1-\xi)}$ in superconducting metals. Bud'ko *et al.*⁵ and Hinks *et al.*⁶ reported a sizeable isotope effect for B ($\alpha_B=0.26(3)$ or $0.30(1)$) in newly discovered superconductor MgB₂. Although the total isotope coefficient $\alpha=0.32(1)$ (Ref. 6) is smaller than the canonical BCS value of 0.5, it is the same as that in Cd (Ref. 7). The isotope effect along with other measurements such as inelastic neutron scattering,^{8,9} tunneling,¹⁰ NMR (Ref. 11), and specific heat^{12,13,14} confirmed that MgB₂ is an electron-phonon mediated s -wave superconductor.

Soon after the discovery of superconductivity in MgB₂, the effect of pressure on T_c was studied by two groups^{15,16} by resistivity or ac susceptibility measurements. Both

groups observed a decrease of T_c with increasing pressure, with initial pressure derivative dT_c/dP of -0.8 K/GPa (Ref. 15) or -1.6 K/GPa (Ref. 16), respectively. Moreover, Monteverde *et al.*¹⁵ found that the superconductivity is not destroyed by applying high pressure up to 25 GPa, at which point T_c is as high as 21 K. A somewhat larger dT_c/dP of -2.0 K/GPa was later reported by Saito *et al.*¹⁷ from high-pressure resistivity measurements. Using a He-gas apparatus, Tomita *et al.*¹⁸ determined a dT_c/dP of -1.11 K/GPa under pure hydrostatic pressure conditions. In order to find the reason why the reported values of dT_c/dP are different among different groups, Lorenz *et al.*¹⁹ carried out high pressure experiments on MgB₂ samples with different T_c 's at ambient pressure and different pressure media. T_c was found to decrease linearly over the whole pressure range (0–1 GPa). In the He environment, the two samples with the initial $T_c=39.2$ and 37.4 K yield the pressure derivatives of -1.07 and -1.45 K/GPa, respectively. The former is obviously very close to that of Tomita *et al.*¹⁸ The latter approaches their previous data,¹⁶ which was obtained by using the Fluorinert FC77 as pressure medium. They therefore concluded that the variation in the value of dT_c/dP by various groups results from the differences in sample preparation conditions. The value of $dT_c/dP \simeq -1.1$ K/GPa is then confirmed to give the true hydrostatic pressure dependence of T_c in MgB₂.

Two theoretical models have been tried to describe the systematics of the behavior of T_c under pressure in MgB₂. Based on the theory of hole superconductivity, Hirsch²⁰ predicted an increased T_c with the decrease of B-B intraplane distance under the application of in-plane biaxial pressure. However, this prediction has not been confirmed experimentally yet. No uniaxial pressure measurement was reported due to the extreme difficulty in growing MgB₂ single crystal. The experiments of hydrostatic pressure effect on T_c do not particularly support this theory provided that no charge transfer between the Mg and B layers occurs. Alternatively, the experimental results have been analyzed^{16,18,21,22} by using the McMillan formula²³ derived from Eliashberg theory,²⁴ supporting electron-phonon mediated superconductivity. Inter-

estingly, Loa and Syassen²¹ analyzed the pressure effect on T_c from McMillan formula on the basis of their calculated elastic and electronic structure data. Assuming that the electron-ion matrix element I is pressure independent, they found that the pressure effect on T_c is in good agreement with experimental data by using a lattice Grüneisen parameter $\gamma_G=1$. These assumptions, however, deserve some refinements. Recent band structure calculations suggest that MgB₂ is a traditional *sp* metal superconductor.^{25,26,27} The pressure dependence of I has long been an interesting issue of the research of pressure effect in simple *sp* metals.^{28,29,30,31,32} Ziman's calculation of the electron-phonon interaction leads to $\langle I^2 \rangle \propto N(E_F)^{-2}$ at least in the limit of long wavelengths.³³ This then indicated that the consideration of the pressure dependence of I would be important for better understanding the superconducting properties of MgB₂ under pressure. On the other hand, it has been found¹⁸ that the choice of lattice Grüneisen parameter γ_G is crucially important in explaining both the magnitude and the sign of the pressure derivative of T_c when using McMillan formula. The value of $\gamma_G=1$ in the calculation of Loa and Syassen is obviously lower than those reported recently.^{34,35} The pressure dependence of the effective electron-electron Coulomb repulsion μ^* appearing in the McMillan formula is usually neglected in previous studies due to the assumption of the small change of μ^* compared with that of the electron-phonon coupling parameter λ (Ref. 36). However, the magnitude of μ^* is also of interest in connection with the possibility that superconductivity may be destroyed by pressure.^{36,37} It was argued that the pressure dependence of μ^* makes a significant contribution to the behavior of T_c under very high pressures and must be handled carefully.^{32,38,39}

In this paper we discuss the pressure dependences of some interested superconducting properties in MgB₂. The outline of this paper is as follows: In Sec. II we presented a theoretical approach for pressure effects on the superconducting properties in the simple *sp* metals superconductors. Section III contains the theoretical results obtained and a comparison with experiments for MgB₂. We draw conclusions in Sec. IV.

II. THEORETICAL FORMULATION

For our purposes, the relation between T_c and microscopic parameters is given adequately by the McMillan equation²³

$$T_c = \frac{\Theta_D}{1.45} \exp \left[-\frac{1.04(1+\lambda)}{\lambda - \mu^*(1+0.62\lambda)} \right], \quad (1)$$

which relates T_c to the electron-phonon coupling parameter λ , the Coulomb repulsion strength μ^* , and a temperature Θ_D characteristic of the phonons.

Considering the variations of Θ_D , λ , and μ^* with pressure or volume and introducing parameters $\varphi =$

$\partial \ln \lambda / \partial \ln V$ and $\phi = \partial \ln \mu^* / \partial \ln V$, we can get the pressure coefficient of T_c

$$\frac{d \ln T_c}{dP} = \frac{\gamma_G}{B_0} - \frac{1.04\lambda(1+0.38\mu^*)}{[\lambda - \mu^*(1+0.62\lambda)]^2} \frac{\varphi}{B_0} + \frac{1.04\mu^*(1+\lambda)(1+0.62\lambda)}{[\lambda - \mu^*(1+0.62\lambda)]^2} \frac{\phi}{B_0}, \quad (2)$$

where $B_0 \equiv 1/\kappa_V = -\partial P / \partial \ln V$ is the bulk modulus and Θ_D is assumed to be proportional to $\langle \omega^2 \rangle^{1/2}$ and $\gamma_G = -\partial \ln \langle \omega^2 \rangle^{1/2} / \partial \ln V$ being the effective Grüneisen parameter.

It is well known that the usual BCS result for the energy gap can be expressed by⁴⁰

$$\Delta_0 = 2\Theta_D \exp \left[-\frac{1}{N(E_F)v} \right]. \quad (3)$$

Where $N(E_F)$ is the electronic density of states at the Fermi energy E_F and v is the pairing potential arising from the electron-phonon interaction. If we renormalize the Morel-Anderson result⁴¹ by introducing the renormalization parameter $Z_n(0) \equiv 1 + \lambda$ into their analysis, the effective interaction strength $N(E_F)v$ can be rewritten as⁴²

$$N(E_F)v = \frac{\lambda - \mu^*}{1 + \lambda}. \quad (4)$$

The logarithmic volume derivative of $N(E_F)v$ is then given by

$$\frac{d \ln N(E_F)v}{d \ln V} = \frac{\lambda(1+\mu^*)}{(\lambda - \mu^*)(1+\lambda)} \varphi - \frac{\mu^*}{\lambda - \mu^*} \phi. \quad (5)$$

Considering the experimental observations of the pressure dependence of the energy gap of superconductor,⁴³ we differentiate Eq. (3) with respect to pressure

$$\frac{d \ln \Delta_0}{dP} = \frac{\gamma_G}{B_0} - \frac{1}{B_0} \left[\frac{\lambda(1+\mu^*)}{(\lambda - \mu^*)^2} \varphi - \frac{\mu^*(1+\lambda)}{(\lambda - \mu^*)^2} \phi \right]. \quad (6)$$

BCS expression for the critical field H_c at absolute zero temperature is⁴⁰

$$\frac{H_c(0)^2}{8\pi} = 2N(E_F)\omega^2 \exp \left[-\frac{2}{N(E_F)v} \right]. \quad (7)$$

Differentiating Eq. (7) with respect to the pressure, one obtains an expression of the pressure coefficient of $H_c(0)$,

$$\frac{d \ln H_c(0)}{dP} = \frac{d \ln \Delta_0}{dP} - \frac{\gamma_N}{2B_0} + \frac{1}{2B_0}, \quad (8)$$

where $\gamma_N = \partial \ln N(E_F) / \partial \ln V$.

The expressions for γ_G , φ , and ϕ can be integrated to give

$$\begin{aligned} \Theta_D(V) &= \Theta_D(0) [V/V_0]^{-\gamma_G} \\ \lambda(V) &= \lambda(0) [V/V_0]^\varphi \\ \mu^*(V) &= \mu^*(0) [V/V_0]^\phi. \end{aligned} \quad (9)$$

Here V and V_0 are the unit cell volumes under the applied pressure and at ambient pressure, respectively. These two volumes can be related according to the first-order Murnaghan equation of state $V(P) = V(0)(1 + B'_0 P/B_0)^{-1/B'_0}$. The Eq. (9) is then rewritten as

$$\begin{aligned}\Theta_D(P) &= \Theta_D(0) \left[1 + \frac{B'_0 P}{B_0} \right]^{\gamma_G/B'_0} \\ \lambda(P) &= \lambda(0) \left[1 + \frac{B'_0 P}{B_0} \right]^{-\phi/B'_0} \\ \mu^*(P) &= \mu^*(0) \left[1 + \frac{B'_0 P}{B_0} \right]^{-\phi/B'_0}.\end{aligned}\quad (10)$$

From Eqs. (1) and (10) we arrive at the expression for the pressure dependence of T_c

$$T_c(P) = T_c [\Theta_D(P), \lambda(P), \mu^*(P)] . \quad (11)$$

Knowing B_0 , B'_0 , γ_G , γ_N , ϕ , and φ , one can evaluate the pressure effects on the superconducting properties, especially the behavior of T_c under pressure. B_0 and B'_0 can be obtained from the compressibility data determined by neutron or synchrotron x-ray diffractions. A direct experimental determination of γ_G can be made by measuring electron tunneling^{44,45,46} or inelastic neutron scattering⁴⁷ under high pressure. In general, for metals in which different techniques yield similar Grüneisen constants, a good approximation to γ_G is provided by the room temperature value determined from the Grüneisen equation

$$\gamma_G = \frac{\alpha_V V_m}{\kappa_V C_p} , \quad (12)$$

where α_V is the volume coefficient of thermal expansion, V_m is the molar volume, and C_p is the molar heat capacity at constant pressure. The approximation for γ_G of Slater is derived from the pressure derivative of the bulk modulus⁴⁸

$$\gamma_G^S \equiv \frac{B'_0}{2} - \frac{1}{6} = -\frac{2}{3} - \frac{1}{2} \frac{V \partial^2 P / \partial V^2}{\partial P / \partial V} . \quad (13)$$

The formula for μ^* due to Morel and Anderson⁴¹ used here is

$$\mu^* = \frac{\mu}{1 + \mu \ln(E_F / \omega_{ph})} , \quad (14)$$

with $\mu = 0.5 \ln[(1 + a^2)/a^2]$ and $a^2 = \pi e^2 N(E_F) / k_F^2$, from which we evaluate the volume dependence of μ^* as

$$\phi = \mu^* \left[\frac{2}{3} - \gamma_G - \frac{1 - e^{-2\mu}}{2\mu^2} (\gamma_N + \frac{2}{3}) \right] . \quad (15)$$

Here the variation of k_F with volume has been calculated from the fundamental definition $k_F = (3\pi^2 Z/V)^{1/3}$ with Z the valency. Unfortunately, to the best of our knowledge γ_N has never been measured directly for any superconductor in the case of free electron gas it would have a

value of 2/3. Using the expression given by Migdal⁴⁹ for the electronic specific heat coefficient γ one obtains for the electronic Grüneisen parameter

$$\gamma_e = \frac{\partial \ln \gamma}{\partial \ln V} = \gamma_N + \frac{\lambda}{1 + \lambda} \varphi . \quad (16)$$

The electronic Grüneisen parameter γ_e is usually deduced from measurements through the simple relation⁵⁰

$$\gamma_e = \frac{\alpha_e V_m}{\kappa_V C_e} . \quad (17)$$

Here α_e is the contribution to the expansion coefficient from the electrons at lower temperatures and C_e is the electronic heat capacity. A theoretical estimate of γ_e can also be given from the measurement of the volume dependence of the orbital susceptibility⁵¹ or from band-structure considerations.⁵²

The electron-phonon coupling parameter λ can be expressed as

$$\lambda = \frac{N(E_F) \langle I^2 \rangle}{M \langle \omega^2 \rangle} \equiv \frac{\eta}{M \langle \omega^2 \rangle} , \quad (18)$$

where $\langle I^2 \rangle$ is the mean-square electron-ion matrix element and M the ionic mass. The McMillan-Hopfield parameter η (or $N(E_F) \langle I^2 \rangle$) has been regarded as a local ‘‘chemical’’ property of an atom in a crystal. Allen and Dynes⁵³ pointed out that η is the most significant single parameter in understanding the origin of the high T_c of conventional superconductors. For strong coupling systems, variation in η is more important than variation of $\langle \omega^2 \rangle$ in causing T_c to change. Softening of $\langle \omega^2 \rangle$ often does enhance T_c , but very high T_c should be caused more by large η than by small $\langle \omega^2 \rangle$.

The logarithmic volume derivative of λ , φ , is then obtained

$$\varphi = \frac{\partial \ln \eta}{\partial \ln V} + 2\gamma_G \equiv S + 2\gamma_G . \quad (19)$$

In order to understand how the electronic contribution $\eta = N(E_F) \langle I^2 \rangle$ varies with volume, we use the Gaspari-Gyoriffy theory⁵⁴ for η , i.e.,

$$\eta = \frac{k_F^2}{\pi^2 N(E_F)} \sum_l \frac{2(l+1) \sin^2(\delta_{l+1} - \delta_l) N_l N_{l+1}}{N_l^1 N_{l+1}^1} , \quad (20)$$

where N_l is the l th angular momentum component of the density of states, N_l^1 is the l th component of the single scatterer density of states evaluated at E_F , and δ_l the phase shift.

For simple metals, the scatterers are assumed to be weak. We can take $N_l = N_l^1$ and approximate $\sin^2(\delta_{l+1} - \delta_l)$ by $(\delta_{l+1} - \delta_l)^2$. Eq. (20) is rewritten as

$$\eta = \frac{k_F^2}{\pi^2 N(E_F)} \sum_l 2(l+1) (\delta_{l+1} - \delta_l)^2 . \quad (21)$$

This expression is identical to the pseudopotential formula of McMillan.^{23,55} Assuming that the phase shift δ_l does not vary very much under pressure for simple *sp* superconductors, we then obtain

$$S = -\gamma_N - \frac{2}{3}. \quad (22)$$

The form in Eq. (22) is the same as that of Baryakhtar and Makarov,⁵⁶ who used the constant of the electron-phonon interaction of Fröhlich and Mitra.⁵⁷ The expression is an improvement over the expressions of $S=0$ and $S = -4/3$ obtained by Olsen *et al.*⁵⁸ and Seiden,³⁶ respectively. It is interesting to notice that substitution of $\gamma_N=2/3$ into Eq. (22) yields $S = -4/3$. Eq. (22) reduces to the expression of Seiden,³⁶ who modified McMillan's expression for λ somewhat by considering the effects of a real lattice spectrum as opposed to the Jellium model. Since the electronic Grüneisen parameter γ_e usually varies among different metals even in the simple non-transition elements,^{7,50,52} we believe that Eq. (22) should provide a more reasonable value of S compared with Seiden's formula.

III. RESULTS AND DISCUSSION

Using the experimental value of $T_c=39.25$ K (Refs. 18, 19), and the theoretical estimates of $\lambda=0.87$ and $\mu^*=0.10$ (Ref. 27), we got $\Theta_D=860$ K from Eq. (1) for MgB₂. We believe that all these parameters, which will enter our calculations, are reliable. For example, the inelastic neutron scattering measurements⁹ provide an estimate of $\lambda \sim 0.9$, which is close to that we used. The calculated value of $\Theta_D=860$ K is in the range from 746 to 1050 K determined from the specific heat measurements.^{12,13,14}

We took the structural parameters $B_0=147.2$ GPa and $B'_0=4$ from the measurements under the pure hydrostatic pressures up to 0.62 GPa (Ref. 59) and under high pressures up to 15 GPa (Refs. 22,35), respectively. To our knowledge no inelastic neutron scattering or tunneling data exist for MgB₂ under hydrostatic pressure. We have to use Eq. (12) or (13) for estimating the lattice Grüneisen parameter γ_G . The measurements of heat capacity⁶⁰ give a C_p of 47.80 J/(K mol) at $T=298.16$ K. $V_m=1.75 \times 10^{-5}$ m³/mol, $\kappa_V=6.79 \times 10^{-12}$ Pa⁻¹, and $\alpha_V=2.22 \times 10^{-5}$ K⁻¹ can be drawn from the neutron diffraction data.⁵⁹ We therefore obtained $\gamma_G=1.2$ by using Eq. (12). Based on the first-order Murnaghan equation for $V(P)$ and the Slater expression of Eq. (13), we got a somewhat larger γ_G of 1.83 compared to that from Eq. (12). For most simple metals, there is no much difference between the room temperature lattice Grüneisen parameter given through Eq. (12) and the Slater relation.^{36,61} It was found that the Slater expression usually can yield the reasonable values of γ_G for most metals.⁶² The only uncertainty entering Eq. (12) in our calculation comes from the indirect measurements of the linear coefficients of thermal expansion.⁵⁹ Roundy

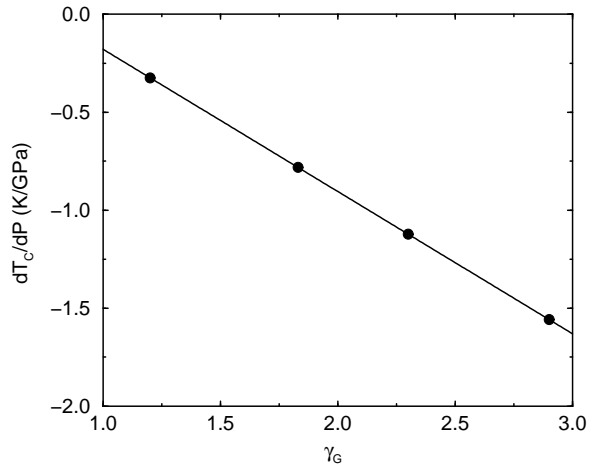


FIG. 1: Pressure derivative of T_c as a function of the lattice Grüneisen parameter γ_G in MgB₂. The circles show the calculation from the four different values of $\gamma_G=1.2$, 1.83, 2.3, and 2.9.

*et al.*³⁴ reported a value of $\gamma_G \approx 2.3$ from *ab initio* calculations, which is close to our calculated γ_G^S according to Eq. (13). Meanwhile, Goncharov *et al.*³⁵ determined a large E_{2g} mode Grüneisen parameter of 2.9 ± 0.3 from the measurements of Raman spectra under pressure. This value is obviously larger than those derived from Eqs. (12) and (13).

In the calculations of electronic density of states, Loa and Syassen²¹ found that $N(E_F)$ decreases with pressure at a rate of $d \ln N(E_F)/dP = -3.1 \times 10^{-3}$ GPa⁻¹. Combining this calculated value and experimental value of B_0 , we got $\gamma_N=0.46$. The volume dependence of μ^* is then derived from (15) once having the values of γ_G and μ . For simple *sp* metals, a^2 has a typical value of 0.4 (Ref. 41), which yields $\mu=0.63$. The volume dependence of λ , φ , is therefore determined from Eqs. (19) and (22). Using $\gamma_N=0.46$, we have $S=-1.13$ for MgB₂, which is smaller in magnitude than $-4/3$ in Seiden's formula for simple metals.³⁶ For the transition metals, Hopfield⁶³ commented that S is a relatively constant quantity with a value of about -3.5 . The values of $S=-3.5 \sim -3.1$ obtained by inverting the measured dT_c/dP for YNi_{2-x}M_xB₂C (M=Co and Cu) (Ref. 64) are comparable to that of the transition metals, but are larger in magnitude compared to that of MgB₂.

With the parameters determined above, we have calculated the pressure derivatives of T_c for MgB₂ by using Eq. (2). In Fig. 1 we plotted dT_c/dP as a function of γ_G in the interested range. It is interesting to note that γ_G plays a predominant role for the pressure effect of T_c . For the four different γ_G 's considered here dT_c/dP are negative. The values obtained from $\gamma_G=1.83$ and 2.3 are -0.78 and -1.12 K/GPa, respectively. These are close to the hydrostatic pressure value of -1.1 K/GPa

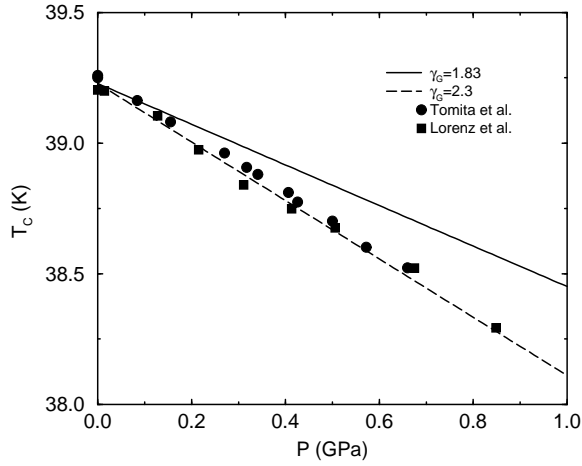


FIG. 2: Variation of T_c with pressure in the region of 0 to 1.0 GPa of MgB_2 for $\gamma_G=1.83$ and 2.3, respectively. The circles and squares represent the hydrostatic pressure experimental data taken from the works of Tomita *et al.*¹⁸ and Lorenz *et al.*,¹⁹ respectively.

(Refs. 18,19). Thus the hydrostatic pressure results can be reproduced in terms of our present model by using the values of γ_G obtained from either the Slater relation or *ab initio* calculation. It is difficult to obtain the measured results by using $\gamma_G=1$ as suggested by Loa and Syassen.²¹ We noticed that a γ_G of 2.27 is necessary so as to account for the pressure effect on T_c for MgB_2 . As emphasized above, all quantities entering Eq. (12) are experimental values and only α_V was taken from indirect measurements. Thus it is highly expected to operate the thermal expansion measurement to yield a direct α_V . The present results indicate that the range from $\gamma_G=1.83$ to 2.3 should cover the reasonable choices for the lattice Grüneisen parameters.

To verify these results, and also to study the behavior of T_c as a function of pressure, we have performed explicit calculation based on Eq. (11). The theoretical results in the pressure range from 0 to 1.0 GPa are shown in Fig. 2. The experimental data points of Tomita *et al.*¹⁸ and Lorenz *et al.*¹⁹ measured under hydrostatic pressure conditions are also plotted for comparison. It is clearly seen that our calculations agree well with the experiments.

In Fig. 3 we presented the calculated results as well as the experimental data points of Monteverde *et al.*¹⁵ and Deemyad *et al.*⁶⁵ measured in the relatively high pressure region. Here we assume that phase transitions of all kinds do not occur under pressure range that we consider. We noticed that the experimental data points of Deemyad *et al.*⁶⁵ and the sample 4 of Monteverde *et al.*¹⁵ are situated well between the two theoretical curves calculated by using $\gamma_G=1.83$ and 2.3, respectively. Interestingly, the agreement between our theoretical curve calculated by using $\gamma_G=1.83$ and the experimental data points of other samples of Monteverde *et al.*¹⁵ is seen to be reasonable,

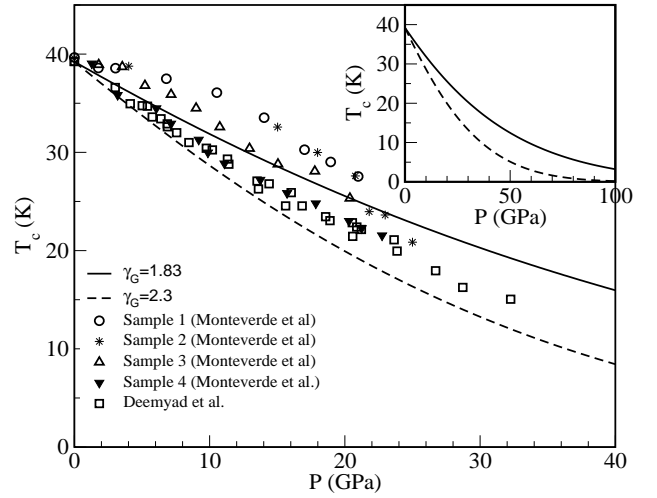


FIG. 3: Pressure dependence of the transition temperature in MgB_2 up to 40 GPa. Experimental data are from the works of Monteverde *et al.*¹⁵ and Deemyad *et al.*⁶⁵ The inset is a calculation of T_c under pressure up to 100 GPa.

although there are some scatters among different samples and the reason is not clear. Furthermore, although the pressure measurements are limited to the region below 33 GPa, it is seen from the inset of Fig. 3 that Eq. (11) continues to describe the pressure dependence of T_c as high as 100 GPa. Even at this point, the superconductivity is not destroyed by pressure in newly discovered superconductor MgB_2 . There was a discrepancy on whether pressure can destroy superconductivity.^{36,37,66,67} However, our results support the conclusion of Olsen and collaborators^{37,66} that the possibility of destruction of superconductivity by the application of sufficiently high pressure most likely does not exist. It follows from the comparison of Figs. 2 and 3 that the pressure effect on T_c indeed provides a support to the electron-phonon mediated superconductivity in MgB_2 .

In Fig. 4 we presented the normalized λ and μ^* as a function of pressure up to 30 GPa, calculated from Eq. (10) by using $\gamma_G=2.3$. The Coulomb pseudopotential μ^* increases slightly with pressure. Whereas λ changes significantly with pressure. The contribution from $\mu^*(P)$ to the variation of T_c with pressure is much less important than that of $\lambda(P)$. Thus in the range from 0 to 30 GPa the pressure effect of T_c for MgB_2 is dominated by the competition of λ and Θ_D (or $\langle \omega^2 \rangle^{1/2}$).

TABLE I: Pressure dependences of superconducting state parameters in MgB_2 . The units of $d \ln X/dP$ ($X=T_c, \Delta_0$, are $H_c(0)$) are in 10^{-2} GPa^{-1} .

γ_G	γ_e	$\frac{d \ln N(E_F)v}{d \ln V}$	$\frac{d \ln T_c}{dP}$	$\frac{d \ln \Delta_0}{dP}$	$\frac{d \ln H_c(0)}{dP}$
1.83	1.64	1.71	-1.99	-1.58	-1.39
2.3	2.07	2.34	-2.86	-2.30	-2.11

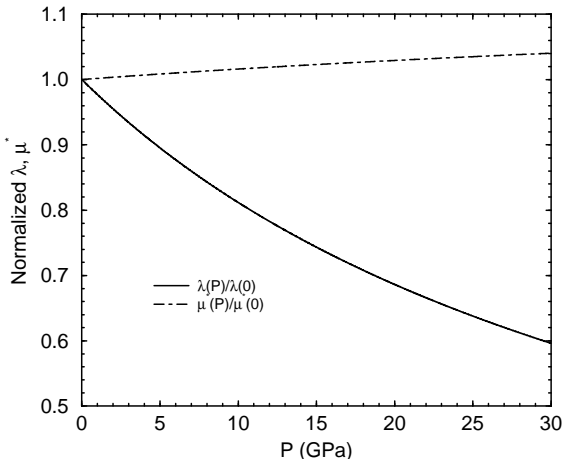


FIG. 4: Pressure dependence of normalized Coulomb (μ^*) and electron-phonon coupling (λ) coupling strengths in MgB₂ calculated by using $\gamma_G=2.3$.

Table I contains the calculated values of pressure dependences of superconducting parameters for MgB₂ from Eqs. (5), (6), (8) and (16) by using $\gamma_G = 1.83$ and $\gamma_G = 2.3$, respectively. The reliable values of γ_e is readily determined using Eqs. (16), (19), and (22). We obtained $\gamma_e=1.64$ and 2.07 for MgB₂, which are close to $\gamma_e=1.7$ for Pb and for Sn, $\gamma_e=2.0$ for Al (Ref. 67). The negative sign for $d \ln H_c(0)/dP$ predicted for MgB₂ is in agreement with the measurements for all simple elements superconductors with the exception of thallium.⁶⁸ For the simple *sp* metals superconductors, Rohrer⁶⁹ has demonstrated that $d \ln N(E_F)v/d \ln V$ must have approximately a value of 2.0. However, it was realized⁶⁸ that the transition metals fail to show such simple behavior. Our estimated $d \ln N(E_F)v/d \ln V=1.71$ and 2.34 for MgB₂ are comparable to those obtained for simple *sp* metals superconductors.^{68,69} Early measurements for most simple metals^{29,43,46} show that there is difference between the quantities in $d \ln \Delta_0/dP$ and $d \ln T_c/dP$. This can be understood with the aid of the results by Geilikman and Kresin,⁷⁰ that is, $2\Delta_0/k_B T_c = 3.52[1 + 5.3(T_c/\omega_{ph})^2 \ln \omega_{ph}/T_c]$. The calculated data of MgB₂ listed in Table I make it possible to support this theory. Since the phonon spectrum shifts under pressure, it follows that for all superconductors with $2\Delta_0/k_B T_c > 3.52$ a change of $2\Delta_0/k_B T_c$ under pressure can be expected. It is interesting from the viewpoint of experiment to investigate the tunnel characteristics of MgB₂ under hydrostatic pressure.

Figure 5 is a plot of $d \ln N(E_F)v/d \ln V$ versus the deviation ξ from the full isotope effect for nine simple *sp* metals superconductors as well as MgB₂. The experimental values of $d \ln N(E_F)v/d \ln V$ for simple metals are chosen from the work of Olsen, Andres, and Geballe.⁵⁸ The experimental results for isotope effect exponent α

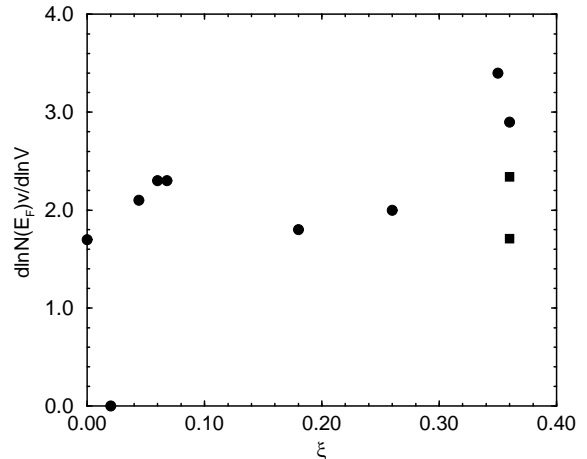


FIG. 5: Relation between the logarithmic volume derivative of $N(E_F)v$ and the deviation ξ from the full isotope effect exponent $\alpha = 0.5(1 - \xi)$ in nine simple *sp* metals superconductors and MgB₂. The two squares are the values for MgB₂.

and its deviation ξ are taken from the works in Refs. [7,71,72,73,74,75]. There are no experimental data available for Al and In now, we took the calculated results from Leavens and Carbotte.⁴² We summarized these results for simple *sp* metals in Table II. Olsen *et al.*⁴ suggested that $d \ln N(E_F)v/d \ln V$ is related to the isotope effect exponent α in metals superconductors. As seen from Fig. 5 the relation between $d \ln N(E_F)v/d \ln V$ and ξ is not very clear when more data included. An isotope effect $\alpha=0.32(1)$ (Ref. 6) in MgB₂ is consistent with what appears to be a systematic variation of α across the non-transition elements. It is well known that deviations of the isotope effect exponent from 1/2 are a measure of the relative strengths of the Coulomb and phonon-mediated electron-electron interactions. It is indicated, from the compared values of ξ for MgB₂ (Ref. 6) with Zn (Ref.

TABLE II: Experimental values of $d \ln N(E_F)v/d \ln V$, isotope effect exponent α and its derivative $\xi = 1 - 2\alpha$ in nine simple *sp* metals superconductors.

Element	Z	$\frac{d \ln N(E_F)v}{d \ln V}$	α	ξ
Zn	2	2.0	0.37	0.26
Cd	2	2.9	0.32	0.36
Hg(α)	2	1.7	0.50	0
Al	3	3.4	0.325	0.35
Ga	3	1.8	0.41	0.18
In	3	2.3	0.466	0.068
Tl	3	0	0.49	0.02
Sn	4	2.3	0.47	0.06
Pb	4	2.1	0.478	0.044

73), Cd (Ref. 7), and Al (Ref. 42), that MgB₂ should be a medium coupling superconductor.

IV. SUMMARY AND CONCLUSIONS

The major conclusions given by present investigation can be summarized as follows:

(i) A simple expression was derived for the pressure dependences of superconducting properties in simple *sp* superconductor on the basis of McMillan equation. The logarithmic volume derivatives of λ , μ^* , and Θ_D can be self-consistently determined from experiments and theories. We gave an expression for φ from the theory of Gaspari and Gyorffy.⁵⁴ The theory of Morel and Anderson⁴¹ was used to obtain ϕ , which makes it possible to investigate the pressure dependence of μ^* . Neglecting the pressure dependence of μ^* , the present theoretical model can be reduced to the two popular models of Seiden³⁶ and Baryakhtar and Makarov⁵⁶ when taking $\gamma_N = 2/3$ and neglecting the direct electron-electron interaction, respectively. Furthermore, we obtained an explicit expression for the change of T_c as a function of pressure with the help of Murnaghan equation. The present model enables us to study the pressure behaviors of some interested superconducting parameters such as the zero temperature energy gap Δ_0 , the critical field at absolute zero temperature $H_c(0)$, the effective interaction strength $N(E_F)v$, and the electronic specific heat coefficient γ .

(ii) We investigated the pressure effects on superconducting properties in the newly discovered superconductor MgB₂ using our simple approach. It was found that the hydrostatic pressure derivative of T_c can be reproduced by using the values of γ_G obtained from either

the Slater relation or *ab initio* calculation. The calculated $d \ln N(E_F)v/d \ln V \approx 2.0$ in MgB₂ is close to those obtained in simple *sp* superconductors. The quantitative agreement for the variation of T_c with pressure in the low pressure region as well as high pressure region is very good when comparing our theoretical results with experimental data measured by three groups. The predicted values of $d \ln H_c(0)/dP$, $d \ln \Delta_0/dP$, and γ_e are also comparable to those in simple *sp* metals superconductors. All these characteristic pressure behaviors allow us to conclude that MgB₂ should be a simple electron-phonon mediated *sp* superconductor and the mechanism in simple *sp* metals superconductors is also responsible for the superconductivity in MgB₂.

Acknowledgments

The authors acknowledge useful discussions with O. K. Andersen, O. Jepsen, Y. Kong, R. K. Kremer, and K. Syassen. We are indebted to J. S. Schilling and J. D. Jorgensen for allowing us to use their experimental data prior to publication as well as their valuable comments on the manuscript. XJC thanks the MPG for financial support.

Note added.— After submission of this manuscript, the authors have learned that the superconductivity is not destroyed up to 44 GPa where T_c is still as high as 12 K.⁷⁶ The intrinsic $dT_c/dP \approx -1.1$ K/GPa under hydrostatic pressure conditions has recently been reported by other three groups.^{76,77,78} We also have learned a possible explanation given by Tissen *et al.*⁷⁹ for the large $-dT_c/dP$ observed in the low $T_c = 37.4 \pm 0.1$ samples.

¹ J. Nagamatsu, N. Nakagawa, T. Muranaka, Y. Zenitani, and J. Akimitsu, Nature (London) **410**, 63 (2001).

² C. B. Eom, M. K. Lee, J. H. Choi, L. J. Belenky, X. Song, L. D. Cooley, M. T. Naus, S. Patnaik, J. Jiang, M. Rikel, A. Polyanskii, A. Gurevich, X. Y. Cai, S. D. Bu, S. E. Babcock, E. E. Hellstrom, D. C. Larbalestier, N. Rogado, K. A. Regan, M. A. Hayward, T. He, J. S. Slusky, K. Inumaru, M. K. Haas, and R. J. Cava, Nature (London) **411**, 558 (2001).

³ S. Jin, H. Mavoori, C. Bower, and R. B. van Dover, Nature (London) **411**, 563 (2001).

⁴ J. L. Olsen, E. Bucher, M. Levy, J. Muller, E. Corenzwit, and T. Geballe, Rev. Mod. Phys. **36**, 168 (1964).

⁵ S. L. Bud'ko, G. Lapertot, C. Petrovic, C. E. Cunningham, N. Anderson, and P. C. Canfield, Phys. Rev. Lett. **86**, 1877 (2001).

⁶ D. G. Hinks, H. Claus, and J. D. Jorgensen, Nature (London), **411**, 457 (2001).

⁷ C. Palmy, Phys. Lett. A **29**, 373 (1969).

⁸ T. J. Sato, K. Shibata, and Y. Takano, cond-mat/0102468 (2001).

⁹ R. Osborn, E. A. Goremychkin, A. I. Kolesnikov, and D.

G. Hinks, Phys. Rev. Lett. **87**, 017005 (2001).

¹⁰ G. Karapetrov, M. Iavarone, W. K. Kwok, G. W. Crabtree, and D. G. Hinks, Phys. Rev. Lett. **86**, 4374 (2001).

¹¹ H. Kotegawa, K. Ishida, Y. Kitaoka, T. Muranaka, and J. Akimitsu, Phys. Rev. Lett. **87**, 0127001 (2001).

¹² R. K. Kremer, B. J. Gibson, and K. Ahn, cond-mat/0102432 (2001).

¹³ Ch. Wälti, E. Felder, C. Degen, R. Monnier, B. Delley, and H. R. Ott, Phys. Rev. B **64**, 172515 (2001).

¹⁴ F. Bouquet, R. A. Fisher, N. E. Phillips, D. G. Hinks, and J. D. Jorgensen, Phys. Rev. Lett. **87**, 047001 (2001).

¹⁵ M. Monteverde, M. Núñez-Regueiro, N. Rogado, K. A. Regan, M. A. Hayward, T. He, S. M. Loureiro, and R. J. Cava, Science **292**, 75 (2001).

¹⁶ B. Lorenz, R. L. Meng, and C. W. Chu, Phys. Rev. B **64**, 012507 (2001).

¹⁷ E. Saito, T. Taknenobu, T. Ito, Y. Iwasa, K. Prassides, and T. Arima, J. Phys.: Condens. Matter **13**, L267 (2001).

¹⁸ T. Tomita, J. J. Hamlin, J. S. Schilling, D. G. Hinks, and J. D. Jorgensen, Phys. Rev. B **64**, 092505 (2001).

¹⁹ B. Lorenz, R. L. Meng, and C. W. Chu, cond-mat/0104303 (2001).

- ²⁰ J. E. Hirsch, Phys. Lett. A **282**, 392 (2001).
- ²¹ I. Loa and K. Syassen, Solid State Commun. **118**, 279 (2001).
- ²² T. Vogt, G. Schneider, J. A. Hriljac, G. Yang, and J. S. Abell, Phys. Rev. B **63**, 220505 (2001).
- ²³ W. L. McMillan, Phys. Rev. **167**, 331 (1968).
- ²⁴ G. M. Eliashberg, Sov. Phys. JETP **11**, 696 (1960).
- ²⁵ J. Kortus, I. I. Mazin, K. D. Belashenko, V. P. Antropov, and L. L. Boyer, Phys. Rev. Lett. **86**, 4656 (2001).
- ²⁶ J. M. An and W. E. Pickett, Phys. Rev. Lett. **86**, 4366 (2001).
- ²⁷ Y. Kong, O. V. Dolgov, O. Jepsen, and O. K. Andersen, Phys. Rev. B **64**, 020501 (2001).
- ²⁸ R. Hoddd, Phys. Rev. **180**, 530 (1969).
- ²⁹ P. N. Trofimenkoff and J. P. Carbotte, Phys. Rev. B **1**, 1136 (1970).
- ³⁰ M. A. Coulthard, J. Phys. F: Metal Phys. **1**, 195 (1971).
- ³¹ H. R. Ott and R. S. Sorbello, J. Low Temp. Phys. **14**, 73 (1974).
- ³² M. M. Dacorogna, M. L. Cohen, and P. K. Lam, Phys. Rev. B **34**, 4865 (1986).
- ³³ J. M. Ziman, *Electrons and Phonons* (Clarendon Press, Oxford, 1960).
- ³⁴ D. Roundy, H. J. Choi, H. Sun, S. G. Louie, and M. L. Cohen (unpublished).
- ³⁵ A. F. Goncharov, V. V. Struzhkin, E. Gregoryanz, J. Hu, R. J. Hemley, H.-K. Mao, G. Lapertot, S. L. Bud'ko, and P. C. Canfield, Phys. Rev. B **64**, 100509 (2001).
- ³⁶ P. E. Seiden, Phys. Rev. **179**, 458 (1969).
- ³⁷ R. I. Boughton, G. Brändli, J. L. Olsen, and C. Palmy, Helv. Phys. Acta **42**, 587 (1969).
- ³⁸ D. U. Gubser and A. W. Webb, Phys. Rev. Lett. **35**, 104 (1975).
- ³⁹ D. A. Papaconstantopoulos and B. M. Klein, Physica B **107**, 725 (1981).
- ⁴⁰ J. Bardeen, L. N. Cooper, and J. R. Schrieffer, Phys. Rev. **108**, 1175 (1957).
- ⁴¹ P. Morel and P. W. Anderson, Phys. Rev. **125**, 1263 (1962).
- ⁴² C. R. Leavens and J. P. Carbotte, Can. J. Phys. **49**, 724 (1971).
- ⁴³ J. P. Franck and W. J. Keeler, Phys. Rev. Lett. **20**, 379 (1968).
- ⁴⁴ J. P. Franck and W. J. Keeler, Phys. Lett. A **25**, 624 (1967).
- ⁴⁵ J. Yamashita and S. Asano, Jpn. J. Phys. Soc. **29**, 264 (1970).
- ⁴⁶ N. V. Zavaritskiĭ, E. S. Itskevich, and A. N. Voronovskiĭ, Sov. Phys. JETP **33**, 762 (1971).
- ⁴⁷ R. Lechner and G. Quittner, Phys. Rev. Lett. **17**, 1259 (1966).
- ⁴⁸ J. C. Slater, *Introduction to Chemical Physics* (McGraw-Hill, New York, 1939).
- ⁴⁹ A. B. Migdal, Sov. Phys. JETP **7**, 996 (1958).
- ⁵⁰ T. H. K. Barron, J. G. Collins, and G. K. White, Adv. Phys. **29**, 609 (1980).
- ⁵¹ E. Fawcett and G. K. White, J. Appl. Phys. **39**, 576 (1968).
- ⁵² G. C. Fletcher and M. Yahaya, J. Phys. F: Metal Phys. **9**, 1529 (1979).
- ⁵³ P. B. Allen and R. C. Dynes, Phys. Rev. B **12**, 905 (1975).
- ⁵⁴ G. D. Gaspari and B. L. Gyorffy, Phys. Rev. Lett. **28**, 801 (1972).
- ⁵⁵ R. Evans, G. O. Gaspari, and B. L. Gyorffy, J. Phys. F: Metal Phys. **3**, 39 (1973).
- ⁵⁶ V. G. Baryakhtar and V. I. Makarov, Sov. Phys. JETP **22**, 1320 (1966).
- ⁵⁷ H. Fröhlich and T. K. Mitra, Proc. Phys. Soc. **1**, 544 (1968).
- ⁵⁸ J. L. Olsen, K. Andres, and T. H. Gebelle, Phys. Lett. A **26**, 239 (1968).
- ⁵⁹ J. D. Jorgensen, D. G. Hinks, and S. Short, Phys. Rev. B **63**, 224522 (2001).
- ⁶⁰ R. M. Swift and D. White, J. Am. Chem. Soc. **79**, 3641 (1957).
- ⁶¹ K. A. Gschneidner, Jr., in *Solid State Physics*, edited by F. Seitz and D. Turnbull (Academic Press Inc., New York, 1964), Vol. 16.
- ⁶² V. L. Moruzzi, J. F. Fanak, and K. Schwarz, Phys. Rev. B **37**, 790 (1988).
- ⁶³ J. J. Hopfield, Physica **55**, 41 (1971).
- ⁶⁴ C. Looney, A. K. Gangopadhyay, and A.-K. Klehe, and J. S. Schilling, Physica C **252**, 199 (1995).
- ⁶⁵ S. Deemyad, J. S. Schilling, J. D. Jorgensen, and D. G. Hinks (unpublished).
- ⁶⁶ J. L. Olsen and H. Rohrer, Helv. Phys. Acta **33**, 872 (1960); M. Levy and J. L. Olsen, Solid State Commun. **2**, 137 (1964).
- ⁶⁷ T. F. Smith and C. W. Chu, Phys. Rev. **159**, 353 (1967).
- ⁶⁸ M. Levy and J. S. Olsen, in *Physics of High Pressures and the Condensed Phase*, edited by A. Van Itterbeek (North-Holland Pub., Amsterdam, 1965).
- ⁶⁹ H. Rohrer, Helv. Phys. Acta **33**, 675 (1960).
- ⁷⁰ B. T. Geilikman and V. Z. Kresin, Sov. Phys. Solid State **7**, 2659 (1966).
- ⁷¹ E. Maxwell, Phys. Today **5**, No. 12, 14 (1952).
- ⁷² R. R. Hake, D. E. Mapother, and D. L. Decker, Phys. Rev. **112**, 1522 (1958).
- ⁷³ R. E. Fasnacht and J. R. Dillinger, Phys. Rev. **164**, 565 (1967).
- ⁷⁴ R. E. Fasnacht and J. R. Dillinger, Phys. Lett. A **28**, 741 (1969).
- ⁷⁵ R. Meservey and B. B. Schwartz, in *Superconductivity*, edited by R. D. Parks (M. Dekker Inc., New York, 1969).
- ⁷⁶ V. V. Struzhkin, A. F. Goncharov, R. J. Hemley, H.-K. Mao, G. Lapertot, S. L. Bud'ko, and P. C. Canfield, cond-mat/0106576 (2001).
- ⁷⁷ S. I. Schlachter, W. H. Fietz, K. Grube, and W. Goldacker, cond-mat/0107205 (2001).
- ⁷⁸ J. Tang, L. C. Qin, A. Matsushita, Y. Takano, K. Togano, H. Kito, and H. Ihara, Phys. Rev. B **64**, 132509 (2001).
- ⁷⁹ V. G. Tissen, M. V. Nefedova, M. N. Kolesnikov, and M. P. Kulakov, Physica C **363**, 194 (2001).