

Symmetrical Temperature-Chaos Effect with Positive and Negative Temperature Shifts in a Spin Glass

P. E. Jönsson,¹ H. Yoshino,² and P. Nordblad¹

¹ Department of Materials Science, Uppsala University, Box 534, SE-751 21 Uppsala, Sweden

² Department of Earth and Space Science, Faculty of Science,
Osaka University, Toyonaka, 560-0043 Osaka, Japan

(Dated: October 29, 2018)

The aging in a Heisenberg-like spin glass Ag(11 at% Mn) is investigated by measurements of the zero field cooled magnetic relaxation at a constant temperature after small temperature shifts $|\Delta T/T_g| < 0.012$. A crossover from fully accumulative to non-accumulative aging is observed, and by converting time scales to length scales using the logarithmic growth law of the droplet model, we find a quantitative evidence that positive and negative temperature shifts cause an equivalent restart of aging (rejuvenation) in terms of dynamical length scales. This result supports the existence of a unique overlap length between a pair of equilibrium states in the spin glass system.

Spin glasses can be considered as prototype systems for other, more complex, randomly frustrated and glassy systems [1]. Experimental protocols proposed for spin-glasses [2, 3, 4], have later been employed to study other slowly relaxing systems, e.g. orientational glasses [5], polymers [6] and even interacting nanoparticle systems [7], which all exhibit qualitatively the same effects of rejuvenation and memory as spin-glasses. The modeling of such non-equilibrium phenomena is thus of great importance for a broad range of physical systems. Various scenarios, based on quite different physical ideas, have been proposed to account for the empirical behavior, they include hierarchical models [1, 3, 8, 9] as well as the real space droplet model [10, 11]. The simultaneous occurrence of rejuvenation and memory in spin glass dynamics has been interpreted to favor the hierarchical scenario [1], which does not include the temperature chaos concept of the droplet model. On the other hand, it was recently found that a standard picture of the droplet model does allow a novel dynamical memory due to the existence of 'ghost domains' [11].

In this Letter we use zero-field-cooled (ZFC) relaxation measurements with T (temperature)-shifts to investigate rejuvenation in the canonical Heisenberg spin-glass Ag(11 at% Mn). By a new strategy, a dense set of data illustrating the crossover from fully accumulative to non-accumulative aging have been obtained. These results are then analyzed quantitatively within the droplet model [10] using the concept of temperature-chaos and the recently derived parameters of the growth law for the spin glass domains of Ag(11 at% Mn) [13]. Chaos with temperature is considered as a consequence of the subtle competition between fluctuations of the energy and entropy in randomly frustrated systems [10, 12]. According to the droplet theory, typical spin configurations of a pair of equilibrium states at two different temperatures, say T_1 and T_2 , are roughly the same at short length scales much below the so-called overlap length $L_{\Delta T}$ but completely different at large length scales much beyond $L_{\Delta T}$.

The crossover between the two limits can be very slow. A remarkable feature is that the overlap length is finite for an arbitrary small but non-zero temperature difference $\Delta T = T_1 - T_2$. Consequently, a continuous sequence of re-entrant like phase transitions should take place with decreasing temperature throughout the glassy phase.

The ZFC relaxation experiments were performed in a non-commercial squid magnetometer [14], using the following protocol: the system is quenched from a temperature above the spin-glass transition temperature T_g (≈ 33 K) to an initial temperature $T_i < T_g$, at which it is aged a time t_w . The temperature is then shifted to a measurement temperature $T_m = T_i + \Delta T$ with ΔT being either positive or negative. Immediately after reaching temperature stability at T_m a weak magnetic field is applied and the ZFC magnetization is recorded as a function of time. For convenience, let us refer to this T -shift experiment as (T_i, T_m) . The experiments were performed at temperatures between 29.5 and 30.5 K and the wait times at T_i ranged from 100 to 100 000 s.

If temperature-chaos is absent, successive aging at the two different temperatures will add to each other in a fully accumulative way. In such a situation one expects to find an *effective age* t_{eff} such that the ZFC magnetization right after the T -shift is already relaxed as if it had spent a time t_{eff} by an isothermal aging at T_m . The effective age t_{eff} is a monotonically increasing function of t_w and also depends on the temperature protocol (T_i, T_m) . Conversely, t_w can be related to t_{eff} by an inverse function,

$$t_{\text{eff}} = f(t_w, (T_i, T_m)), \quad t_w = f^{-1}(t_{\text{eff}}, (T_i, T_m)), \quad (1)$$

It is useful to consider *twin-experiments* - (T_1, T_2) and its conjugate (T_2, T_1) for a pair of temperatures T_1 and T_2 below T_g . In the absence of temperature-chaos, there must be a simple relation indicating the reversibility of the aging between the two temperatures, in such a way that for any time t ,

$$f^{-1}(t, (T_1, T_2)) = f(t, (T_2, T_1)). \quad (2)$$

Let us call it *criterion for accumulative aging*. Any deviation from this simple relation means that non-accumulative effects exist. In the present article we demonstrate evidence for a violation of the criterion Eq. (2) (See Fig. 2) and show that the scaling ansatz for the temperature-chaos effect by the droplet theory can explain the effect quantitatively.

In an isothermal ZFC relaxation experiment in which the sample has been aged at the measurement temperature for a time t_w , the relaxation rate $S(t) = dM_{ZFC}(t)/d\log(t)$ shows a maximum at $S(t_{\max})$ with $t_{\max} \approx t_w$ [15], as illustrated in Fig. 1(a). An *effective*

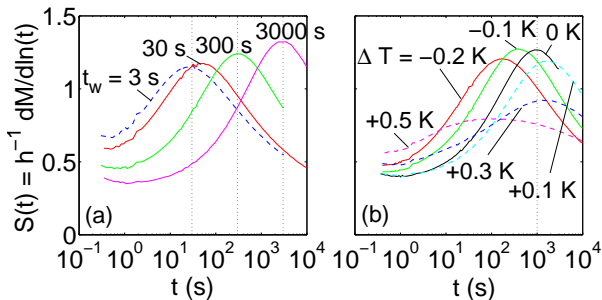


FIG. 1: Relaxation rate vs time on a logarithmic scale measured at $T_m = 30$ K after (a) aging at T_m for different wait times t_w and (b) aging at $T_m + \Delta T$ for $t_w = 1000$ s.

time age t_{eff} after a T -shift can accordingly be determined from the maximum of $S(t)$ measured after a T -shift [16] (see Fig. 1(b)). Each (T_i, T_m) experiment is thus associated with the pair of times (t_w, t_{eff}) . However, due to the finite cooling rate in the experiments and the time needed to stabilize the temperature, a shortest measurable effective wait time of order 20 s is imposed on the system. In the analyzes below, all results from relaxation curves yielding $t_{\text{eff}} \leq 30$ sec have therefore been discarded. As is seen in Fig. 1(b) there is, for $\Delta T > 0$, a significant broadening of the maxima in $S(t)$ compared to the reference $S(t)$ curves. This apparent broadening in time scale can, within the droplet scaling model, be translated to a dependence of the width of the domain boundaries on the sign of the temperature shifts. This subject will be further discussed in a forthcoming publication [17].

Fig. 2 shows a set of data from twin-experiments - (T_1, T_2) and (T_2, T_1) . The results of (T_1, T_2) experiments are shown with t_w on the horizontal axis and t_{eff} on the vertical axis. The results of (T_2, T_1) experiments are shown in the reversed way - with t_{eff} on the horizontal axis and t_w on the vertical axis. The criterion for accumulative aging Eq. (2) will be satisfied if and only if the two data sets merge with each other in our plot. It can be seen that for small temperature differences the data sets merge almost completely which implies a fully accumulative effect. However for $\Delta T \geq 0.2$ K, it is seen that the criterion is severely violated and we conclude that a non-accumulative effect is detected.

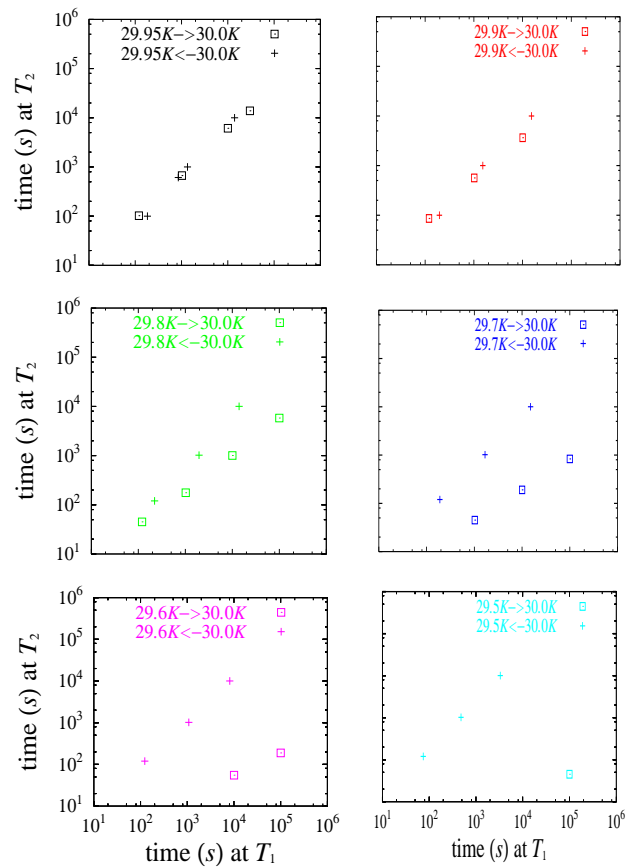


FIG. 2: Relation between t_w and t_{eff} in twin-experiments - (T_1, T_2) and (T_2, T_1) . $T_1 = 30 - \Delta T$ K and $T_2 = 30$ K with $\Delta T = 0.05, 0.1, 0.2, 0.3, 0.4$ and 0.5 K. The figure demonstrates the appearance of non-accumulative effects.

In order to proceed to a quantitative analysis of the non-accumulative effect in terms of the droplet theory, one needs a good characterization of the growth law $L_T(t)$ for the spin-glass domains at a given temperature T at time t after the temperature quench. To this end, we employ the logarithmic domain growth law [10, 13]

$$L_T(t) \sim L_0 \left[\frac{k_B T}{\Delta(T)} \ln \left(\frac{t}{\tau_0(T)} \right) \right]^{1/\psi}. \quad (3)$$

The effects of critical fluctuations are taken into account in a renormalized way by the characteristic energy scale $\Delta(T)$ for the free-energy barrier and the characteristic time scale $\tau_0(T)$ for the thermally activated processes. They scale as $\Delta(T)/J = \epsilon^{\psi\nu}$ and $\tau_0(T)/\tau_m \sim (\xi(T)/L_0)^z \sim |\epsilon|^{-z\nu}$ with $\epsilon = T/T_g - 1$. The microscopic time scale is $\tau_m \sim \hbar/J \sim 10^{-13}$ s in spin systems, $J \sim T_g$ sets the energy unit, and z and ν are the dynamical critical exponent and the exponent for the divergence of the correlation length $\xi(T)$, respectively. In the following we use $\tau_m = 10^{-13}$ s, $T_g = 32.8$ K, $z\nu = 7.2$, $\psi = 1.2$ (from [13]), $J = T_g$ and $\nu = 1.1$. The value of ν is known to be around 1.3 ± 0.2 [18]. The length scale that we can ex-

plore in the experiments is much larger than in numerical simulations [9, 19, 20] but limited in the range between $L_T \sim 130L_0$ and $L_T \sim 180L_0$ at our working temperatures. The advantage of working in terms of dynamical length scale is that it allows an understanding of both temperature and time dependencies in a unified way.

Just after a temperature quench (with infinite cooling rate), the spin configuration would be completely out-of-equilibrium. However, in the experimental situation the cooling rate is finite (here 3K/min), and the initial spin configuration when attaining temperature stability at T_i has a domain size $L_{T_i} \gg L_0$ governed by the cooling rate. After the aging at the initial temperature T_i , the projection of the temporal spin configuration onto the typical spin configuration of the equilibrium state at T_i will have a domain size of order $L_{T_i}(t_w)$. The spin configuration attained just at the end of the aging at T_i is essentially the initial spin configuration after the small T -shift to the measurement temperature T_m . The projection of this configuration onto the typical equilibrium spin configuration at T_m will have a certain spatial coherence, L_{eff} . This length is determined as

$$L_{\text{eff}} = L_{T_m}(t_{\text{eff}}), \quad (4)$$

using the growth law Eq. (3) quoted above. In the absence of the temperature-chaos effect, one simply expects that aging should be fully accumulative i.e. $L_{\text{eff}} = L_{T_i}(t_w)$, which satisfies the criterion for accumulative aging Eq. (2). In the presence of temperature-chaos, this is the case only at length scales $L_{T_i}(t_w) \ll L_{\Delta T}$, where $L_{\Delta T}$ is the overlap length. L_{eff} saturates to $L_{\Delta T}$ on length scales $L_{T_i}(t_w) \gg L_{\Delta T}$. A simple possibility is then that the two limits are connected by a crossover scaling form,

$$\frac{L_{\text{eff}}}{L_{\Delta T}} = F\left(\frac{L_{T_i}(t_w)}{L_{\Delta T}}\right), \quad (5)$$

with a scaling function $F(x) = x$ for $x \ll 1$ (accumulative aging) and $F(x) = 1$ for $x \gg 1$ (chaos). Note that the intermediate regime between the two extremes can be a very slow crossover.

In the limit of small temperature differences $|\Delta T/J| \ll 1$, the overlap length between the two temperatures T_1 and $T_2 = T_1 + \Delta T$ is supposed to scale as [10]

$$L_{\Delta T} \sim L_0 |\Delta T/J|^{-1/\zeta}, \quad \zeta = d_s/2 - \theta, \quad (6)$$

where ζ is the chaos exponent. d_s is the fractal dimension and θ the stiffness exponent, which characterizes the surface volume and free-energy gap of the droplets, respectively.

In Fig. 3, we present the results of the twin-experiments - (T_1, T_2) , (T_2, T_1) - converting t_{eff} and t_w into the domain sizes L_{eff} and $L_{T_i}(t_w)$ using the growth law Eq. (3) and Eq. (4). It is seen that the data fulfilling the criterion for accumulative aging in Fig. 2 lie on the

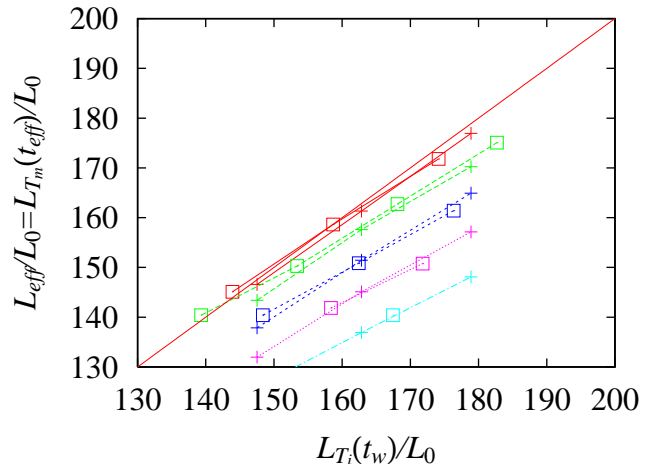


FIG. 3: Effective domain size after T -shifts. Data from the twin-experiments - (T_1, T_2) , (T_2, T_1) with $T_1 = 30K - \Delta T$ and $T_2 = 30K$ with $\Delta T = 0.1, 0.2, 0.3, 0.4$ and 0.5 K (from top to bottom). (T_1, T_2) experiments are indicated by square markers and (T_2, T_1) by crosses. The solid straight line represents the case of fully accumulative aging. This plot demonstrates equivalence between positive and negative T -shifts.

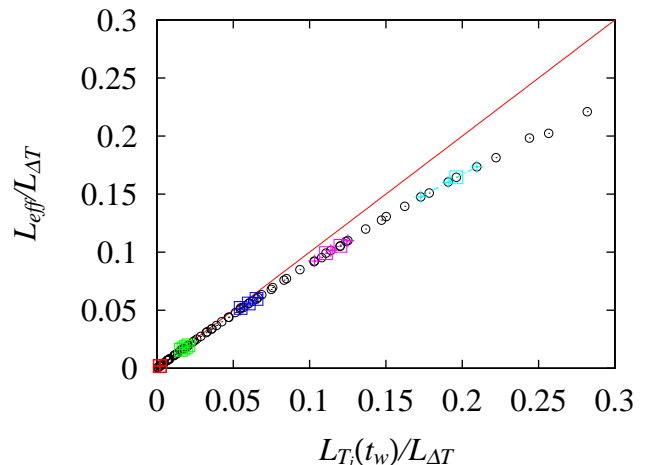


FIG. 4: Scaling plot of L_{eff} with $L_{\Delta T} = L_0(c\Delta T/J)^{-2.6}$ with $c = 5$. The solid straight line represents the case of fully accumulative aging. The open circles mark the additional data.

straight line corresponding to $L_{\text{eff}} = L_{T_i}(t_w)$ and equally importantly that the data of the (T_1, T_2) and (T_2, T_1) experiments merge with each other. The latter clearly demonstrates that the effective domain size for a given pair of temperatures is the same which is consistent with the expectation that there is a unique overlap length between a given pair of temperatures.

Furthermore, the data with $\Delta T > 0.1K$ shown in Fig. 3 lie below the straight line corresponding to $L_{\text{eff}} = L_{T_i}(t_w)$, which indicates a finite overlap length, associated with the non-accumulative effects already ob-

served in Fig. 2. Fig. 4 shows a scaling plot to fully test Eq. (5) using the data shown in Fig. 3 and an additional set of data for a variety of ΔT s. A good collapse of the data is obtained for $1/\zeta = 2.6 \pm 0.5$. It was found in Ref. [13] that $\theta \sim 1.0$ in the present sample. Then the scaling relation Eq. (6) implies $d_s = 2.8$ which is consistent with the boundaries [10] $d - 1 < d_s < d$ with $d = 3$.

In the above discussion we have concentrated on one particular feature in the relaxation rate curves, the position of the maximum, t_{eff} . The observation time where this occurs is then understood to reflect an effective domain size L_{eff} in the spin glass. Looking at the full relaxation rate curves there are of course other features that give additional information such as about the progressive change of the population of thermally active droplets in the interior of the domains which should enhance the response. Such additional features could also obscure the determination of t_{eff} . An alternative method is then to derive t_{eff} from the out-of phase component of the ac-susceptibility as in previous studies of the effect T -shifts [9, 19, 21]. We have performed some preliminary measurements on the Ag(Mn) sample [17] using the method of [9, 19, 21, 22] following identical thermal protocols as in the current study and found that the obtained values of t_{eff} are consistent in-between the two methods.

In this article we have limited ourselves to investigate the small ΔT case in order to elucidate universal features of the temperature-chaos effect. Although the departure from the fully accumulative limit is modest in terms of length scales as shown in Fig. 4, the impact is already striking in terms of time scales as seen in Fig. 2.

In experiments most systems appear less “chaotic” than the canonical Ag(Mn) and Cu(Mn) spin glasses [5, 6, 7, 21, 23]. An open question is if this is due to the absence of chaos *or* only a smaller $1/\zeta$, e.g. for Ising spin glasses $\theta \approx 0.2$ imposes $1/\zeta \approx 1$ compared to $1/\zeta \approx 2.6$ for the Ag(Mn) spin glass. Hence, the droplet theory implies that Ising spin glasses should appear ‘less’ chaotic than Heisenberg spin glasses due the smaller chaos exponent (i.e. larger $L_{\Delta T}$).

In summary, we have shown that results from T -shift experiments on the dynamic susceptibility of an archetypical spin glass when parametrized into a dynamical length scale (Fig. 3) yield an anticipated equivalence between positive and negative T -shifts and support the concepts of overlap length and temperature-chaos. The possibility to scale all data onto one master curve (Fig. 4) further confirms the applicability of the employed spin glass domain model [10]. We hope that the results of the present paper will stimulate further quantitative analyzes of rejuvenation-memory effects in spin-glasses and other slowly relaxing systems in terms of real space as well as hierarchical models to reach a consistent modeling of aging dynamics.

We would like to thank Hajime Takayama, Koji

Hukushima and Roland Mathieu for stimulating discussions. This work was financially supported by the Swedish Research Council (VR).

-
- [1] See e.g. J-P. Bouchaud in *Soft and Fragile Matter*, ed.: M. E. Cates and M. R. Evans (Institute of Physics Publishing 2000) (cond-mat/9910387) and references therein.
 - [2] P. Nordblad and P. Svedlindh, in “Spin Glasses and Random Fields”, A. P. Young Editor, World Scient. 1998.
 - [3] E. Vincent, J. Hammann and M. Ocio, in *Recent Progress in Random Magnets* (World Scientific, Singapore, 1992).
 - [4] K. Jonason, E. Vincent, J. Hammann, J.-P. Bouchaud, and P. Nordblad Phys. Rev. Lett. **81**, 3243 (1998).
 - [5] P. Doussineau, T. de Lacerda-Arôso, and A. Levelut, Europhys. Lett. **46**, 401 (1999).
 - [6] L. Bellon, S. Ciliberto, and C. Laroche, Europhys. Lett **51**, 551 (2000).
 - [7] H. Mamiya, I. Nakatani, and T. Furubayashi, Phys. Rev. Lett **82**, 4332 (1999); P. Jönsson, M. F. Hansen, and P. Nordblad, Phys. Rev. B **61**, 1261 (2000)
 - [8] J.-P. Bouchaud, V. Dupuis, J. Hammann, and E. Vincent, Phys. Rev B **65**, 024439 (2001).
 - [9] L. Bertheir and J.-P. Bouchaud, cond-mat/0202069.
 - [10] A. J. Bray and M. A. Moore, Phys. Rev. Lett. **58**, 57 (1987); D. S. Fisher and D. A. Huse, Phys. Rev. **B 38**, 386 (1988) and **B 38**, 373 (1988); D. S. Fisher and D. A. Huse, Phys. Rev. **B 43**, 10728 (1991).
 - [11] H. Yoshino, A. Lemaitre, J.P. Bouchaud, Eur. Phys. J. B **20**, 367 (2001).
 - [12] M. Sales and H. Yoshino, Phys. Rev. E **65**, 066131 (2002).
 - [13] P. E. Jönsson, H. Yoshino, P. Nordblad, H. Aruga Katori, and A. Ito, Phys. Rev. Lett. **88**, 257204 (2002).
 - [14] J. Magnusson, C. Djurberg, P. Granberg, and P. Nordblad, Rev. Sci. Instrum. **68**, 3761 (1997).
 - [15] L. Lundgren, P. Svedlindh, P. Nordblad, and O. Beckman, Phys. Rev. Lett. **51**, 911 (1983); L. Lundgren, P. Nordblad, P. Svedlindh, and O. Beckman, J. Appl. Phys. **57**, 3371 (1985).
 - [16] L. Sandlund, P. Svedlindh, P. Granberg, P. Nordblad, and L. Lundgren, J. Appl. Phys. **64**, 5616 (1988); P. Granberg, L. Sandlund, P. Nordblad, P. Svedlindh, and L. Lundgren, Phys. Rev. B **38**, 7097 (1988).
 - [17] P. E. Jönsson et al., unpublished.
 - [18] L. P. Lévy and A. T. Ogielski, Phys. Rev. Lett. **57**, 3288 (1986).
 - [19] T. Komori, H. Yoshino, and H. Takayama, J. Phys. Soc. Jpn. **69** Suppl. A 228 (2000).
 - [20] M. Picco, F. Ricci-Tersenghi, and F. Ritort, Phys. Rev. B **63**, 174412 (2001).
 - [21] V. Dupuis, E. Vincent, J. P. Bouchaud, J. Hammann, A. Ito, and H. Aruga Katori, Phys. Rev. B **64**, 174204 (2001).
 - [22] H. Takayama and K. Hukushima, cond.mat/0205276.
 - [23] R. Mathieu, P. E. Jönsson, P. Nordblad, H. Aruga Katori, and A. Ito, Phys. Rev. B **65**, 012411 (2002); R. Mathieu, P. Jönsson, D. N. H. Nam, and P. Nordblad, Phys. Rev. B **63**, 092401 (2001).