

Amplification of Local Instabilities in a Bose-Einstein Condensate with Attractive Interactions

J. K. Chin, J. M. Vogels, and W. Ketterle*

*Department of Physics, MIT-Harvard Center for Ultracold Atoms,
and Research Laboratory of Electronics, Massachusetts Institute of Technology, Cambridge, MA 02139*

We study the collapse of large homogeneous Bose-Einstein condensates due to intrinsic attractive interactions. We observe the amplification of a local instability by seeding a momentum state \mathbf{p} and suddenly switching the scattering length negative via a Feshbach resonance. As required by momentum conservation, we also observe the appearance of atoms in the conjugate momentum state. The time scale for this depletion process is found to be comparable to that for global collapse, implying that this process will be the primary decay channel for large homogeneous condensates.

PACS numbers: 03.75.Kk, 34.50.-s, 32.80.Pj

Our current understanding of the collapse of Bose-Einstein condensates (BEC's) with attractive interactions is incomplete. While the experiments in ^7Li provided many insights into the formation kinetics and stability [1], it was not until the discovery of externally induced Feshbach resonances [2] that it became possible to tune the value of the scattering length and study in detail the effects of an attractive mean field potential. This technique was used by Donley *et al* to study ^{85}Rb with a negative scattering length, and they have observed rich dynamics inherent in the collapse of the condensate. Among the most intriguing observations was the formation of low energy 'bursts' and 'jets' which were ejected out of the condensate [3]. While theoretically the enhancement of quantum fluctuations could give rise to such phenomena [4, 5, 6], there is currently no consensus on the exact mechanism by which it occurs.

So far, theoretical developments have been limited by having only one experimental testing ground. The experiments using ^{85}Rb were done using small condensates (~ 15000 atoms), where the attractive mean field energy μ is comparable to or less than the $\hbar\omega$ level spacing of the harmonic trapping potential. In this paper, we study the collapse of large sodium condensates far in the Thomas Fermi regime ($|\mu| \gg \hbar\omega$), where the spatial profile of the condensate is relatively homogeneous. Much of the dynamics of such a system is then described by local phenomena. When the interactions become attractive, Yurovsky [5] predicts that local instabilities with momentum on the order of the (imaginary) speed of sound will undergo exponential growth. Simultaneously, momentum conservation requires atoms to be generated in conjugate momentum states. Since amplification happens on the time scale of the chemical potential \hbar/μ , the resulting quantum evaporation of the zero momentum condensate atoms can happen faster than the global collapse for large condensates, where the whole condensate 'implodes'.

We probe this decay channel by seeding a particular momentum state with an initial population, then suddenly switching the scattering length negative via a Feshbach resonance. At the same time, the trapping potential is turned off so all subsequent dynamics are due only to the intrinsic attractive interactions. The resulting amplification and the associated generation of atoms in the conjugate momentum state verifies the theory. We end with a discussion on the different collapse time scales of competing processes and show that for large condensates, this decay channel becomes dominant.

The theoretical basis for the amplification of local instabilities is the dispersion relation for the elementary excitations in a Bose-Einstein condensate:

$$\epsilon(\mathbf{p}) = \sqrt{\frac{|\mathbf{p}|^2}{2m}(2n_0U + \frac{|\mathbf{p}|^2}{2m})} \quad (1)$$

where n_0 is the density, $U = 4\pi\hbar^2 a/m = \mu/n_0$ is the contact potential, a is the scattering length and m is the mass. For an elementary excitation whose momentum satisfies $|\mathbf{p}|^2/2m < 2|\mu|$, an instability forms when $\mu < 0$ (i.e. $a < 0$) and oscillatory behavior gives way to exponential growth or decay. A formal derivation gives the evolution of these low momentum modes as

$$\langle \xi_{\mathbf{p}}^\dagger \xi_{\mathbf{p}} \rangle(t) = \frac{|Un_0|^2}{\hbar^2 \lambda^2(\mathbf{p})} \sinh^2[\lambda(\mathbf{p})t] \quad (2)$$

where $\lambda(\mathbf{p})$ is given by $|\epsilon(\mathbf{p})|/\hbar$ (Eq 1) when $a < 0$ [5] and $\xi_{\mathbf{p}}$ is the destruction operator for mode \mathbf{p} . The instability of the mode pair $(\mathbf{p}, -\mathbf{p})$ results in correlated growth, where the creation of an atom in the $+\mathbf{p}$ state is accompanied by the creation of an atom in the $-\mathbf{p}$ state. A similar phenomenon is also responsible for the four wave mixing process observed in [7, 8]. At higher momentum, the energy becomes real again as the excitations now have enough kinetic energy to stabilize them against the attractive interactions.

In our experiments, we created large cigar-shaped sodium condensates in the $F = 1$, $m_F = -1$ spin state with typical atom numbers of ~ 30 million and peak densities of $3 \times 10^{14} \text{ cm}^{-3}$ in a Ioffe-Pritchard (IP) magnetic trap. Following this, they were adiabatically loaded into

*Group website: http://cua.mit.edu/ketterle_group/

a mode-matched 1064 nm cylindrical optical dipole trap with trapping frequencies of 250 Hz by 2 Hz and held for 1 s to allow transient excitations to damp out. In the next 117 ms, the axial magnetic field was ramped up to an intermediate value just short of the 1195 G Feshbach resonance [2]. In order to obtain a homogeneous field across the condensates, we used two pairs of coils coaxial with the condensates. The first pair (bias coils) provided a large bias field (~ 1200 G) with some gradient (~ 6 G/cm). The second pair (pinch coils) produced a cancelling gradient together with a small bias field (~ 8 G), resulting in a nominally uniform bias field. The scaling of the field with current was characterized at low fields, allowing us to adjust our fields to within 0.4 G. At this point, the condensates were slightly compressed by a small axial magnetic field curvature, giving them radial and axial dimensions of $\sim 15 \mu\text{m}$ and 1.5 mm respectively and a speed of sound $c = \sqrt{Un_0/m}$ of 8 mm/s.

We imprinted a low momentum excitation onto a stable condensate ($a > 0$) using a two photon optical Bragg transition to couple atoms from the zero momentum state to a low momentum state \mathbf{p} [9]. The Bragg beams were pulsed on for 400 μs and were directed at an angle of 15° and 20° respectively from the long axis of the condensate, creating phonons propagating with a momentum of $m \times 2.5$ mm/s in a predominantly radial direction. With this momentum \mathbf{p} , the minimum value of $|a|$ required for amplification to happen is estimated to be -0.06 nm. The beams were red-detuned from the sodium D_2 line by 3 nm to minimize Rayleigh scattering, and had a frequency difference of $\Delta\omega = 2\pi \times 700$ Hz.

At this point, we changed the scattering length a almost instantaneously by switching off the small pinch coils, thereby stepping up the magnetic field by 8 G and entering the Feshbach resonance. This gave us a well-defined initial condition similar to that in [3]. We chose to use the 1195 G Feshbach resonance as it is the broadest resonance in sodium with a width of ~ 4 G and the scattering length crosses zero at a magnetic field below the singularity. This allowed us to tune the value of a continuously from the background scattering length a_0 to zero to arbitrary negative values by varying the intermediate field value at the end of the slow initial ramp. Since the pinch coils are much smaller than the bias coils, their mutual inductance is small and the sudden switch off only affected the bias field adversely by ≤ 1 G. Moreover, the sudden jump reduced the time available for three-body decay, thereby overcoming the problematic high loss rate first observed by Inouye *et al* [2]. We also turned off the optical trapping potential in the same instant, allowing the system to evolve under its intrinsic attractive interactions. After a variable time of 0 to 1 ms, the magnetic fields were turned off, causing the scattering length to become positive again. A pump pulse from $F = 1$ to $F' = 2$ was then applied and radial absorption images on the $F = 2$ to $F' = 3$ cycling transition were taken after 6 ms of ballistic expansion. These images provided the momentum distribution of the condensate.

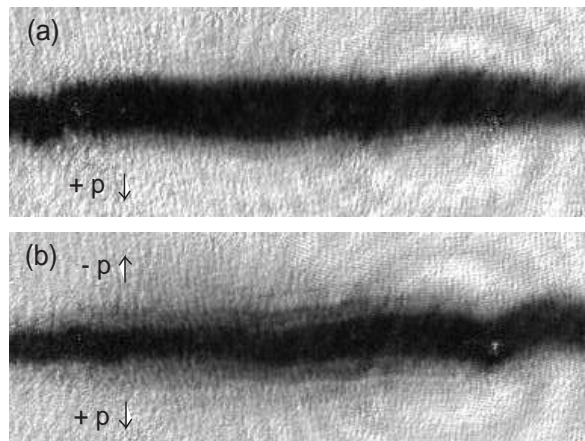


FIG. 1: Amplification of unstable excitations in a BEC with $a < 0$. In (a), the unamplified $+\mathbf{p}$ excitations are shown moving out of the condensate after 6 ms ballistic expansion. In (b), the $+\mathbf{p}$ excitations have been amplified and are accompanied by the formation of $-\mathbf{p}$ excitations after 600 μs of hold time at $a = -0.82$ nm. The field of view is 960 μm by 100 μm .

The images in Fig. 1 probe the radial dynamics of the condensates and provide dramatic visual verification of quantum evaporation. Fig. 1(a) shows the $+\mathbf{p}$ excitations moving out of the condensate without any amplification. In contrast, Fig. 1(b) was taken after the condensate had been held at $a = -0.82$ nm for 600 μs . Not only was the number of atoms in the $+\mathbf{p}$ momentum state significantly amplified, it was accompanied by the formation of excitations in the $-\mathbf{p}$ momentum state, here seen moving out of the condensate in the opposite direction. These observations clearly demonstrate the instability of a condensate with negative scattering length.

Due to the large aspect ratio of our condensates, only part of the condensate could be imaged at high magnification. However, since the $+\mathbf{p}$ and $-\mathbf{p}$ excitations were created predominantly in the radial direction, this was not a limitation. The small ‘kinks’ that were also apparent in our condensate are most likely a result of imperfections in our optical dipole trap. Yet rather than degrade the signal, they highlight the parallel contours between the condensate and the ridge of excitations as atoms move out with a definite momentum.

In order to perform more quantitative tests of this phenomenon, we first characterized the negative scattering length dependence on the field by directly probing the strength of the attractive interactions. To do this, we prepared optically trapped condensates close to a Feshbach resonance as above. The confining infrared laser beam was then replaced with a repulsive 3 nm blue-detuned ‘antitrap’ beam as we simultaneously jumped to negative scattering lengths. At the right intensity, the antitrap beam provided the correct amount of repulsive dipole force needed to compensate for the attractive interactions within the condensate and suppressed any

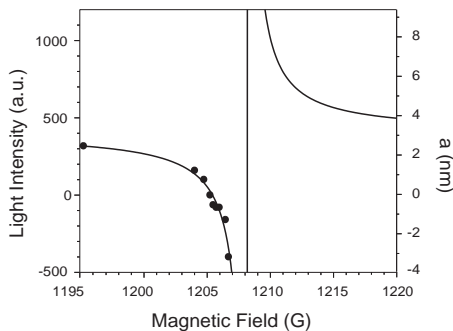


FIG. 2: Characterization of the Feshbach resonance. The light intensity needed to balance out the interatomic interactions gives the dependence of the scattering length on magnetic field. The width of the resonance was found to be 2.4 ± 0.4 G.

global contraction of size. However, this is an unstable equilibrium and any sloshing of the condensate or misalignment of the laser beam caused the condensate to be repelled. Therefore the antitrap was fine-aligned to milliradian accuracy such that a condensate with $a > 0$ was ripped apart radially into a hollow cylinder. Using this method, we were able to stabilize an attractive condensate significantly for 0.2 to 2 ms, depending on $a(B)$, before unavoidable losses became significant. The radial dimension was used to monitor the mechanical dynamics of the condensate occurring on the 250 Hz time scale of the trap frequency. For minimal distortion of the spatial image, absorption images were taken after only 2 ms of ballistic expansion necessary for the high magnetic fields to die out.

In equilibrium, $a \propto F_{\text{attractive}} = F_{\text{repulsive}} \propto I$. Therefore we plot the light intensity I needed for stabilization vs. magnetic field B in Fig. 2 and obtain the scattering length dependence on the field. A red-detuned laser beam with a similar detuning of 3 nm was employed to obtain the points in the positive scattering length regime. By fitting the expected Feshbach curve $a(B) = a_0(1 + \frac{\Delta B}{B - B_0})$ to our data, we find the width ΔB of the 1195 G Feshbach resonance to be (2.4 ± 0.4) G. Here, $a_0 = 3.3$ nm is the triplet scattering length at high fields [10]. While the exact position B_0 of the resonance is unimportant for our experiment, the width of the resonance is crucial as it determines the range of the magnetic field we have to work within [11].

A quantitative analysis of the growth in the $+\mathbf{p}$ and $-\mathbf{p}$ modes was performed by monitoring their occupation number as a function of hold time in the attractive regime (Fig. 3). Taking into account the high loss of atoms during this process due to three-body decay or inelastic two-body collisions, we normalize the number count for each mode to the number of atoms in the condensate at the end of the hold time. The maximum duration of amplification was limited by the lifetime of the condensate, which was about 600 μs for $a = -1.35$ nm. Following Eq. 2, an exponential dependence was fitted to

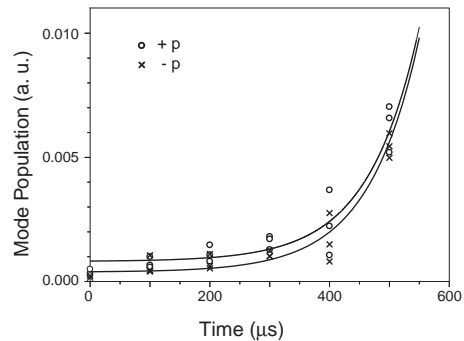


FIG. 3: Amplification of excitations in a BEC with $a < 0$. The growth of the normalized mode population in both $+\mathbf{p}$ and $-\mathbf{p}$ modes as a function of hold time at $a = -1.35$ nm is fitted to an exponential dependence according to Eq. 2, which gave a common growth rate of 5.89 ± 0.83 ms^{-1} . A variable offset was allowed to account for the initial seeding of the $+\mathbf{p}$ mode.

the data, yielding a common growth rate of 5.89 ± 0.83 ms^{-1} for both modes. This agrees well with the theoretical growth rate of 5.57 ms^{-1} , estimated using our initial mean field of $h \times 5$ kHz.

We also investigated the dependence of the growth rate on the magnitude of the negative scattering length $|a|$. By varying the scattering length and extracting the growth rate of the excitations as above, we observed a strong increase of the growth rate with $|a|$ (Fig. 4). A fit to the theoretical prediction $\lambda(\mathbf{p}) = b_1 \sqrt{|a|} - b_2$ (Eq. 1) yielded the fit parameters $b_1 = (1.11 \pm 0.14) \times 10^8$ $\text{nm}^{1/2} \text{ms}^{-1}$ and $b_2 = 0.078 \pm 0.04$ nm, in agreement with theoretical estimates of 1.55×10^8 $\text{nm}^{1/2} \text{ms}^{-1}$ and 0.06 nm respectively. For this sequence of measurements, the initial mean field was $\mu = h \times 4$ kHz. The large error bars reflect the high sensitivity of the dynamics to the magnetic field. In particular, the three-body recombination and inelastic loss rates as a function of a have not yet been well characterized, which limits the accuracy of our data.

The results presented here prove conclusively that quantum evaporation is a part of the complex dynamics that take place during the collapse of an attractive condensate. While we select a particular mode for observation, the effect is predicted to happen for all modes satisfying the condition $|\mathbf{p}|^2/2m < 2|\mu|$. At short times, the pairwise emission of atoms also implies that the number of atoms in the conjugate mode pairs will be exactly correlated, although as the condensate becomes increasingly depleted, higher order effects will degrade the correlation [5].

Since quantum evaporation is intrinsic to the condensate, a natural question to ask would be how large a part it plays in the unperturbed collapse of the condensate. We study this by comparing the observed time taken for the condensate to decay completely without initial seeding (Fig. 5), with the theoretical prediction [5] for the

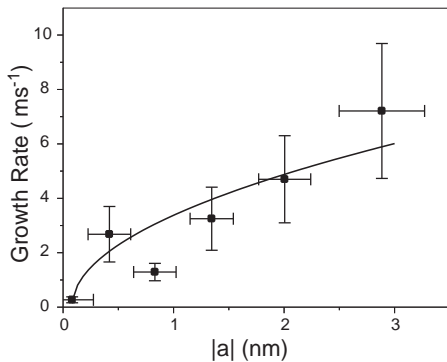


FIG. 4: Growth rate of excitations in a BEC with $a < 0$. The rate increases with the magnitude of the negative scattering length $|a|$. The solid line shows a best fit to the predicted $b_1\sqrt{|a|} - b_2$ dependence.

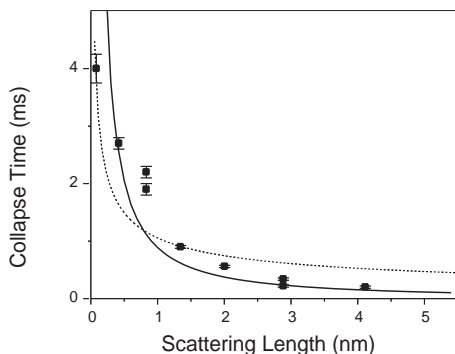


FIG. 5: Time scales for BEC decay. The observed collapse time is compared to the time taken for the condensate density to fall to $1/e$ of its original value ($t_{1/e}$) due to instability amplification (solid curve, Eq. 3) and the expected t_{decay} for global collapse (dashed curve, Eq. 4).

depletion of n_0 :

$$n_0 = -4\sqrt{\frac{2\pi\hbar}{mt}}a^2n_0^2\exp(8\pi\hbar|a|n_0t/m) \quad (3)$$

From Eq. 3, we extract the time $t_{1/e}$ taken for the condensate density n_0 to decay to $1/e$ of its original value with our parameters (Fig. 5, solid line). As both the number of unstable modes and the amplification rate increase with a , there is a significant decrease of $t_{1/e}$ with $|a|$. We also considered the effect of the initial quantum depletion ($\sim 1\%$, [12]) on $t_{1/e}$, but concluded that its impact is small.

In addition, we compare the observed collapse time to the decay time predicted for global collapse. Even for condensates initially far in the Thomas-Fermi regime, their spatial profile is not completely uniform and the inherent pressure gradient will cause the condensate to collapse inwards. As the condensate compresses, the density will increase and sharply enhance the three-body recombination loss rate, which goes like n_0^2 . We model the radial evolution using the root mean square radius $R = \int r^2|\psi(r)|^2rdr$. For our cylindrical condensates with an aspect ratio of 100:1, an analytical solution for the resulting 2D dynamics exists [13, 14], given by $\ddot{R} = 4(\frac{E}{m} - \omega^2R)$ where E is the total energy of the system. Since $\omega = 0$ and a is constant throughout in our experiments, E is conserved and obtained from initial conditions. The time taken to reach $R = 0$ is

$$t_{\text{decay}} = \frac{1}{\omega_0} \sqrt{\frac{a_0}{|a|}} \quad (4)$$

Eqs. 3 and 4 are plotted in Fig. 5 and their intersection separates the graph into two domains. In the first, a is small and global collapse is predicted to dominate over quantum evaporation. For higher a 's, the converse is true as amplification rate and the number of unstable modes increase. The comparison with the data suggests that the decay of the condensate is not dominated by three-body decay, but is caused by amplification of unstable modes. We were unable to study the condensate lifetime at even more negative scattering lengths since the condensate then decayed almost instantaneously. In order to further separate the two time scales, the global collapse time needs to be much slower compared to $t_{1/e}$. This would require a combination of a weak trap with a high number of atoms, which is currently out of reach.

In conclusion, we have shown that large condensates far in the Thomas Fermi regime undergo amplification of local instabilities when their scattering length becomes negative. We have studied the dependence of amplification rate on the magnitude of the negative scattering length and found reasonable agreement with the theory. For our parameters, this quantum evaporation process becomes comparable or faster than the global collapse.

We thank K. Xu, T. Mukaiyama and J. R. Abo-Shaer for experimental assistance. We would also like to acknowledge J. Anglin for valuable comments, as well as A. E. Leanhardt, and Z. Hadzibabic for critical reading. This work was funded by ONR, NSF, ARO, NASA, and the David and Lucile Packard Foundation.

[1] J. M. Gerton, D. Strekalov, I. Prodan, and R. G. Hulet, *Nature* **408**, 692 (2000).

[2] S. Inouye, M. R. Andrews, J. Stenger, H.-J. Miesner, D. M. Stamper-Kurn, and W. Ketterle, *Nature* **392**, 151 (1998).

[3] E. A. Donley, N. R. Clausen, S. L. Cornish, J. L. Roberts, E. A. Cornell, and C. E. Wieman, *Nature* **412**, 295 (2001).

[4] R. A. Duine and H. T. C. Stoof, *Phys Rev Lett* **86**, 2204 (2001).

- [5] V. A. Yurovsky, Phys. Rev. A **65**, 033605 (2002).
- [6] E. A. Calzetta and B. L. Hu, arXiv:cond-mat p. 0207289 (2002).
- [7] J. M. Vogels, K. Xu, and W. Ketterle, Phys. Rev. Lett. **89**, 020401 (2002).
- [8] L. Deng, E. W. Hagley, J. Wen, M. Trippenbach, Y. Band, P. S. Julienne, J. E. Simsarian, K. Helmer-son, S. L. Rolston, and W. D. Phillips, Nature **398**, 218 (1999).
- [9] J. Stenger, S. Inouye, A. P. Chikkatur, D. M. Stamper-Kurn, D. E. Pritchard, and W. Ketterle, Phys. Rev. Lett. **82**, 4569 (1999).
- [10] C. Samuelis, E. Tiesinga, T. Laue, M. Elbs, H. Knöckel, and E. Tiemann, Phys Rev A **63**, 012710 (2000).
- [11] We observe the resonance around 1208 ± 10 G, which would agree with the theoretical value within the systematic error.
- [12] K. Huang, *Statistical Mechanics* (Wiley, New York, 1987).
- [13] Y. Kagan, E. L. Surkov, and G. V. Shlyapnikov, Phys. Rev. A **54**, R1753 (1996).
- [14] Y. Kagan, E. L. Surkov, and G. V. Shlyapnikov, Phys. Rev. Lett **79**, 2604 (1997).