

Peas in a pod: quasi-one-dimensional C_{60} molecules in a nanotube

M. Mercedes Calbi, Silvina M. Gatica and Milton W. Cole
Physics Department, Pennsylvania State University, University Park,
Pennsylvania 16802

(Dated: October 26, 2018)

“How luscious lies the pea within the pod...”
Emily Dickinson

We evaluate the equation of state of the quasi-one-dimensional (1D) phase of C_{60} molecules in small carbon nanotubes, nicknamed “peas in a pod”. The chemical potential and 1D pressure are evaluated as functions of the temperature and density, initially with the approximation of nearest neighbor interactions and classical statistical mechanics. Quantum corrections and long-range interaction corrections are discussed, as are the effects of interactions with neighboring peapods. Transition phenomena involving the 3D coupling are evaluated.

I. INTRODUCTION

Carbon nanotubes have been found to exhibit a wide range of remarkable properties, concomitants of their nanometer cross-section and macroscopic length. Extensive research has recently explored the behavior of gases adsorbed within, outside of and in-between such nanotubes^{1,2,3,4,5,6,7}. Among the most intriguing systems is that created when C_{60} buckyballs lie within a tube of small radius R , since this is surely a quasi-one-dimensional (1D) system⁸. This system, nicknamed “peas in a pod” has begun to be studied using various theoretical and experimental methods^{9,10,11,12,13,14,15,16,17,18}. In this paper, we explore the equation of state of this system. Specifically, we evaluate the 1D pressure and the chemical potential, as functions of temperature and density. The calculation is relatively simple in the small tube case considered in this paper (e.g. (10,10) tubes, with $R \approx 7 \text{ \AA}$) because the C_{60} molecules are confined to the vicinity of the axis and the motion perpendicular to the axis can be factored out of the problem, as we shall see. The more general case involving tubes of varying size, with the attendant appearance of 3D effects, requires a more detailed study than is described here. Some numerical studies and molecular simulations exploring this problem have been performed by Hodak and Girifalco^{14,15,16}.

The next section discusses the model and presents the equation of state resulting from the simplest (classical, quasi-1D) procedure we have used. Section III assesses quantum and long-range corrections to this simple model and estimates the regime of applicability of those results. Section IV describes the effects of interactions with buckyballs in neighboring tubes, including phase transitions.

II. MODEL CALCULATIONS

Girifalco and coworkers have shown^{13,15} how C_{60} molecules within nanotubes of small radius ($R \approx 7 \text{ \AA}$) experience potentials confining them to the vicinity of the tube axis. This paper employs the potentials developed by that group to determine the equation of state of the quasi-1D buckyball fluid. We assume that the total potential energy V_{total} of the molecules satisfies

$$V_{total}(\rho_i, z_i) = \sum_i U(\rho_i) + \sum_{i<j} V(|z_i - z_j|) \quad (1)$$

Here, $\mathbf{r}_i = (\rho_i, z_i)$ is the position of the i -th molecule’s center, written in terms of its coordinate z_i parallel to the tube axis and its transverse displacement from the axis, ρ_i . The potential $U(\rho)$ is the molecule-tube interaction that determines the molecules’ degree of localization near the axis, which depends also on the temperature T . The other interaction in Eq. (1), $V(z)$, is that between a pair of C_{60} molecules separated a distance z along the tube axis. Girifalco et al have shown that both interactions, $U(\rho)$ and $V(z)$, can be expressed in a universal way by the following reduced function¹³:

$$\frac{\Phi(r)}{|\Phi(r_0)|} = \frac{5}{3} \left(\frac{3.41}{3.13 \tilde{r} + 0.28} \right)^4 - \frac{2}{3} \left(\frac{3.41}{3.13 \tilde{r} + 0.28} \right)^{10} \quad (2)$$

where $|\Phi(r_0)|$ is the well depth at the equilibrium spacing r_0 , and $\tilde{r} \equiv (r - r_1)/(r_0 - r_1)$. The distance parameter r_1 for each system (C_{60} - C_{60} , C_{60} -tube) is chosen so that the interactions fit the universal function (2). Table I indicates the values of the used parameters. The function in Eq. (2) is obtained using a continuum model for

the carbon surfaces. The carbon-carbon interatomic potential is integrated over the interacting surfaces assuming a mean surface density of carbon atoms and different Lennard-Jones parameters for atoms in C₆₀-C₆₀ and C₆₀-graphene systems. Therefore, we ignore any dependence of the interactions on the atomic structure of either the tubes or the C₆₀ molecules. Similarly, the neglect of any interactions that depend on the C₆₀ orientation means that the molecular rotational problem is not affected by the environment. This means that the rotational degree of freedom may be omitted completely from the present analysis⁷.

Concerning the C₆₀-C₆₀ interaction, there has been some discussion in the literature of the value of the asymptotic van der Waals coefficient^{18,19} (C_6 , the coefficient of r^{-6}), with values varying over the range 16.6 N_{at}^2 eV Å⁶ to 29.05 N_{at}^2 eV Å⁶. The value used in Girifalco's calculations¹³ (Eq. (2)) is 20.0 N_{at}^2 eV Å⁶.

In reality, the intermolecular interaction V ought to depend on the full 3D separation. By neglecting this interaction's dependence on ρ_i and ρ_j , Eq. (1) implicitly assumes that the molecules' rms transverse displacement $d = \sqrt{\langle \rho_i^2 \rangle}$ is small compared to the mean separation $a = L/N$ along the axis. We discuss the regime of validity of that approximation below. Also implicit in Eq. (1) is the assumption that both the nanotube and the C₆₀ molecules are rigid, since otherwise their shape fluctuations would affect the nanotubes' potential energy. While conventional in this field, this assumption deserves future attention in the case of such strongly interacting molecules as C₆₀.

With Eq. (1), the properties of the system may be evaluated in terms of independent transverse and longitudinal contributions to the Hamiltonian. For example, the partition function Z of the C₆₀ molecules factorizes into transverse and longitudinal factors, $Z = Z_t Z_z$, so that the Helmholtz free energy F is an additive function of these separate parts of the problem: $F = F_t + F_z$. We may therefore write the chemical potential μ of the set of N molecules as a sum of a transverse part μ_t and a longitudinal part μ_z :

$$\mu = \mu_t + \mu_z \quad (3)$$

One may immediately evaluate μ_t from the transverse partition function Z_t because that part of the problem consists of independent motions of individual molecules:

$$-\beta\mu_t = \frac{1}{N} \ln Z_t = \ln \left(\sum_{\alpha} e^{-\beta E_{\alpha}} \right) \quad (4)$$

Here $\beta^{-1} = k_B T$ and the sum is over all eigenvalues E_{α} of the Schrodinger equation for transverse motion of a single molecule. This equation may be evaluated analytically in the case when the transverse potential is nearly harmonic, i.e. when U includes just a small quartic term, involving a parameter γ :

$$U(\rho) = U_0 + \frac{k}{2}\rho^2 + \gamma\rho^4 \quad (5)$$

The resulting transverse chemical potential is given by perturbation theory, assuming that the value of γ is small:

$$\mu_t = U_0 + \hbar\omega + \frac{2}{\beta} \ln(1 - e^{-x}) + 2\gamma \left[\frac{\hbar}{m\omega} \coth\left(\frac{x}{2}\right) \right]^2 \quad (6)$$

Here $x = \beta\hbar\omega$ with $\omega = \sqrt{k/m}$, and the regime of validity of this expression is that range of T for which the rightmost term in μ_t is small compared to the middle term (i.e., $k_B T < k_B T_4 \equiv k^2/\gamma$). In the case of (10,10) nanotubes, the upper limit to the T range for which this expression is valid is about 13,000 K (based on our fits to the Girifalco potential $U(\rho)$: $k = 1.32$ eV/Å² and $\gamma = 1.58$ Å⁻⁴). Thus, the expansion suffices in practice throughout the relevant range of T .

The present case corresponds to $x \approx 32$ K/ T , which is much less than 1 at room temperature. Therefore, it is appropriate to substitute the fully classical expression for μ_t :

$$-\beta\mu_t = \ln \left(\frac{1}{\lambda_T^2} \int d^2\mathbf{r} e^{-\beta U(\rho)} \right) \quad (7)$$

Here $\lambda_T = (2\pi\beta\hbar^2/m)^{1/2}$ is the de Broglie thermal wavelength of the molecule, which is about 0.04 Å at room temperature. The resulting expression for μ_t in the case of a harmonic potential with a small quartic term coincides with the classical limit ($x \ll 1$) of the preceding quantum expressions for both μ_t and the transverse contribution to the specific heat (per molecule), C_t/N :

$$\mu_t = U_0 + \frac{2}{\beta} \ln(x) + \frac{8\gamma}{(\beta\omega^2 m)^2} \quad (8)$$

$$\frac{C_t}{Nk_B} = 2 - \frac{16\gamma}{\beta(\omega^2 m)^2} = 2 - 16 \frac{T}{T_4} \quad (9)$$

This includes a constant contribution (expected for two harmonic motions in the classical regime of T), plus an anharmonic term proportional to T .

Figure 1 shows μ_t as a function of T , computed using the different approximations described above. The full line is the quantum result (Eq. (6)) obtained assuming the nearly harmonic transverse potential of Eq. (5). It is interesting to note that the corresponding classical expression, Eq. (8), is extremely similar to the quantum one (they coincide in the figure), showing that quantum effects are really negligible. The dashed line shows the classical result Eq. (7) using the exact potential. For $T > 500$ K, the curves start to differ as the real shape of the potential deviates from the quartic approximation.

The solution of the remaining 1D problem of interacting buckyballs requires a numerical calculation, in general. Quantum calculations have been carried out for some 1D fluids (helium and hydrogen^{2,3} in their ground states), but for classical systems at finite T the determination of the equation of state is more straightforward. Specifically, the equation of a 1D classical system assumes an analytic form in the case when nearest neighbor interactions adequately represent the total potential energy²⁰. We assume that to be the case here (and justify that in Section III) so that we may write down an expression relating the 1D density, $N/L = 1/a$, in terms of the 1D pressure P :

$$\frac{1}{a} = \frac{\int_0^\infty dz e^{-\beta[V(z)+zP]}}{\int_0^\infty dz z e^{-\beta[V(z)+zP]}} \quad (10)$$

where $V(z)$ is the C₆₀-C₆₀ interaction given by Eq. (2). Similar results were reported recently by Hodak and Girifalco^{16,17}.

Figure 2 shows the “compression ratio”, i.e. the ratio of P to the pressure of an ideal 1D gas ($k_B T/a$); the interaction effects can be clearly observed. The pressure is evidently reduced by interactions over an extended density range until the point when the molecules start to come nearly into contact ($a \approx 12.5 \text{ \AA}$ at $T = 300 \text{ K}$), above which density the pressure rises extremely rapidly. One observes that the C₆₀ gas behavior is nearly ideal at $T > 1000 \text{ K}$ while the effects of the interaction are quite significant below room temperature. The Boyle temperature is around 1400 K. The calculated behavior and high characteristic temperature are not surprising in view of the fact that the well depth of the pair potential is about 3200 K.

The 1D pressure can be integrated (according to the Gibbs-Duhem relation) to obtain the total chemical potential of the C₆₀ fluid at temperature T and density $1/a$:

$$\mu(T, a) = \mu_t(T) + \mu_{id}(T, a_0) + \int_{P_0}^P a(P', T) dP' \quad (11)$$

Here $\mu_{id}(T, a_0) = k_B T \ln(\lambda_T/a_0)$ is the chemical potential of a 1D ideal gas at a reference density ($1/a_0$) that is low enough for the fluid to be ideal²¹. The integration domain extends from the reference pressure $P_0 = k_B T/a_0$ to the pressure corresponding to the specified spacing a . The result of this analysis appears in Figure 3 for a range of temperatures.

Figure 4 exhibits the effects of the interaction on the chemical potential, expressed in terms of the difference between the chemical potential of the (fully interacting) system and that of an ideal system which has the mutual interactions “turned off”:

$$\Delta\mu_{int}(T, a) = \mu(T, a) - [\mu_t(T) + \mu_{id}(T, a)] = \int_{P_0}^P \left(a(P', T) - \frac{k_B T}{a'} \right) dP' \quad (12)$$

The rightmost integral may alternatively be expressed in terms of the 1D compressibility, $\kappa = -(\partial \ln a / \partial P)_T$ as follows:

$$\Delta\mu_{int}(T, a) = \int_\infty^a \left(\frac{k_B T}{a'} - \frac{1}{\kappa(a', T)} \right) da' \quad (13)$$

Because the attraction dominates the effect of the interaction over most of the density range shown in Figures 2 to 4, the chemical potential shift due to the interaction is negative until one reaches high density.

III. CORRECTIONS TO THE MODEL

We assess three corrections to the preceding section’s results. One is the long range correction to the thermodynamic properties. This is the energy shift associated with the neglect of interactions other than nearest neighbors and could be written in terms of the probability per unit length $P_{>}(x)$ that a second, third or other (than first) nearest neighbor is present at distance x . Since we seek only an estimate of its effect, we take $P_{>}(x)$ to be a Heaviside step function for $|x| > 2\sigma$, where σ is the hard core diameter (7.1 Å) of the C₆₀ molecule. Then, our approximate energy correction per molecule due to this neglect is given by

$$\Delta E_{>}/N = \int_{2\sigma}^\infty \frac{dz}{a} V(z) \quad (14)$$

Note that a “missing” factor of (1/2) is cancelled by the omission of the region $z < 0$. If the potential $V(z)$ were the familiar Lennard-Jones 6-12 interaction, the result of this integration would be $\Delta E_{>}/(N\epsilon) = -\sigma/(40a)$ (where ϵ is the well depth), which represents a negligible correction of the energy.

The second correction we assess is the quantum correction. To do this, we introduce a phonon model as a means of characterizing the dynamics of the fluid. As was shown recently⁵, for a Lennard-Jones system in its ground state, the ratio of the zero-point energy E_{zp} to the pair potential well depth ϵ is

$$\frac{E_{zp}}{\epsilon} = 2^{4/3} \frac{3}{\pi^2} \Lambda^* \quad (15)$$

Here $\Lambda^* = h/[\sigma(m\epsilon)^{1/2}]$ is the de Boer quantum parameter. In the case of a C₆₀ modeled by such an interaction²², $\Lambda^* \approx 0.003$, so this ratio is 0.002. This indicates that the quantum effects are small even in the ground state. They become even smaller (relatively speaking) with increasing T and can be neglected at $T > E_{zp}/k_B$, which is of order 10 K for C₆₀.

Finally, we estimate the effect on the mutual interaction energy of the molecules’ motion perpendicular to the axis. To do so, we evaluate the expectation value of the

difference in potential energy due to changing the approximate separation of a pair of molecules (z_{ij}) used in Eq. (1) into their fully 3D separation $r_{ij} = (\rho_{ij}^2 + z_{ij}^2)^{1/2}$. To lowest order in the transverse separation, the difference in potential energy is $\Delta V(z) = V'(z)[\rho_{ij}^2/(2z_{ij})]$, where the prime means a derivative. Substituting the mean value $\langle \rho_{ij}^2 \rangle = 2d^2$, the energy shift per molecule due to this substitution is obtained from the radial distribution function $g_{1D}(z)$:

$$\frac{\Delta E_t}{N} = \int dz g_{1D}(z) \frac{V'(z)d^2}{z} \quad (16)$$

For this estimate, we substitute for $g_{1D}(z)$ a step function at $z = \sigma$. The result for a Lennard-Jones potential is

$$\frac{\Delta E_t}{N\epsilon} = -\frac{24}{91} \frac{d^2}{a\sigma} \quad (17)$$

For a (10,10) tube in a high density case, with $a = \sigma \approx 9.5$ Å, for example, at room temperature ($d = 0.5$ Å), we obtain $\Delta E_t/(N\epsilon) = 6 \times 10^{-4}$, which is negligibly small (using $\epsilon \approx 3200$ K). Although this is a relatively crude estimate, the order of magnitude is plausible in view of the small ratio of d/a . Evidently, the small value of ΔE_t implies that the 1D approximation is adequate for the present circumstances.

IV. TRANSITIONS DUE TO INTERACTIONS WITH NEIGHBORING TUBES

In this section we evaluate an interesting possibility—transitions of the C_{60} fluid as a result of molecular interactions between buckyballs in neighboring tubes. In our analysis, we assume an infinite array of perfectly parallel and identical tubes and chemical equilibrium among the C_{60} molecules. Under these circumstances, molecules in nearby tubes can undergo a cooperative transition, a condensation to a 3D liquid. A qualitatively similar problem (condensation of helium confined within interstitial channels of a carbon nanotube bundle) was studied previously by our group, using a Monte Carlo evaluation of a lattice gas model⁶.

The present analysis is carried out first by perturbation theory; then, a comparison is made with an exactly solved model that captures the essential physics but employs a number of simplifications. Although neither model is completely satisfactory, we will see that the two sets of results are quite similar because the key predictions (parameters of the critical point) turn out to be only weakly dependent on the assumptions.

The perturbation theory is based on the shift in free energy of the system due to interactions between molecules in neighboring tubes, ΔF_{inter} :

$$\Delta F_{inter} = \frac{N\nu}{2a} \int_{-\infty}^{\infty} dz V[(b^2 + z^2)^{1/2}] \quad (18)$$

Here b is the separation between tubes and ν is the number of nearest neighbor tubes. This expression assumes a simple form in the case when b is sufficiently large that the interaction may be approximated by the asymptotic form $V(r) \approx -C_6/r^6$, in which case the integration yields

$$\Delta F_{inter} = -\nu N \frac{3\pi}{16} \frac{C_6}{b^5} \frac{1}{a} \quad (19)$$

Including this term in the equation of state yields a relation for the shift of the 1D pressure proportional to $1/a^2$

$$P = P_{1D} - \frac{\alpha}{a^2} \quad ; \quad \alpha = \nu \frac{3\pi}{16} \frac{C_6}{b^5} \quad (20)$$

Note that $\alpha = (3\nu\pi/16)bV(b)$; thus it is proportional to the product of the strength of the transverse interaction and the number of neighbors interacting with a molecule ($\approx b/a$).

Figure 5 shows the effect on the isotherms of including the intertube interaction term. One observes that van der Waals loops develop, indicating the appearance of a phase transition. Figure 6 shows how the critical temperature T_c varies with the parameter α . For a typical lattice of (10,10) tubes with $b = 17$ Å and $\nu = 6$, $\alpha \approx 2180$ K Å which yields $T_c \approx 530$ K. There is a singular rise of T_c for small α , followed by a region of weaker dependence. We may understand this behavior by examining an alternative model, the anisotropic Ising model applied to the lattice gas version of this problem. As shown by Fisher²⁵, for the case of such a model with nearest neighbor interactions J_l along the 1D chains and transverse interactions J_t , the critical temperature is given by the expression

$$k_B T_c = \frac{2J_l}{\ln(1/c) - \ln[\ln(1/c)]} \quad (21)$$

where $c = J_t/J_l$. This is an asymptotic formula valid when $c < 0.1$ (weak transverse interaction). Figure 6 shows the dependence derived from this expression when the values $J_l = 800$ K and $J_t = 18.2$ K are substituted in the Fisher formula. The result is seen to track the perturbation theory behavior well. This similarity is surprising, at first sight, because the perturbation theory is a mean field theory, neglecting density fluctuations in adjacent tubes. We rationalize this agreement by noting that the exact calculation yields critical exponents (3D Ising model) that are, in fact, different from those of the mean field perturbation theory. On the other hand, in 3D, one does not expect a large error in the mean field theory value of the critical temperature²³.

System	$ \Phi(r_0) $ (eV)	r_0 (Å)	r_1 (Å)
C ₆₀ -C ₆₀	0.278	10.05	7.10
C ₆₀ -(10,10) tube	0.537	13.28	10.12

TABLE I: Parameters of the universal function Eq. (2) for the carbon structures investigated.

Finally, we note that Carraro has described the possibility of a crystallization transition for such a problem²⁴. To estimate the onset temperature for this freezing, we simply evaluate the energy difference ΔE_f between the ground state crystal and the energy of the alternative fluid state. This is determined by comparing the energy computed above (ΔF_{inter}) for the intertube interaction energy. The difference is just the difference between the integral and the sum that arises when the buckyballs are located in lattice sites, separated by a :

$$\Delta E_f = -\frac{\nu C_6}{2a^6} \left[\sum_n \frac{1}{(\delta^2 + n^2)^3} - \int_{-\infty}^{\infty} \frac{dz}{(\delta^2 + z^2)^3} \right] \quad (22)$$

where $\delta = b/a$. The difference would be identically zero if the Euler-MacLaurin theorem were analytically used to evaluate it. The integral can be analytically evaluated yielding $3\pi/(8\delta^5)$. Hence, we compute the sum numerically and find the difference. It is negligible small when $b/a > 2$ and increases as b/a goes to zero. This is shown in Figure 7, expressed as a freezing temperature

$$T_f = \Delta E_f/k_B \quad (23)$$

In the case of C₆₀ inside (10,10) tubes, $b/a = 1.7$ and $T_f \approx 0.5K$. Such small values of T_f imply that such a transition will be difficult to observe in the laboratory.

Acknowledgments

We are grateful to Victor Bakaev, Mary J. Bojan, Karl Johnson, Carlo Carraro, Louis Girifalco, Miro Hodak and David Luzzi for stimulating and helpful comments and to NSF and the Petroleum Research Fund of the American Chemical Society for their support.

-
- ¹ A.D. Migone and S. Talapatra, "Gas Adsorption on Carbon Nanotubes", to appear in the Encyclopedia of Nanoscience and Nanotechnology to be published by American Scientific Publishers, editor H. S. Nalwa.
- ² M. Boninsegni, S.Y. Lee, V.H. Crespi, Phys. Rev. Lett. **86**, 3360 (2001).
- ³ J. Boronat, M.C. Gordillo, and J. Casulleras, J. Low Temp. Phys. **126**, 199 (2002); M.C. Gordillo, J. Boronat, J. Casulleras, Phys. Rev. B **65**, 014503 (2002); M.C. Gordillo, J. Boronat, J. Casulleras, J. Low Temp. Phys. **121**, 543 (2000); M.C. Gordillo, J. Boronat, J. Casulleras, Phys. Rev. Lett. **85**, 2348 (2000).
- ⁴ M.M. Calbi, M.W. Cole, S.M. Gatica, M.J. Bojan and G. Stan, Rev. Mod. Phys. **73**, 857 (2001).
- ⁵ M.M. Calbi and M.W. Cole, Phys. Rev. B **66**, 115413 (2002).
- ⁶ M.W. Cole, V.H. Crespi, G. Stan, C. Ebner, J.M. Hartman, S. Moroni, and M. Boninsegni, Phys. Rev. Lett. **84**, 3883 (2000).
- ⁷ M.K. Kostov, H. Cheng, R.M. Herman, M.W. Cole, J.C. Lewis, J. Chem Phys. **116**, 1720 (2002).
- ⁸ B.W. Smith, M. Monthieux and D.E. Luzzi, Nature **296**, 323 (1998).
- ⁹ M. Monthieux, Carbon **40**, 1809 (2002).
- ¹⁰ J. Vavro, M.C. Llaguno, B.C. Satishkumar, D.E. Luzzi, and J.E. Fisher, App. Phys. Lett. **80**, 1450 (2002); D.E. Luzzi, B.W. Smith, Carbon **38**, 1751 (2000); D.J. Hornbaker et al, Science **295**, 828 (2002).
- ¹¹ B.W. Smith, M. Monthieux and D.E. Luzzi, Chem. Phys. Lett. **315**, 31 (1999).
- ¹² X. Liu, T. Pichler, A. Knupfer, et al, Phys. Rev. B **65**, 045419 (2002).
- ¹³ L.A. Girifalco, M. Hodak, R.S. Lee, Phys. Rev. B **62**, 13104 (2000).
- ¹⁴ M. Hodak, L.A. Girifalco, Phys. Rev. B **64**, 035407 (2001).
- ¹⁵ M. Hodak, L.A. Girifalco, Chem. Phys. Lett. **350**, 405 (2001).
- ¹⁶ M. Hodak, PhD thesis, University of Pennsylvania, unpublished (2002).
- ¹⁷ L.A. Girifalco and Miroslav Hodak, Appl. Phys. A, in press.
- ¹⁸ L.A. Girifalco and Miroslav Hodak, Phys. Rev. B **65**, 125404 (2002).
- ¹⁹ E. Hult, H. Rydberg, B.I. Lundqvist, and D.C. Langreth, Phys. Rev. B **59**, 4708 (1999).
- ²⁰ H. Takahashi, *Mathematical Physics in One Dimension*, edited by E.H. Lieb and D.C. Mattis (Academic Press, New York, 1966), pp. 25-27; F. Gürsey, Proc. Cambridge Philos. Soc. **46**, 182 (1950).
- ²¹ The choice of this reference is arbitrary because the a_0 term cancels out after the integral is performed.
- ²² If a Lennard Jones type of potential was used to characterize the C₆₀ - C₆₀ interaction, the parameters would be: $\epsilon \approx 3200$ K and $\sigma \approx 9.5$ Å.
- ²³ For the 3D Ising model, the mean field theory's error in T_c is $\approx 33\%$.
- ²⁴ C. Carraro, Phys. Rev. Lett. **89**, 115702 (2002); Phys. Rev. B **61**, R16351 (2000).
- ²⁵ M.E. Fisher, Phys. Rev. **162**, 480 (1967); T. Graim and D.P. Landau, Phys. Rev. B **24**, 5156 (1981).

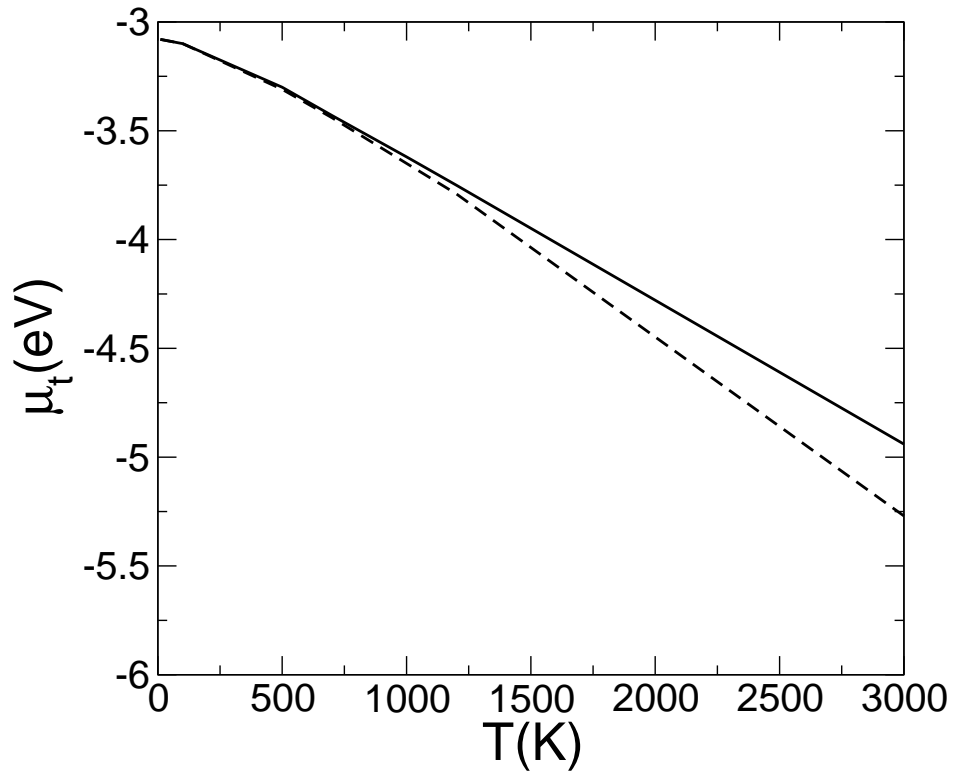


FIG. 1: The transverse chemical potential μ_t as function of temperature. The full line corresponds to the quartic approximation of the potential (Eq.5); quantum and classical results (Eqs. (6) and (8)) are so similar that they cannot be distinguished over the whole range of T . The dashed line shows the classical result using the full potential, Eq. (7).

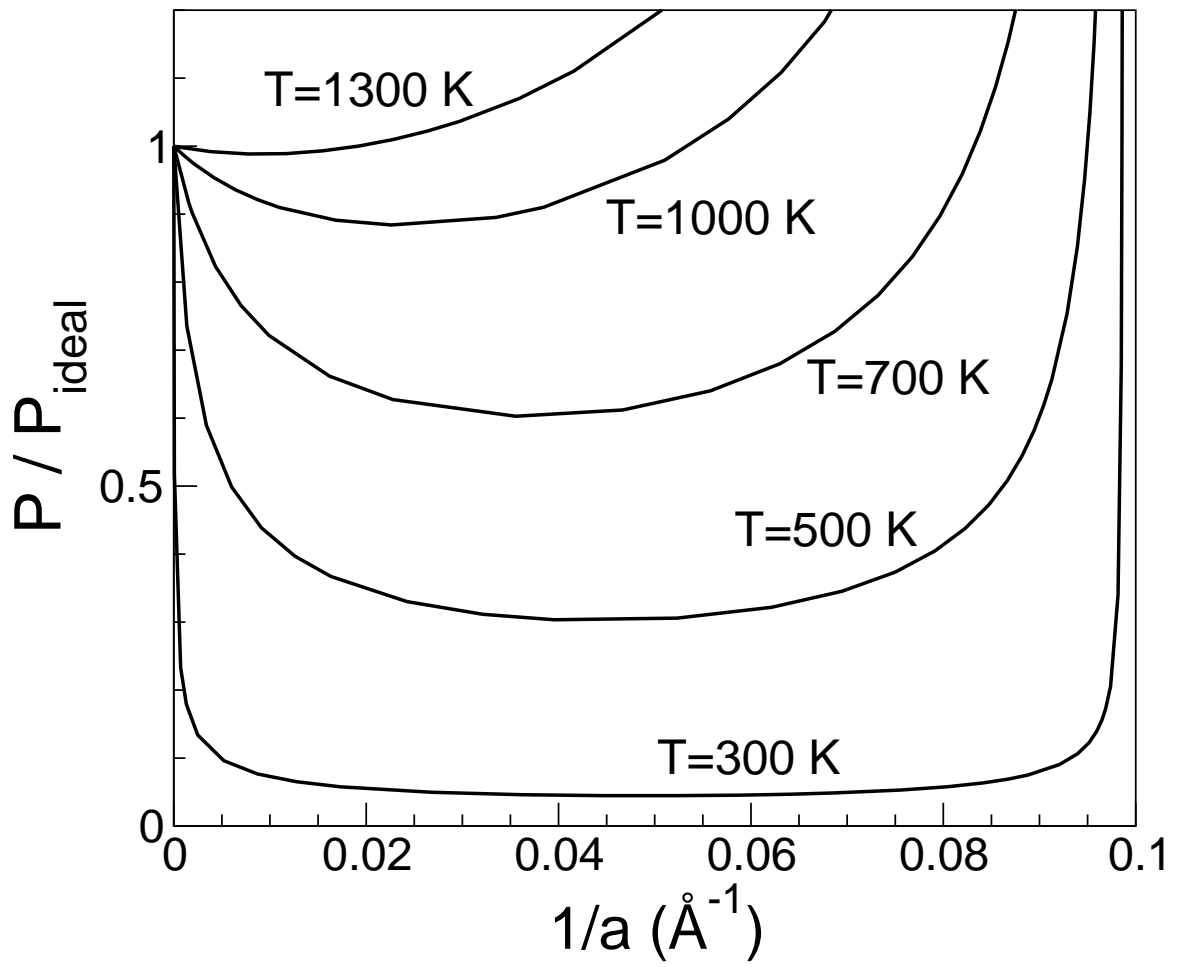


FIG. 2: Compression ratio at various temperatures of the 1D pressure P to that of an ideal 1D gas, $P_{ideal} = k_B T/a$, as a function of the density $1/a$.

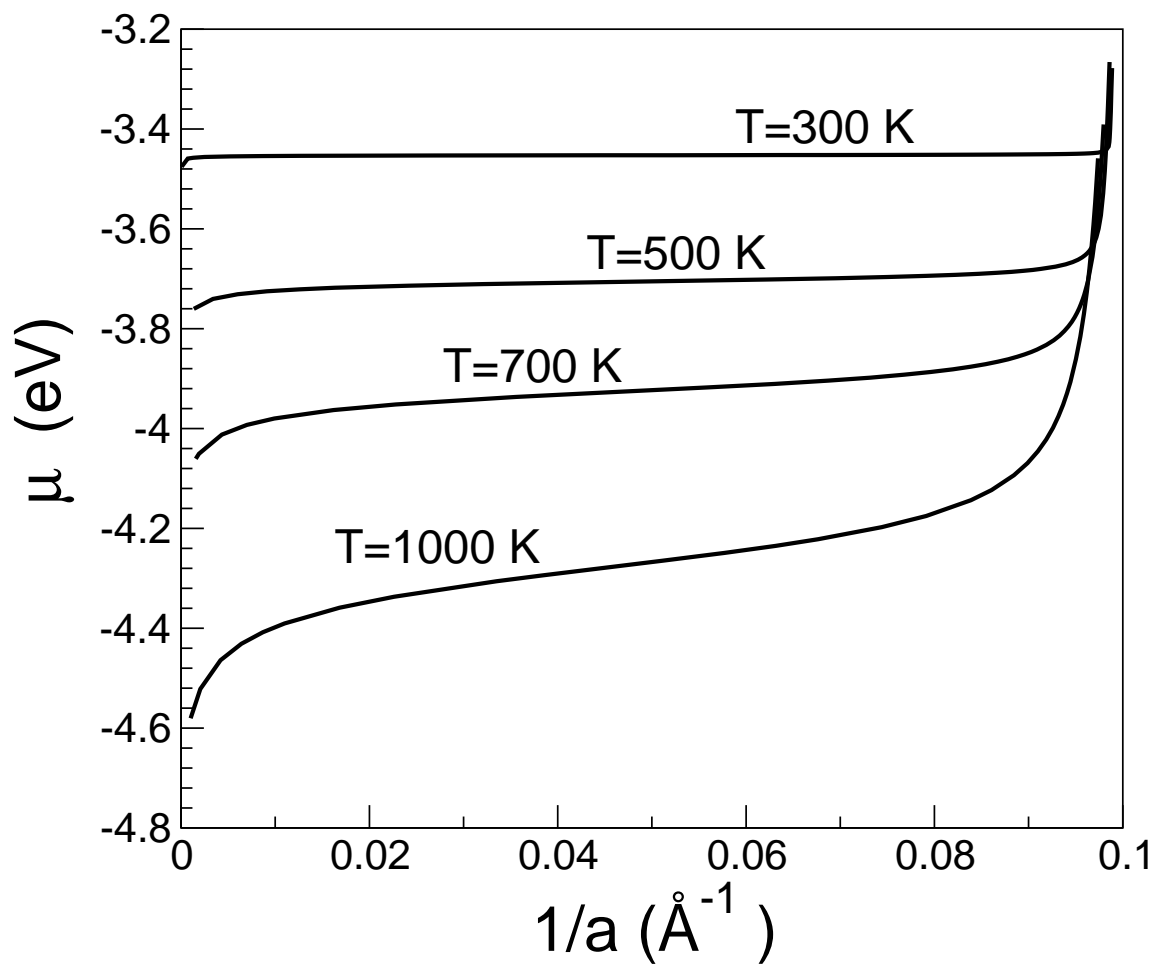


FIG. 3: Total chemical potential $\mu(T, a) = \mu_t(T) + \mu_z(T, a)$ of the C_{60} fluid as a function of molecular density $1/a$ and temperature T .

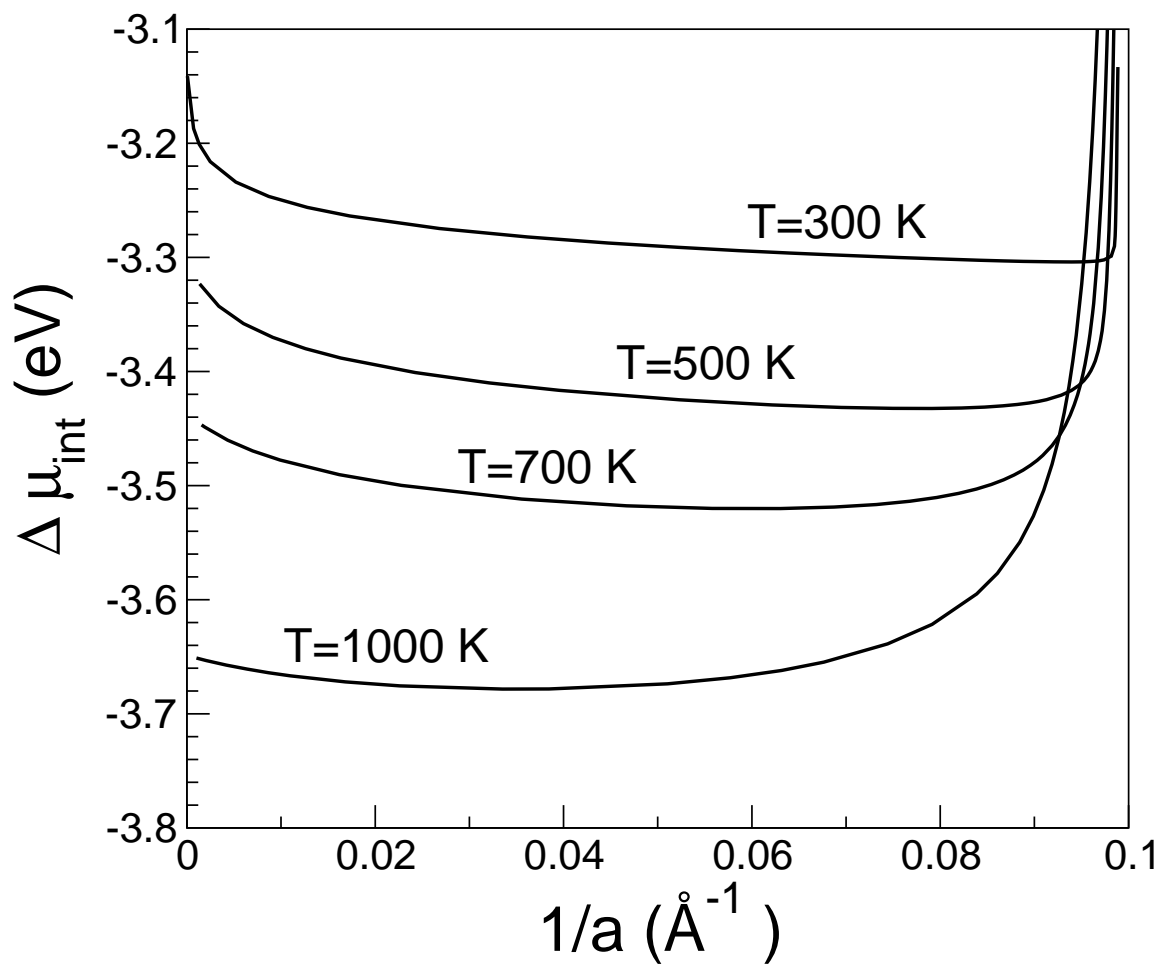


FIG. 4: Chemical potential shift due to the intermolecular interactions $\Delta\mu_{int}(T, a)$ as a function of $1/a$.

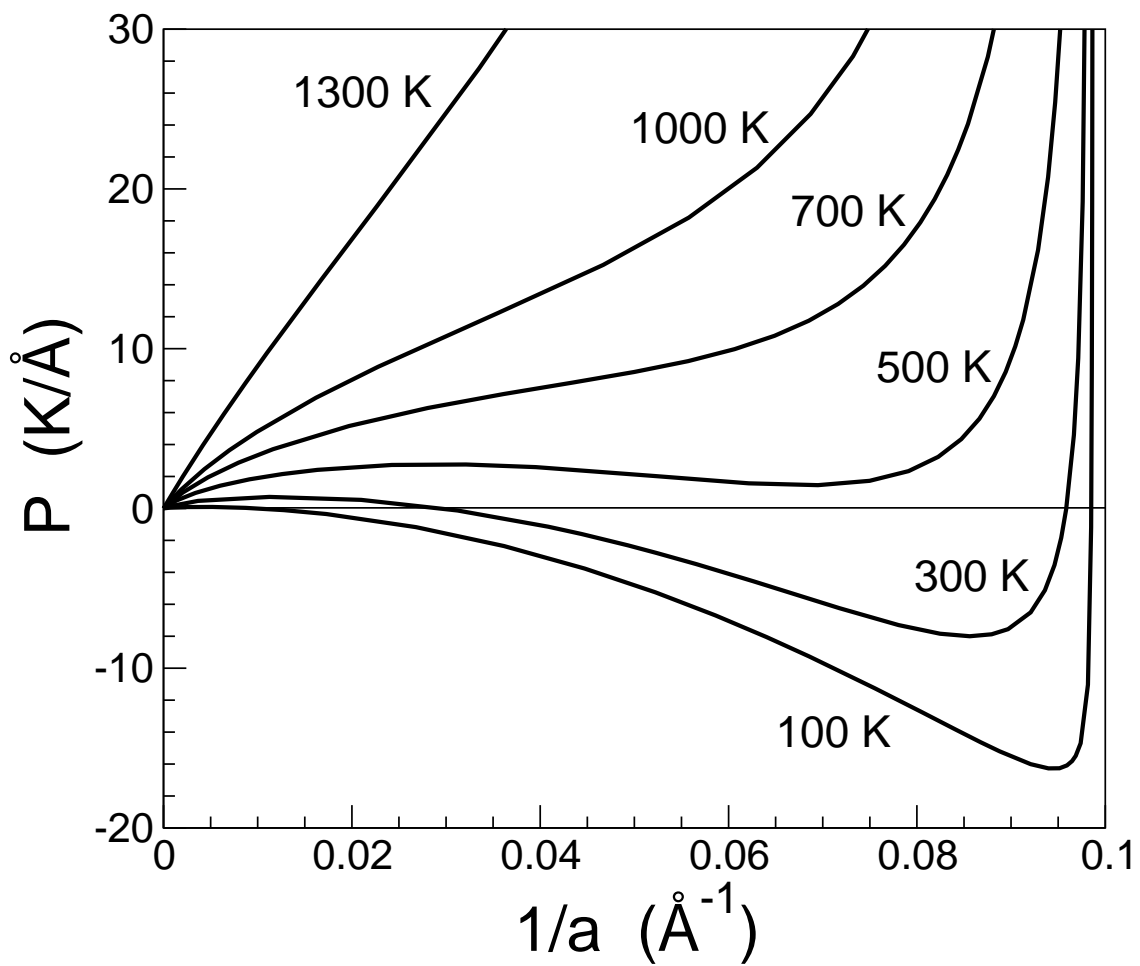


FIG. 5: Effects of the interaction between C_{60} molecules in nearest neighbor tubes ($\alpha = 2180 \text{ K \AA}$). The isotherms develop van der Waals loops as a function of the temperature, with a critical temperature around 530 K.

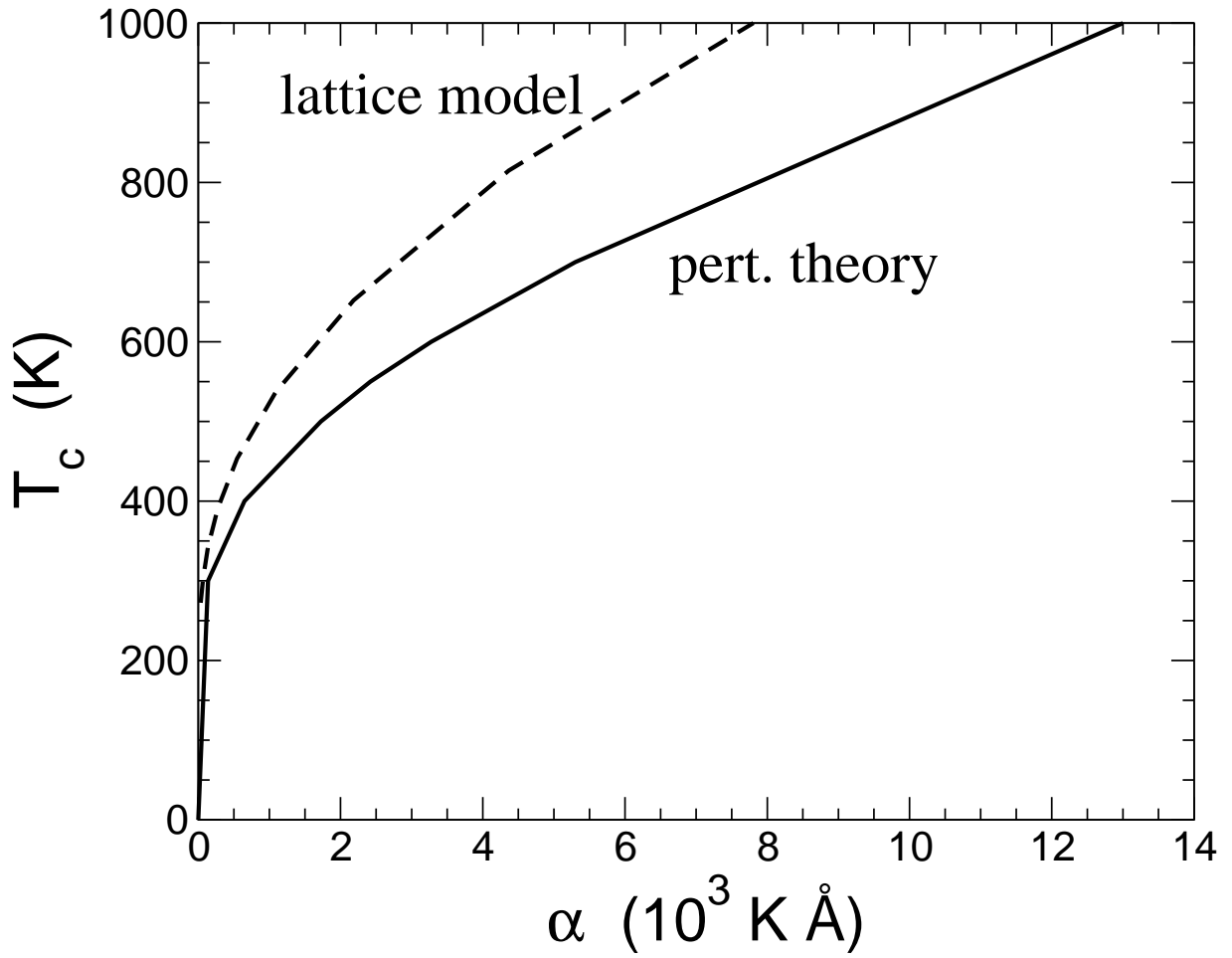


FIG. 6: Dependence of the critical temperature T_c on the strength of the transverse interaction and geometry of the tube lattice, given by the parameter α . The full curve corresponds to the perturbation theory results and the dashed one indicates the anisotropic lattice model predictions (see text).

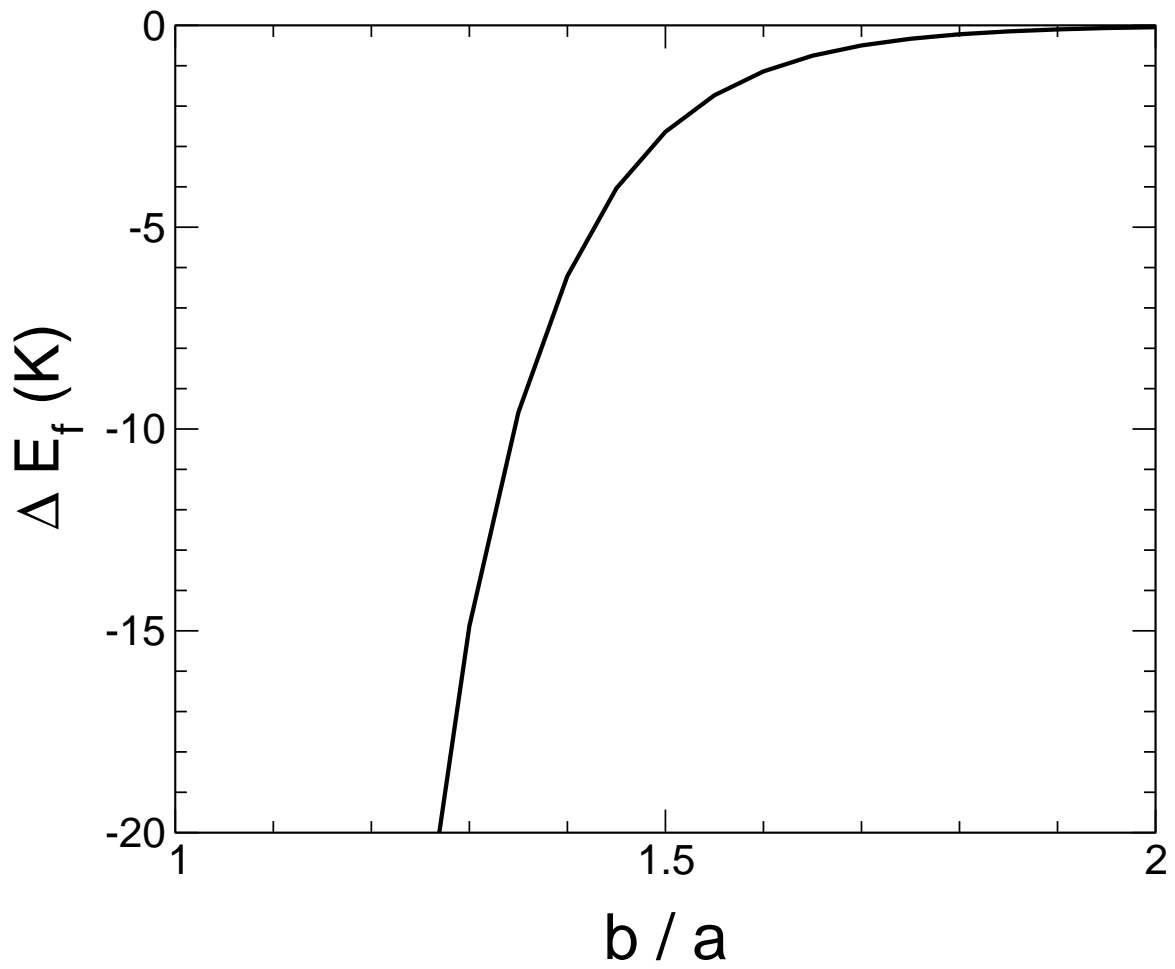


FIG. 7: Energy difference ΔE_f between the ground state crystal and the fluid state as a function of the dimensionless separation between tubes $\delta = b/a$.