

Information weights of nucleotides in DNA sequences

M.R. Dudek¹, S. Cebrat², M. Kowalczyk², P. Mackiewicz², A. Nowicka²,
D. Mackiewicz², M. Dudkiewicz²

¹ *Institute of Physics, University of Zielona Góra,
ul. A. Szafrana 4a, PL-65516 Zielona Góra, Poland*

² *Department of Genetics, Institute of Microbiology,
University of Wrocław, ul. Przybyszewskiego 63/77,
PL-54148 Wrocław, Poland*

The coding sequence in DNA molecule is considered as a message necessary to be transferred to receiver, the proteins, through a noisy information channel and each nucleotide is assigned a respective information weight. With the help of the nucleotide substitution matrix we estimated the lower bound of the amount of information carried out by nucleotides which is not subject of mutations. We used the calculated weights to reconstruct k -oligomers of genes from the *Borrelia burgdorferi* genome. We showed, that to this aim there is sufficient a simple rule, that the number of bits of the carried information cannot exceed some threshold value. The method introduced by us is general and applies to every genome.

PACS numbers: 87.10.+e, 87.14.Gg

I. INTRODUCTION

Since the famous paper by Crick et al.[1] it is generally accepted that there exists, in all living organisms, a code that makes possible information transfer from the sequences of four nucleotides in DNA to the sequences of 20 amino acids in proteins. Namely, the protein sequence is coded by codons which are the triplets of nucleotides - each corresponding to one amino acid in a protein sequence. There are 64 possible triplets and only 20 amino acids. Hence, the genetic code is degenerated. Crick et al.[1] proved, that codons are always read from the start, codon after codon, they do not overlap, there are no commas between them. Therefore, each strand of the coding region of a DNA molecule could be read in three different reading frames and all the statistical analyses of the coding properties of the DNA sequences should be done in a specific reference system consistent with the triplet nature of the genetic code [2, 3, 4]. Any other analysis basing only on a single sequence of nucleotides averages the coding information of the sequence and the coding structure cannot be observed clearly. Crick [5], formulated the *Central Dogma* of molecular biology, stating that genetic information first has to be transferred from DNA to RNA and next from RNA to protein. The wide discussion of the Central Dogma problem can be found in papers by Yockey [6]-[8]. The genetic code is universal in the sense that it is used by all living organisms and there is no found a counterexample until now. Thus, there should be the same simple rule in using the genetic code, does not matter how complex the organism is.

The coding sequence in DNA molecules can be thought as a message necessary to be transferred from source to receiver through a noisy information channel, e.g. [7], [8]. Hence, the four letter alphabet (A,T,G,C) in DNA should be translated into a 20 letter alphabet of amino acids in protein. Shannon [9] considered the generation

of a message to be a Markov process, subject to a noise, and he introduced an expression for the measure of information in a message

$$H = -k \sum_i p_i \log p_i, \quad (1)$$

known as information entropy, where i denotes letters of the alphabet under consideration, p_i represents the probability of the symbol i , and the coefficient k is for the purpose of a unit of measure. In the case of binary alphabet, one usually chooses logarithm base 2 in the above expression. Then, the amount of information in a message is measured with the help of an average number of bits necessary to code for all possible messages in optimal way. For example, the field, SEX, in a database needs only one bit to code for male and female, e.g. 0 = female and 1 = male. The question rises, how many bits are necessary to measure the amount of information carried by A,T,G,C in DNA coding sequences? If there is no additional information about the frequency of the occurrence of the nucleotides, then two bits are necessary for each nucleotide. On the other hand, the codons, coding for amino acids, need six bits of information for each codon, whereas the amino acids need on average only four bits. The additional information about the nucleotides, e.g., the compositional bias of DNA leading strand and lagging strand, makes possible to optimize the code in the way that the most frequent nucleotides can be represented by the smaller number of bits than the less frequent ones. However, there is an essential problem of the stability of such code with respect to noise (e.g., during translation process). This is the case if the one-bit code representing the field SEX in databases had been accidentally substituted by its counterpart in the process of reading this database. Thus, the amount of information representing the code under consideration cannot be too small and it should depend on the level of noise.

The sense of the Shannon's channel capacity theorem is that if one wants to send a message from source to receiver, with as few errors as possible, then the code of the message should possess some redundancy. The problem is how to find the suitable units measuring the genetic code? Yockey [8], showed that codon cannot transfer 1.7915 bits of its six-bit alphabet to the protein sequence even if there are no errors (noise). This is almost 30% of the total information carried out by codons. We showed, that in the case of the *B.burgorferi* genome the lower bound of the fraction of nucleotides, which is not subject to mutations could represent even about 36% of the nucleotide occurrence in the genes. Thus, the number of bits, which cannot be transferred, could be much larger.

The necessity of the suitable weight given to nucleotides, in such a way that they be consistent with the amino acid structure, is notified also in papers dealing with DNA symmetry consideration in terms of group theory [13]. In the following, we suggested an example of the information weights given to nucleotides, which is sufficient for statistical analyses in the scale of whole genome. In particular, we showed that only one requirement on the capacity of the information channel, that the number of bits transferred through the channel in a message ($3k$ -oligomer) cannot exceed a suitable threshold value, is sufficient to reproduce the nucleotide composition in each codon of the $3k$ -oligomers.

The problem discussed by us is closely related with designing DNA codes, which is important for biotechnology applications, e.g. in storing and retrieving information in synthetic DNA strands or as molecular bar codes in chemical libraries. This has been discussed recently by Marathe et al.[14] (see also very rich literature within).

II. INFORMATION WEIGHTS OF NUCLEOTIDES

In papers [15],[16],[17], we concluded that in natural genome the frequency of occurrence f_j of the nucleotides ($j=A, T, G, C$), in the third position in codons, is linearly related to the respective mean survival time τ_j ,

$$f_j = m_0 \tau_j + c_0, \quad (2)$$

with the same coefficients, m_0 and c_0 , for each nucleotide. The coefficient m_0 is proportional to mutation rate u , experienced by the genome under consideration. This means, that in natural genome, with balanced mutation pressure and selectional pressure, the nucleotide occurrences are highly correlated. This observation does not contradict to the Kimura's neutral theory [18] of evolution, which assumes the constancy of the evolution rate, where the mutations are random events, much the same as the random decay events of the radioactive decay. Actually, the mutations are random but they are correlated with the DNA composition. Thus, the frequency f_j contains information specific for genome and therefore it seems to be a natural candidate to model information

weight for nucleotides. In this case, the entropy (Eq. 1) of a message consisting of symbols A, T, G, C reads as

$$H = \sum_{j=A,T,G,C} f_j \log_2\left(\frac{1}{f_j}\right) = \langle \log_2\left(\frac{1}{f_j}\right) \rangle, \quad (3)$$

where $\log_2\left(\frac{1}{f_j}\right)$ represents the number of bits necessary to code nucleotide j in optimal way, and the brackets in the last expression denote an expectation value of the number.

The question rises, whether we could estimate a fraction \tilde{f}_j in the frequency f_j , which is not influenced by nucleotide substitutions. To answer the question, we considered the probability, that nucleotide j becomes non-mutated, which is equal to

$$P_j = 1 - u \sum_{i \neq j} W_i, \quad (4)$$

where W_i is the relative mutation probability,

$$W_j = \sum_{i \neq j} W_{ij}, \quad (5)$$

being a sum of the relative probabilities that nucleotide j will mutate to the nucleotide i , and $W_A + W_T + W_G + W_C = 1$. The parameter u represents mutation rate. In the case of the *B.burgdorferi* genome, we have found ([15],[16],[17]) an empirical mutation table, applying for genes of leading DNA strand, where the values of W_{ij} are the following:

$$\begin{aligned} W_{GA} &= 0.0667 & W_{GT} &= 0.0347 & W_{GC} &= 0.0470 \\ W_{AG} &= 0.1637 & W_{AT} &= 0.0655 & W_{AC} &= 0.0702 \\ W_{TG} &= 0.1157 & W_{TA} &= 0.1027 & W_{TC} &= 0.2613 \\ W_{CG} &= 0.0147 & W_{CA} &= 0.0228 & W_{CT} &= 0.0350 \end{aligned} \quad (6)$$

The probability W_j is related to the mean survival time in Eq. 2 as follows (derivation can be found in [15]):

$$\tau_j = -\frac{1}{\ln(1 - u W_j)} \approx \frac{1}{u W_j}. \quad (7)$$

In the extreme case of $u = 1$, we can obtain the lower bound for the probability P_j (Eq. 4) that nucleotide j becomes unchanged by mutation at some instant of time t . We used these values to construct information weights for nucleotides without the contribution of the substitutions. To this aim, we normalized the probabilities, P_j , and each nucleotide has been assigned a value

$$B_j = \log_2(1/P_j), \quad (8)$$

being an average number of bits necessary to code this nucleotide in optimal way. We have got the following values for the information capacity of the particular nucleotides,

$$B_A = 1.79457, B_T = 1.89278, B_G = 2.27122, B_C = 2.08743. \quad (9)$$

In Fig. 2 there is presented, what is the fraction \tilde{f}_j in the frequency f_j of non-mutated nucleotides when $u = 1$. This fraction has been obtained with the help of the normalized probabilities P_j :

$$\tilde{f}_j = P_j f_j. \quad (10)$$

In the other extreme case when $u = 0$ (no substitutions) the slope of the corresponding line in Fig. 1 would be equal to $\pi/4$. Hence, the lower bound on the fraction of nucleotides, which is not subject to mutations represents about 36% of the nucleotide occurrence in the genes. The observed, in Fig. 1, linear relation between the fraction f_j of nucleotide in coding sequences and the fraction \tilde{f}_j of non-mutated nucleotides in the fraction is implicated by the linear law in Eq. 2.

The numbers in Eq. 9 can be compared to the corresponding values originating from nucleotide occurrence f_j in the position (3) in codons of genes. They are the following:

$$B_A = 1.7123, B_T = 1.0356, B_G = 2.8439, B_C = 3.8841. \quad (11)$$

Notice, that both series of information weights share the same order of appearance.

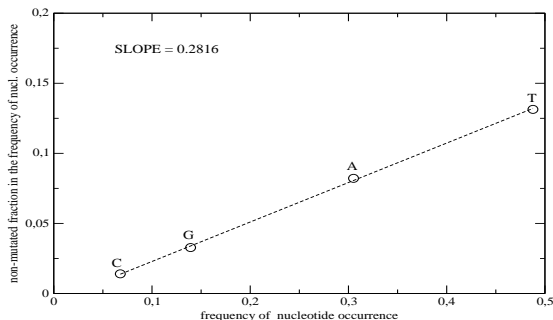


FIG. 1: Relation between fraction of non-mutated nucleotides and their frequency of occurrence in the case of the coding sequences of the *B.burgdorferi* genome. The lower bound for the fraction of non-mutated nucleotides is presented when the mutation rate $u = 1$.

III. INFORMATION WEIGHTS OF AMINO ACIDS

Recently[19], we showed that the mean survival time of amino acids depends on their frequency of occurrence in proteins according to a power law,

$$\tau_j \sim F_j^\alpha, \quad (12)$$

where j denotes 20 amino acids. The exponent has a negative value in the case of both selection pressure and

TABLE I: Average number of bits representing 20 amino acids calculated with the help of the PAM1 substitution table published by Jones et al. [10].

amino acid	average number of bits
A	3.9382
R	3.3455
N	4.9298
D	4.9286
C	4.9177
Q	4.9273
E	4.9307
G	3.9266
H	4.9230
I	4.3469
L	3.3503
K	4.9301
M	5.9207
F	4.9221
P	3.9233
S	3.3570
T	3.9344
W	5.9157
Y	4.9228
V	3.9362

TABLE II: The lower and upper bound for the average number of bits representing 6-tuples of nucleotides in position (1),(2), and (3) in codons of 18-oligomers cut off from the genes of the *B.burgdorferi* genome, and the 6-tuples of the corresponding amino acids.

	amino acids	nucl.(1)	nucl.(2)	nucl.(3)
lower bound	20.0778	10.7674	10.7674	10.7674
upper bound	31.5625	13.4435	13.6273	13.0651

mutation pressure, and a positive value in the case of pure mutation pressure. There is no selectional data for single genome but there is available a table of amino acid substitutions published by Jones et al. [10], which results from statistical analysis of 16130 protein sequences from few species. The table represents so called PAM1 matrix, corresponding to 1 percent of substitutions between two compared sequences. We found [19] that $\alpha \approx -1.3$ for the table. In the case of the *B.burgdorferi* genome, we succeeded to generate a table of substitutions representing a pure mutational pressure applied onto genes from leading DNA strand, and we have got $\alpha \approx 0.3$ [19]. The exponent concerning pure mutational pressure is species specific.

The power law relation in Eq. 12 confirms that the occurrence of amino acids in protein sequences is highly correlated. Therefore, for each amino acid we calculated the probability that it is unchanged, in the same way as in Eq. 4. Next, we calculated the respective information weights. They take the values presented in Table I.

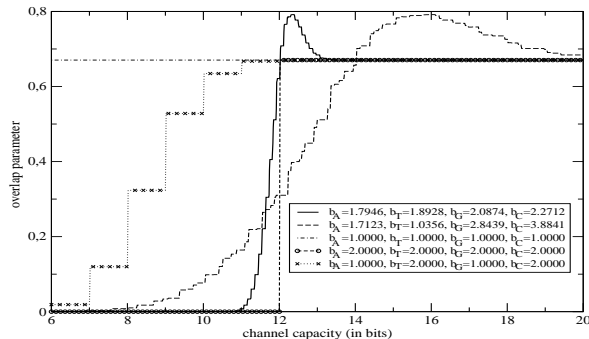


FIG. 2: The effect of the choice of the average number of bits B_j , representing nucleotides, on pattern recognition. There is shown the dependence of the overlap parameter q on the channel capacity between computer generated 6-oligonucleotides and the 6-oligonucleotides in the position 3 in codons of the *B.burgdorferi* genome.

IV. MODEL OF INFORMATION FLOW THROUGH A CHANNEL

In our case, the counterpart of the Shannon's message in a channel is a $3k$ -oligomer of nucleotides and the sequence is translated into corresponding k amino acids. We analyzed the case of $k = 3, 4, \dots, 10$. The first step, we have done, was the partitioning of all the genes under consideration into non-overlapping $3k$ -oligomers. Next, each nucleotide has been assigned information weight B_j (Eqs. 8 and 9) according to the description in the previous section.

We analyzed all possible $3k$ -oligomers, for each gene, and we found the lower bound and the upper bound of the information capacity

$$b_k = \sum_{i=1}^k B_{j_i} \quad (13)$$

of k -nucleotides separately in the position (1), (2), and (3) in codons. It is known that the three subsequences of nucleotides, in the three positions in codons, are highly correlated and their composition is strongly asymmetric (e.g., [11],[12]). The triplets of nucleotides (codons) have been translated into amino acids and the lower and upper bounds have been found also for amino acids. The results for $k = 6$ (18-oligomers have been considered) are presented in Table II, where the weights $\{B_j\}$ which have been used are defined as in Eq. 9. Notice, that the range of the differences among the numbers of bits representing oligonucleotides specific for each position in codons of the examined 18-oligomers is of the order of maximum 3 bits whereas the corresponding range for the

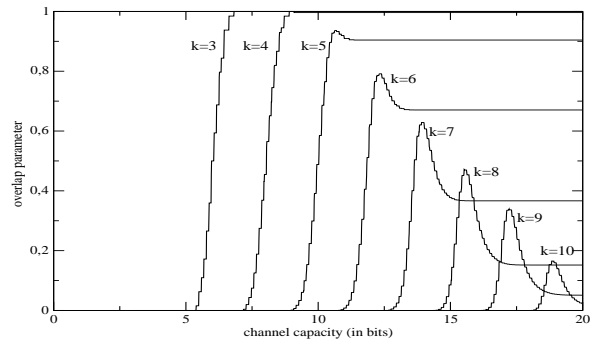


FIG. 3: Dependence of the overlap parameter on the channel capacity between computer generated k -oligonucleotides and the k -oligonucleotides in the position 3 in codons of the *B.burgdorferi* genome, when $k = 3, 4, 5, 6, 7, 8, 9, 10$.

amino acids is about four times larger. We would like to underline that if we had measured the nucleotides with the values of B_j introduced in Eq. 11, the ones originating from the nucleotide occurrences f_j , then the range of the corresponding differences would be almost four times larger. This is trivial: the increase in the amount of the carried information implies larger flexibility of information packing and it increases its stability with respect to substitutions. It is worth to add that contrary to the information weights for nucleotides there is almost no difference in the amount of information carried by amino acids between the case of the weights derived from the PAM1 matrix and the case of weights derived from the frequency of occurrence of the particular amino acids. The result suggests that only a fraction of the coding sequence in DNA molecule is considered to be important for the synthesis of proteins and the fraction could have very small packing flexibility. The tight packing of the nucleotide information would be consistent with our earlier observation that three subsequences of nucleotides, representing nucleotides in position 1, 2, and 3 of codons, have strongly asymmetric composition (e.g., [11],[12]).

One of our main results, is that in the case of suitably chosen information weights B_j for nucleotides, the only one requirement, that the number of bits in $3k$ -oligomer cannot exceed some threshold value, is sufficient to reproduce the nucleotide composition in each codon of the $3k$ -oligomers. The premise of the property could be seen in Fig. 2, where an overlap parameter is plotted between the classes of the 6-nucleotides used in the third position in codons of genes of the *B.burgdorferi* and these 6-oligonucleotides from among all 4096 6-oligomers (there are 4^k k -tuples in the four letter alphabet), which fulfill the condition that the total number of bits cannot exceed an assumed threshold value (information channel

capacity). The overlap parameter has been defined as follows:

$$q = \frac{x}{x + y + z} \quad (14)$$

where x denotes the number of generated classes of the sequences, k nucleotides long, which are exactly the same k -sequences as in natural genome, y denotes the number of generated classes of sequences, which are different from those in natural genome, and z denotes the number of classes of sequences in natural genome which have not been selected by the condition that the total number of transferred bits cannot exceed some assumed value. In Fig. 2, we can notice that the overlap parameter can take maximum value if the average number of bits representing nucleotides is suitably chosen. There is no recognition of the compared k -oligonucleotides in the case of the loss of information when all nucleotides have assigned the same weight $B_j = 1$. In the case when all nucleotides have assigned a weight equal to two bits there is only a signal that below some threshold value of assumed channel capacity there is no coincidence between natural and artificial sequences. There are, in the figure, two curves with the largest value of maximum value of q , which are corresponding to two different sets $\{B_j\}$ of information weights associated with nucleotides. The left curve represents information capacity calculated with the help of the empirical substitution table of nucleotides [15],[16],[17] (Eq. 6), whereas the right one is related with the frequency of occurrence of nucleotides in genome. In general, one could find more representations $\{B_j\}$ of information weight leading to the same result (the same maximum value). The trivial ones are those representations which correspond to other values of mutation rate u . We expect that the optimum representation should be that which requires less amount of redundant bits. Hence, the left curve in Fig. 2 could represent the case with the minimal information weights for nucleotides necessary to be transferred to proteins. The results for k -oligonucleotides with another value of k can be found in Fig. 3 in the case of when the information weights have been chosen as in Eq. 9.

V. DISCUSSION OF THE RESULTS

The presence of the lower and upper bound for information packing both in DNA sequences and protein sequences imposes natural boundaries in the model of Shannon's channel. Therefore we generated with the help of computer random number generator as many of $3k$ -oligomers as there are in genes of natural genome and all the oligomers were fulfilling the following three conditions:

- the frequency of occurrence of nucleotides was the same as in coding sequences of natural genome, separately in position (1), (2) and (3) in codons,

- each nucleotide is assigned a value B_j (Eqs. 9,11),
- the lower bound and the upper bound for the selected k -nucleotides in each position in codons of $3k$ -oligomers could not exceed the values of the lower and upper bound for genes in natural genome as well as the triplets of nucleotides from $3k$ -oligomers could not exceed the lower and the upper bound for amino acids after translation of the considered sequence of nucleotides into a sequence of amino acids.

We found, that the distributions of the generated by computer k -nucleotides in all nucleotide positions in codons coincide up to the noise introduced by the over-represented and under-represented oligonucleotides with the corresponding distributions in natural genome. This could be seen in the Figs. 4-6, where we placed all generated oligomers and natural ones in a space $[A,T,G,C]$ with the help of IFS (*Iterated Function System*) transformation [20]. In the case of $k = 6$, the points of the space $[A,T,G,C]$ represent all possible 4096 classes of k -tuples of nucleotides and the hills represent the numbers of the same sequences in the class. The detailed construction of the $[A,T,G,C]$ space can be found in our paper [25]. The representation is similar to the chaos game representation of DNA sequences in the form of fractal images first developed by Jeffrey [21] and followed by others, e.g., [22]. The size of the hills is closely related to the mutation pressure and selection. The particular case of the statistical properties of short oligonucleotides have been discussed recently by Buldyrev et al. [24]. In particular, they showed that the number of dimeric tandem repeats in coding DNA sequences is exponential, whereas in non-coding sequences it is more often described by a power law. Other analysis of the k -oligomers, like Zipf analysis, can be found elsewhere, e.g., [26],[27].

In the Figs. 4-6, the best result with respect to comparison of the natural sequences with the reconstructed oligomers we have got for the third position in codons, whereas the worst one we have got for the second position in codons. However, the reconstruction of the second position in codons and the first one also shares many features common with the natural genome. The choice of another set of $\{B_j\}$, the one originating from the nucleotide occurrence f_j (Eq. 11), leads to very similar results. We showed this in Fig. 7 for position (2) in codons. In the figure, all k -oligonucleotides have been assigned a rank with respect to their occurrence and there is plotted their number in each number 4096 classes versus the rank. The three cases are plotted in the figure: the number of k -nucleotides in natural genome (continuous line), the number of k -nucleotides in generated sequences, where the information weights have been defined in Eq. 9 (dots), and where the information weights have been defined in Eq. 11 (crosses). As we can see, even in the case of the weakest reconstruction of DNA oligomers for the position (2) in codons, the number of representants of each of the

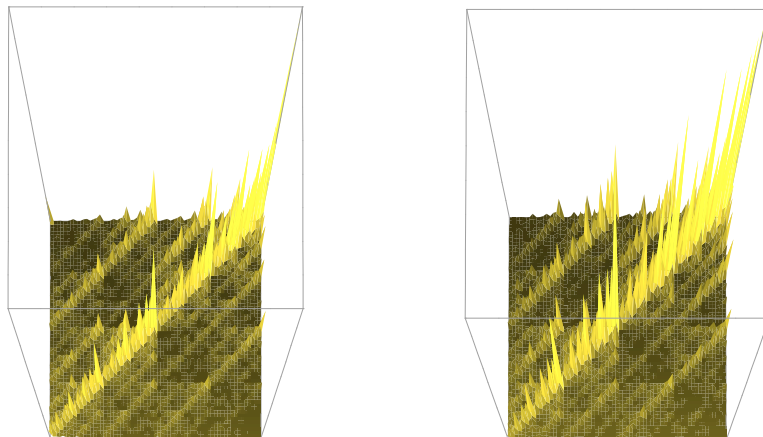


FIG. 4: Left: distribution of 6-oligonucleotides in position 3 in codons of genes from the leading strand of the *B. burgdorferi* genome in [A,T,G,C] space. Right: the same for computer generated sequences.

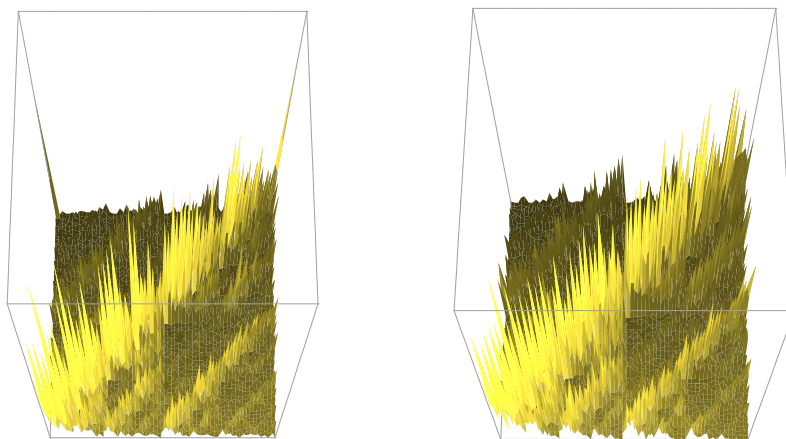


FIG. 5: The same as in Fig. 4, but for position 2 in codons.

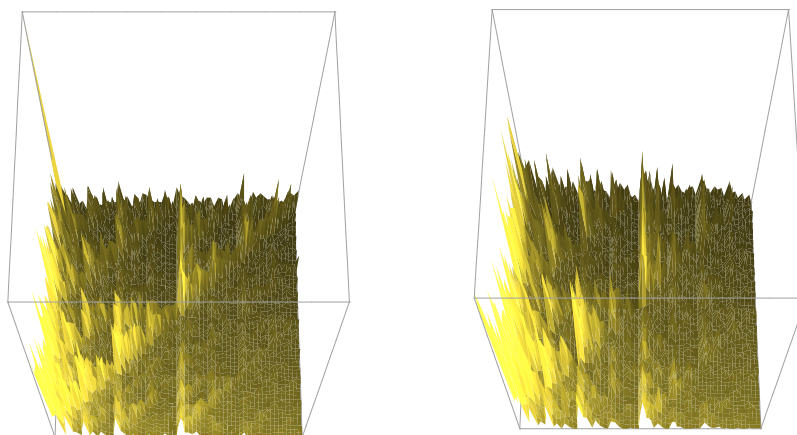


FIG. 6: The same as in Fig. 4, but for position 1 in codons.

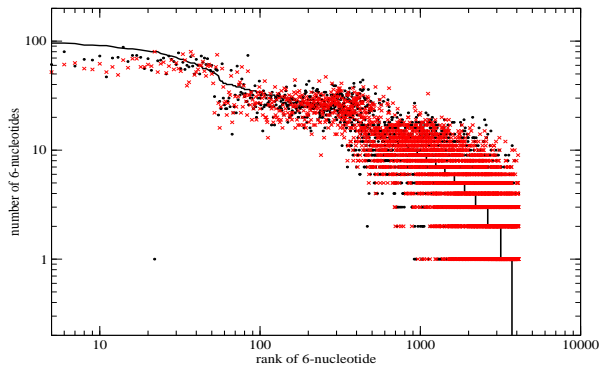


FIG. 7: Number of representants in 4096 classes of 6-sequences sorted with respect to their rank number in the case of : 6-nucleotides originating from position (2) in codons of the *B.burgdorferi* genome (the hills in the left side Fig. 5), 6-nucleotides generated by computer (the hills in the right side Fig. 5) where information weights are defined in Eq. 9, 6-nucleotides generated by computer, where information weights are defined in Eq. 11.

4096 classes well approximates the corresponding number in natural genome. Much better approximation we have got for the first position in codons and the third one. It seems, that suggested by us information weights B_j , in Eq. 9, basying on the mutation table for nucleotides, estimate information carried out by nucleotides better because they correspond to the smaller size of the information channel. This could be as in the example, given by Yockey [8], of bar code attached to packages items in stores that permits the cashier to record the price of the item. Namely, the amount of information estimated by us with the help of mutation table for nucleotides represents the sense code whereas the remaining part of it represents the redundant bits. Hence, the frequency of occurrence of nucleotides in natural genome represents two types of information being compromise between selection and mutation pressure. It is worth to add, that

analogous information redundancy in protein sequences is very small.

The obtained by us reconstruction of DNA sequences with the help of only one rule, that the number of transferred bits cannot exceed some threshold value, suggests that the width of information channel is the basic mechanism of the information packing in DNA coding sequences. This is consistent with the statement, that if the genetic code is universal, i.e. concerning all living organisms, then it must follow the same simple rules of coding.

There is different research done in the field of combinatorial DNA words design by Marathe et al. [14], in which they discuss some constrains imposed on constructed code, like Hamming constraint, free energy constraint etc. Their paper is one of the papers dealing with the study of biotechnological applications of DNA information. Our result, basying on the usage of the table of substitution rates for nucleotides and amino acids, could be also used as a new possibility of the designing the code of synthetic DNA for biotechnology purposes.

VI. CONCLUSIONS

Our results suggest that genetic code imposes very tight packing of the nucleotide information in DNA sequences. There is a fraction in the frequency of occurrence of nucleotide in coding sequences which represents the minimum inherited information whereas the remaining part concerns redundant information, ensuring that the DNA code is stable against mutations. This observation is not contradictory with the Kimura's neutral theory [18] of evolution. The mutations are random events but they are correlated with the DNA composition.

There is possible that our method of the construction of the suitable information weights of nucleotides could be used to discriminate genes in DNA sequences.

There is also possibility to use our method in some biotechnological applications dealing with designing synthetic DNA code.

-
- [1] F.H.C. Crick, F.R.S. Leslie Barnett, S. Brenner and R.J. Watts-Tobin, *Nature* **192**, 1227-1232 (1961)
 - [2] B. Dujon, *Trends Genet.* **12**, 263-270 (1996)
 - [3] B. Dujon and A. Goffeau, *Trends Genet.* **12**, Poster (1996)
 - [4] S. Cebrat and M.R. Dudek, *Trends Genet.* **12** 12 (1996)
 - [5] F.H.C. Crick, *Nature* **227**, 561-563 (1970)
 - [6] H.P. Yockey, *J. Theor. Biol.* **46**, 369-406 (1974)
 - [7] R. Román-Roldán, P. Bernaola-Galván and J.L. Oliver, *Pattern Recogn.* **29** 1187-1194 (1996)
 - [8] H.P. Yockey, *Computers and Chemistry* **24**, 105-123 (2000)
 - [9] C.E. Shannon, *Bell Syst. Tech. J.* **27**, 379-424, 623-656 (1948)
 - [10] D.T. Jones, W.R. Taylor and J.M. Thornton, In *CABIOS*, Vol.8 no.3, pp. 275-282 (1992)
 - [11] S. Cebrat, M.R. Dudek, P. Mackiewicz, M. Kowalczyk, and M. Fita, *Microbial & Comparative Genomics* 2(4), 259-268 (1997)
 - [12] S. Cebrat, and M.R. Dudek, *Eur. Phys. J. B* **3**, 271-276 (1998)
 - [13] Diana Duplij and Steven Duplij, *Biophys. Bull. No* **497**, 1-7 (2000), *Visnyk Khark. Univ.*
 - [14] A. Marathe, A.E. Condon, and R.M. Corn, *J. Comp. Biol.* **8**, 201-219 (2001)
 - [15] M. Kowalczyk, P. Mackiewicz, D. Szczepanik, A. Now-

- icka, M. Dudkiewicz, M.R. Dudek, and S. Cebrat, *Int. J. Mod. Phys. C* **12**, 1043–1053 (2001)
- [16] P. Mackiewicz, M. Kowalczyk, D. Mackiewicz, A. Nowicka, M. Dudkiewicz, A. Łaszkiewicz, M.R. Dudek, S. Cebrat, *Physica A* **314**, 646–654 (2002)
- [17] M. Kowalczyk, P. Mackiewicz, D. Mackiewicz, A. Nowicka, M. Dudkiewicz, M.R. Dudek, and S. Cebrat, *BMC Evolutionary Biology* **1**, (1):13 (2001)
- [18] M. Kimura, *The Neutral Theory of Molecular Evolution*, Cambridge University Press, Cambridge, (1983)
- [19] A. Nowicka, P. Mackiewicz, M. Dudkiewicz, D. Mackiewicz, M. Kowalczyk, S. Cebrat, M.R. Dudek, submitted for publication (2003), see also cond-mat/0301214
- [20] M.F. Barnsley, *Fractals Everywhere*. Springer-Verlag. New York (1988)
- [21] H.J. Jeffrey, *Nucleic Acids Res.* **18**, 2163–2170 (1990)
- [22] B.-L. Hao, H.C. Lee, S. Zhang, *Chaos, Solitons, Fractals* **11**, 825–836 (2000)
- [23] A. Nowicka, M.R. Dudek, S. Cebrat, M. Kowalczyk, P. Mackiewicz, M. Dudkiewicz, D. Szczepanik *CMST* **6** (2000) 65-71
- [24] S.V. Buldyrev, N.V. Dokholyan, S. Havlin, H.E. Stanley, R.H.R. Stanley, *Physica A* **273**, 19–32 (1999)
- [25] M. Kowalczyk, A. Gierlik, P. Mackiewicz, S. Cebrat, M.R. Dudek, *Physica A* **273**, 116-131 (1999)
- [26] R.N. Mantegna, S.V. Buldyrev, A.L. Goldberger, S. Havlin, C.-K. Peng, M. Simons, and H.E. Stanley, *Phys. Rev. Lett.* **23**, 3169–3172 (1994)
- [27] N. Vandewalle, M. Ausloos, *Physica A* **268**, 240–249 (1999)