

Surface versus bulk Mott transition in $\text{Ca}_x\text{La}_{1-x}\text{VO}_3$

A. Liebsch

Institut für Festkörperforschung, Forschungszentrum Jülich, 52425 Jülich, Germany

(Dated: November 21, 2018)

The Mott insulator LaVO_3 is known to become metallic if La is replaced by small concentrations of Ca. Since surface quasi-particle spectra of various perovskites are more strongly correlated than their bulk spectra, the coexistence of a metallic bulk and an insulating surface layer might be feasible. To investigate this possibility the dynamical mean field theory is used to evaluate the quasi-particle spectra in the bulk and at the surface of $\text{Ca}_x\text{La}_{1-x}\text{VO}_3$ for various Ca concentrations.

Significant surface contributions to quasi-particle spectra of strongly correlated transition metal oxides have recently been identified in photoemission measurements on several perovskite materials: SrRuO_3 [1], Sr_2RuO_4 [2, 3], $\text{Ca}_x\text{Sr}_{1-x}\text{VO}_3$ [4, 5, 6], and $\text{Ca}_x\text{La}_{1-x}\text{VO}_3$ [7]. The latter series is particularly interesting since LaVO_3 is insulating and becomes metallic upon doping with Ca. By varying the photon energy Maiti *et al.* [7] were able to show that surface correlation features are more pronounced than in the bulk, in accord with the observations on the other perovskites cited above. Thus, the coherent peak at the Fermi level is less intense and the satellite peak below the V t_{2g} band is stronger than observed in the corresponding bulk photoemission spectra. Even more remarkably, Maiti *et al.* identified a Ca concentration range where the bulk has become metallic while the surface still appears insulating, before, at even higher Ca doping, it also becomes metallic. Although sample preparation and experimental resolution make the data analysis difficult, these results address a very interesting issue, namely the possible coexistence of different bulk and surface phases in semi-infinite systems. In the case of magnetism, for example, it is well known that at finite temperatures the magnetic moment can be reduced in the surface layers of a ferromagnet, but that both have the same Curie temperature unless the surface is artificially decoupled from the bulk [8].

The identification surface-induced enhanced correlations is clearly important in order not to interpret them erroneously as bulk correlations. For instance, earlier photoemission data on $\text{Ca}_x\text{Sr}_{1-x}\text{VO}_3$ [4] appeared to be in conflict with various low-frequency measurements [9]. While the latter data showed that this perovskite series is metallic for all Ca concentrations, the photoemission spectra seemed to suggest that SrVO_3 is strongly correlated and that CaVO_3 is on the verge to a metal-insulator transition. Recent photoemission measurements [5, 6] covering a wide range of photon energies demonstrated instead that the bulk spectra of both materials are consistent with metallic behavior, but that correlation features are much more pronounced at the surface. While SrVO_3 is a cubic perovskite, the oxygen octahedra in CaVO_3 are orthorhombically distorted. This leads to a slight reduction in t_{2g} band width and a broadening of the van Hove singularity. The density of states at E_F , however, is only weakly affected. That the bulk properties of SrVO_3 and

CaVO_3 should indeed be very similar was recently also found by Nekrasov *et al.* [10] in bulk electronic structure calculations combining the the local density approximation (LDA) with the many-body dynamical mean field theory (DMFT) [11, 12, 13].

As shown by Liebsch [14] using surface DMFT calculations, the enhancement of surface correlations can at least in part be understood in terms of the reduced atomic coordination at the surface and the concomitant narrowing of the local density of states. Thus, the ratio of local Coulomb energy and band width U/W is effectively enhanced at the surface. Accordingly, the coherent peak in surface quasi-particle spectra is less intense and the lower Hubbard band is enhanced compared to the bulk. Other mechanisms, such as additional band narrowing due to reconstruction and distortion of oxygen octahedra, or less efficient screening of electron-electron interactions at surfaces, might further increase the importance of correlations in surface photoemission spectra. The recent work on $\text{Ca}_x\text{Sr}_{1-x}\text{VO}_3$ therefore established that photoemission is consistent with low-frequency bulk probes as long as surface effects are properly taken into account.

The same conclusion applies to Sr_2RuO_4 for which previous photoemission spectra seemed to contradict bulk de Haas-van Alphen measurements [2, 15]. Recent experimental and theoretical work [3, 16] proved, however, that this discrepancy can be resolved by taking into account the lattice reconstruction at the surface of Sr_2RuO_4 which leads to significant changes in the photoemission spectra.

In the present work we investigate surface correlations in the perovskite series $\text{Ca}_x\text{Sr}_{1-x}\text{VO}_3$ at Ca doping levels where metallic bulk and insulating surface behavior might coexist. Since doping with Ca leads only to minor structural changes and nearly constant Hubbard U [17], the modifications of the electronic properties are almost entirely caused by the degree of band filling. According to theoretical predictions by Potthoff and Nolting [18], a phase with metallic bulk and insulating surface properties cannot occur unless electronic coupling between surface and bulk is assumed to be weak. These results were derived for the semi-infinite half-filled simple cubic s band, and by adopting a linearized version of the DMFT in which low- and high-frequency excitations are essentially decoupled. It is therefore not clear to what ex-

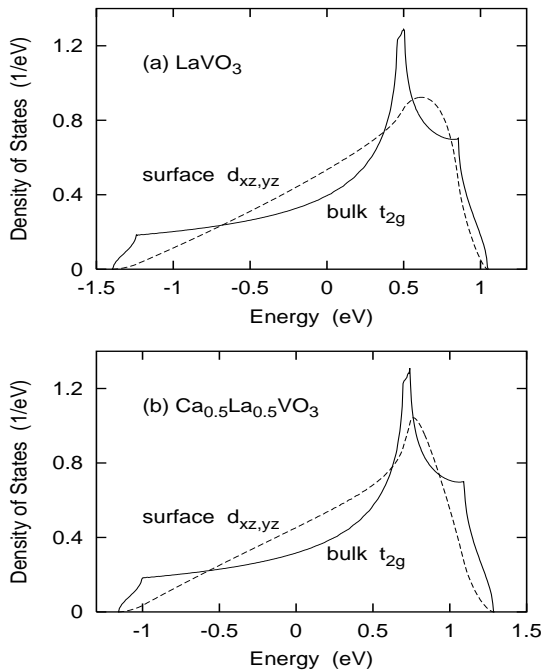


FIG. 1: Solid curves: isotropic bulk density of states of cubic (a) LaVO_3 (d^2) and (b) $\text{Ca}_{0.5}\text{La}_{0.5}\text{VO}_3$ ($d^{1.5}$). Dashed curves: local density of $d_{xz,yz}$ states in the first layer ($E_F = 0$).

tent they are applicable to realistic multi-band systems at arbitrary band filling. Here we calculate surface quasi-particle spectra by using a realistic layer-dependent local density of states appropriate for $\text{Ca}_x\text{Sr}_{1-x}\text{VO}_3$, combined with multi-band DMFT Quantum Monte Carlo (QMC) calculations.

Fig. 1 shows the bulk and surface density of states for LaVO_3 and $\text{Ca}_{0.5}\text{La}_{0.5}\text{VO}_3$. The main difference is the band filling. While the d^2 occupancy of the V t_{2g} bands makes LaVO_3 insulating [19], $\text{Ca}_{0.5}\text{La}_{0.5}\text{VO}_3$ with its $d^{1.5}$ occupancy is metallic. In the bulk, the insulator-metal transition occurs at about $x \approx 0.2$ [5]. Since our main interest here is to study the effect of band filling on this transition in the bulk and at the surface we adopt for simplicity the ideal cubic symmetry and neglect the distortion of oxygen octahedra. According to the LDA-DMFT calculations for CaVO_3 [10] these structural changes have little influence on the t_{2g} quasi-particle spectra. The bulk density of states is therefore similar to that of SrVO_3 . It exhibits the characteristic asymmetric shape resulting from the pronounced planar nature of the t_{2g} states which is found for various perovskite materials [20].

In a cubic structure, the t_{2g} bands are degenerate. The surface lifts this degeneracy since only the intra-planar d_{xy} states exhibit strong dispersion within the surface layer while $d_{xz,yz}$ bands are modified due to the reduced atomic coordination (the z -axis specifies the surface normal). The layer dependent local density of states is calculated using a tight-binding formalism for semi-infinite

systems [21]. Details concerning the application of this method to t_{2g} bands are given Ref. [22]. As shown in Fig. 1, the spectral weight is shifted from the low- and high-energy regions to intermediate energies close to E_F . Thus, although the full band width coincides with the one in the bulk, the local density of $d_{xz,yz}$ states in the surface layer is effectively narrowed. The surface distributions shown in Fig. 1 (a) and (b) are qualitatively similar. The small difference arises from slightly different surface potentials which are employed in the electronic structure calculation for semi-infinite $\text{Ca}_x\text{La}_{1-x}\text{VO}_3$ in order to ensure charge neutrality. In the deeper layers, the local density of $d_{xz,yz}$ states approaches the bulk t_{2g} density rather quickly, the main modification consisting in an oscillatory deviation which decreases with increasing distance from the surface. In contrast to the $d_{xz,yz}$ densities, the local density of d_{xy} states in the surface layer is almost identical to the isotropic bulk density. This is a consequence of the pronounced planar character of the t_{2g} states.

The narrowing of the local density states in the surface layer has an important influence on the quasi-particle distributions which we evaluate by using the multiband QMC-DMFT. Essentially we are dealing with coupled impurity problems where layer-dependent self-energies must be calculated and iterated until self-consistency is achieved. Since the full solution of this problem for multi-band systems is computationally not yet feasible, we neglect the coupling between layer baths and treat bulk and surface layers independently. In previous single-band DMFT calculations for surfaces this coupling was found to be small [18]. Enforcing charge neutrality at the surface presumably also diminishes the importance of inter-layer coupling between the impurity baths. The key input in the DMFT calculation is therefore the orbital- and layer-dependent local density of states. As a result of the one-electron band narrowing we can expect a similar enhancement of surface correlation effects as discussed previously for SrVO_3 and SrRuO_3 [22].

As mentioned above, LaVO_3 is insulating, but hole doping by replacement of La via Ca induces an insulator-metal transition at rather low Ca concentrations. This can be seen clearly in the different shapes of the imaginary-time Green's function for bulk $\text{Ca}_x\text{La}_{1-x}\text{VO}_3$, as shown in Fig. 2 for several values of x . Note that the value of $G(\tau)$ at $\tau \approx \beta/2$ is representative of the weight of the quasi-particle peak at E_F , while $G(\beta)$ gives the occupancy per spin-band. In the case of LaVO_3 ($x = 0$) already for $U = 4.5 \dots 5.0$ eV there is little weight near $\tau \approx \beta/2$, indicating the reduction of intensity near E_F as U approaches the critical value for the Mott transition. Of course, since the DMFT-QMC calculations are carried out at finite temperatures, $G(\beta/2)$ cannot approach zero, i.e., a finite spectral density at E_F remains even in the nominally insulating phase. According to the results shown at finite Ca concentrations, however, $G(\beta/2)$ diminishes much less rapidly, indicating the incipient metallicity for $x > 0$. Thus, in the range of

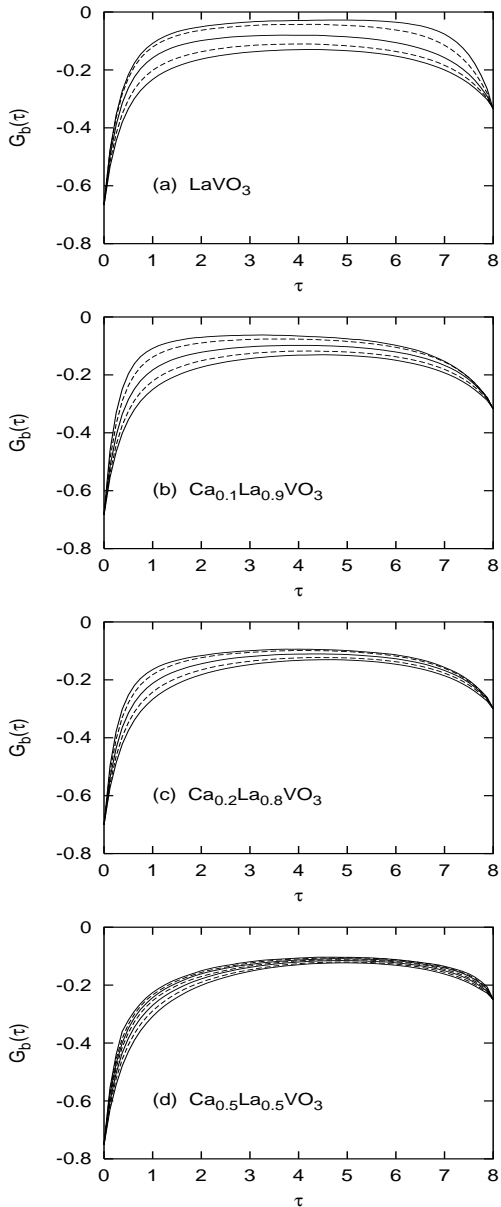


FIG. 2: Quasi-particle Green's function as function of imaginary time for bulk t_{2g} states of $\text{Ca}_x\text{La}_{1-x}\text{VO}_3$ derived from DMFT ($\beta = 8$). $G(\beta/2)$ is representative of the quasi-particle weight at E_F . (a) $x = 0$; (b) $x = 0.1$; (c) $x = 0.2$; (d) $x = 0.5$. Plotted are $G(\tau)$ for $U = 3.0 \dots 5.0$ eV [up to 6 eV in (d)] in steps of 0.5 eV (from below); $J = 0.7$ eV.

Coulomb energies where LaVO_3 is insulating, i.e., for $U \approx 5.0$ eV, $\text{Ca}_x\text{La}_{1-x}\text{VO}_3$ for $x > 0.2$ is metallic. We conclude from these calculations that within our model the borderline doping level between insulating and metallic behavior is about $x \approx 0.1$.

According to these results we consider $x = 0.1$ as the most promising Ca concentration at which the bulk is already close to metallicity while the surface layer might still be insulating. Fig. 3 shows bulk quasi-particle spec-

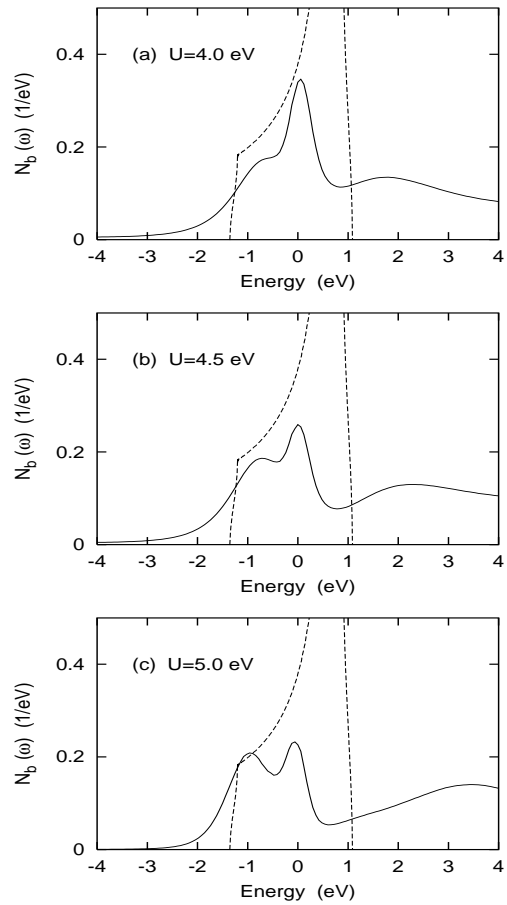


FIG. 3: Quasi-particle density of bulk t_{2g} states of $\text{Ca}_{0.1}\text{La}_{0.9}\text{VO}_3$ ($d^{1.9}$) for (a) $U = 4.0$ eV, (b) 4.5 eV and (c) 5.0 eV derived from DMFT (solid curves); $J = 0.7$ eV. Dashed curves: bare density of states.

tra for $\text{Ca}_{0.1}\text{La}_{0.9}\text{VO}_3$ for various Coulomb energies in the critical region of the metal-insulator transition. The analogous surface spectra are shown in Fig. 4. All spectra exhibit the three-peak structure characteristic of strongly correlated systems: a coherent peak at E_F and upper and lower Hubbard bands which appear as satellites in photoemission or inverse photoemission data. As in the systems studied previously [22], as a consequence of the effective narrowing of the $d_{xz,yz}$ subbands, correlations are more pronounced at the surface than in the bulk: the Hubbard peaks are more intense and the coherent peak is a narrower. Since the QMC-DMFT calculations are performed at about 1450 K ($\beta = 8$) the coherent peak persists even in the insulating phase. Nevertheless, in view of the temperature dependence of this feature known from one-band systems [11, 23] the spectra in shown in Figs. 3 and 4 suggest that at the surface the likelihood for a gap to open at E_F at low temperatures is slightly greater than in the bulk. In the bulk there is clearly more spectral weight near E_F compared to pure LaVO_3 ($x = 0$) [22], reflecting the beginning metallic bulk behavior at $x = 0.1$

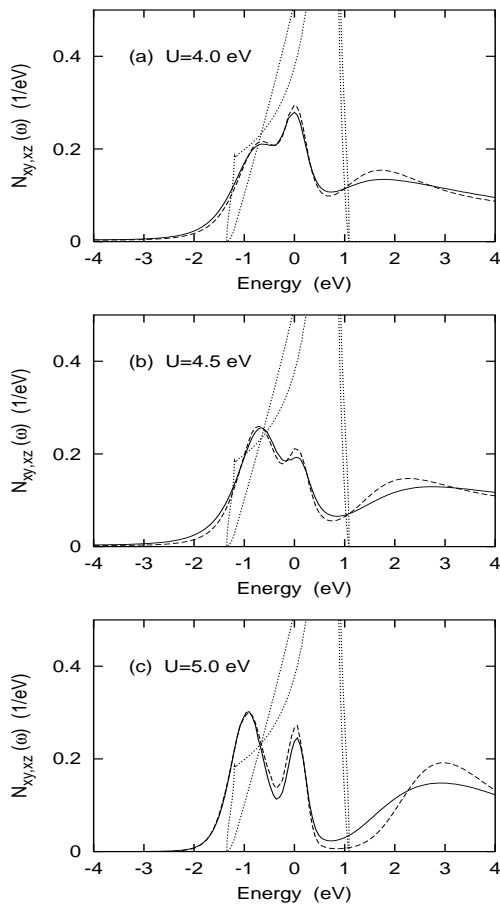


FIG. 4: Quasi-particle density of surface d_{xy} states (solid curves) and $d_{xz,yz}$ states (dashed curves) of $\text{Ca}_{0.1}\text{La}_{0.9}\text{VO}_3$ ($d^{1.9}$) for $U = 4.0, 4.5$ and 5.0 eV derived from DMFT; $J = 0.7$ eV. Dotted curves: bare densities of states.

Ca doping concentration. The surface spectra shown in Fig. 4, on the other hand, indicate stronger tendency towards gap formation, in particular for $U = 5$ eV.

In spite of the more pronounced surface correlations discussed above, it is not clear whether extrapolation to low temperatures would yield different Mott transitions for the bulk and the surface layer. Even though the spectral weight at E_F is consistently smaller at the surface, both $N_s(E_F)$ and $N_b(E_F)$ could still vanish at the same critical U . This would be analogous to the

behavior found in semi-infinite Heisenberg models: the magnetization near the surface is smaller than in the bulk, but the critical temperature for the transition towards paramagnetism is the same [8]. Only if surface and bulk are strongly decoupled their critical behavior might be different. A careful examination of this question would also require to account for the coupling between the layer dependent ‘impurity’ baths which we have neglected for computational reasons. Presumably this coupling would diminish the differences between bulk and surface spectra.

So far we have only considered the effect of band narrowing on the $d_{xz,yz}$ states which hybridize preferentially in planes normal to the surface. Surface reconstruction or distortion of oxygen octahedra presumably would reduce hopping also between d_{xy} states in the first layer, thereby leading to additional enhancement of surface correlations. Moreover, less efficient electronic screening processes near the surface could increase the local Coulomb energy. Both effects would make the surface electronically different from the bulk. It is doubtful, however, whether this decoupling would be strong enough to give rise to separate bulk/surface Mott transitions.

In summary, we have calculated bulk and surface quasi-particle distributions for $\text{Ca}_x\text{La}_{1-x}\text{VO}_3$ using the dynamical mean field theory. At integer occupancy (d^2 for $x = 0$) this perovskite material is a Mott insulator. At small Ca concentrations, however, the bulk material becomes metallic. As a result of the reduced atomic coordination at the surface, two of the t_{2g} subbands exhibit appreciable band narrowing, giving rise to stronger correlation features in the quasi-particle spectra. In the range of critical local Coulomb interactions for the Ca concentration $x = 0.1$ we have found at the surface a tendency for the formation of an excitation gap at a lower value of U than in the bulk. Whether this implies a coexistence of metallic bulk and insulating surface behavior is, however, difficult to estimate at present because of the finite temperature used in the QMC-DMFT calculations. Also, additional surface effects on the electronic structure such as reconstruction, the charge state of the surface layer, and weaker screening of the local Coulomb energy should be considered.

Acknowledgement: I like to thank A. Bringer, E. Eisenriegler, and D.D. Sarma for discussions. I also thank A.I. Lichtenstein for the QMC-DMFT code.

-
- [1] K. Fujioka *et al.*, Phys. Rev. Lett. **56**, 6380 (1997).
 - [2] T. Yokoya *et al.*, Phys. Rev. Lett. **78**, 2272 (1997); Phys. Rev. B **54**, 13311 (1996).
 - [3] K.M. Shen *et al.*, Phys. Rev. B **64**, 180502(R) (2001).
 - [4] Y. Aiura *et al.*, Phys. Rev. B **47**, 6732 (1993); I.H. Inoue *et al.*, Phys. Rev. Lett. **74**, 2539 (1995); Phys. Rev. B **58**, 4372 (1998); K. Morikawa *et al.*, Phys. Rev. B **52**, 13711 (1995).
 - [5] K. Maiti, D.D. Sarma, M.J. Rozenberg, I.H. Inoue, H. Makino, O. Goto, M. Pedio, and R. Cimino, Europhys. Lett. **55**, 246 (2001).
 - [6] A. Sekiyama, H. Fujiwara, S. Imada, H. Eisaki, S.I. Uchida, K. Takegahara, H. Harima, Y. Saitoh, and S. Suga, cond-mat/0206471.
 - [7] K. Maiti and D.D. Sarma, Phys. Rev. B **61**, 2525 (2000); K. Maiti, P. Mahadevan, and D.D. Sarma, Phys. Rev.

- Lett. **80**, 2885 (1998).
- [8] K. Binder, in *Phase transitions and critical phenomena*, C. Domb and J.L. Lebowitz, Eds. (Academic, London, 1983), Vol. 8; H.W. Diehl, *International J. of Mod. Phys. B* **11**, 3503 (1997).
- [9] M. Onada, H. Ohta, and H. Nagasawa, *Solid State Commun.* **79**, 281 (1991); M. Kasuya *et al.*, *Phys. Rev. B* **47**, 6193 (1993); A. Fukushima *et al.*, *J. Phys. Soc. Jpn.* **63**, 409 (1994).
- [10] I. Nekrasov, G. Keller, D.E. Kondakov, A.V. Kozhevnikov, Th. Pruschke, K. Held, D. Vollhardt, and V.I. Anisimov, *cond-mat/0211508*.
- [11] A. Georges, G. Kotliar, W. Krauth, and M.J. Rozenberg, *Rev. Mod. Phys.* **68**, 13 (1996).
- [12] D. Vollhardt, in *Correlated Electron Systems*, edited by V.J. Emery (World Scientific, Singapore, 1993), p. 57.
- [13] Th. Pruschke, M. Jarrell, and J.K. Freericks, *Adv. in Phys.* **44**, 187 (1995).
- [14] A. Liebsch, *Phys. Rev. Lett.* **90**, xxxx (2003).
- [15] A.P. Mackenzie *et al.*, *Phys. Rev. Lett.* **78**, 2272 (1997).
- [16] A. Liebsch, *Phys. Rev. Lett.* **87**, 239701 (2001); R. Matzdorf *et al.*, *Phys. Rev. B* **65**, 085404 (2002).
- [17] A.E. Bocquet, T. Mizokawa, K. Morikawa, A. Fujimori, S.R. Barman, K. Maiti, D.D. Sarma, Y Tokura, and M. Onada, *Phys. Rev. B* **53**, 1161 (1996).
- [18] M. Potthoff and W. Nolting, *Phys. Rev. B* **60**, 7834 (1999), *Z. Phys. B* **104**, 265 (1997).
- [19] I. Solovyev, N. Hamada, and K. Terakura, *Phys. Rev. B* **53**, 7158 (1996).
- [20] K. Takegahara, *J. Electron Spectrosc. Relat. Phenom.* **66**, 303 (1994).
- [21] D. Kalkstein and P. Soven, *Surf. Science* **26**, 85 (1971).
- [22] A. Liebsch, submitted to *Eur. Phys. J.*
- [23] R. Bulla, T.A. Costi, and D. Vollhardt, *Phys. Rev. B* **64**, 045103 (2001).