

Superconductivity in $\text{Pr}_2\text{Ba}_4\text{Cu}_7\text{O}_{15-\delta}$ with metallic double chains

M.Matsukawa,^{1,*} Yuh Yamada,² M.Chiba,¹ H.Ogasawara,¹ T.Shibata,³ A. Matsushita,⁴ and Y.Takano⁴

¹Department of Materials Science and Technology, Iwate University, Morioka 020-8551, Japan

²Department of Physics, Niigata University, Niigata 950-2181, Japan

³Interdisciplinary Faculty of Engineering, Shimane University, Matsue 690-8504, Japan

⁴National Institute for Materials Science, Tsukuba 305-0047, Japan

(Dated: August 5, 2020)

We report superconductivity with $T_{c,onset} \sim 16\text{K}$ in polycrystalline samples of $\text{Pr}_2\text{Ba}_4\text{Cu}_7\text{O}_{15-\delta}$ possessing metallic double chains. A reduction treatment on as-sintered samples causes not only the enhanced metallic conduction but also the appearance of superconductivity. This finding is strongly contrast with the oxygen removal effect of superconducting $\text{Y}_2\text{Ba}_4\text{Cu}_7\text{O}_{15-\delta}$.

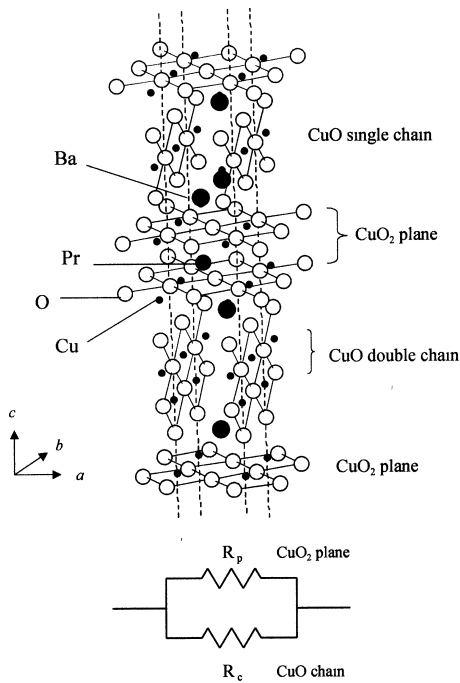


FIG. 1: Schematic view of the $\text{Pr}_2\text{Ba}_4\text{Cu}_7\text{O}_{15-\delta}$ structure with a repetition of the corner-sharing CuO single chain and the edge-sharing CuO double chains. Also shown is the direction of the orthorhombic principal axes. The inset indicates models of parallel resistors along the b direction, where R_p and R_c denote resistances of CuO_2 planes and CuO chains, respectively.

Since the discovery of high- T_c copper-oxide superconductors, extensive studies on strongly electron correlated system have been in progress on the basis of physical properties of two-dimensional (2D) CuO_2 planes. Moreover, from the viewpoint of low-dimensional physics, particular attention is paid to the physical role of one-dimensional (1D) CuO chains included in some families of high- T_c copper oxides such as Y-based super-

conductors with the transition temperature $T_c \sim 92\text{K}$. It is well known that the Pr-substitution for Y-sites in $\text{YBa}_2\text{Cu}_3\text{O}_{7-\delta}$ ($\text{Y123}/7-\delta$) and $\text{YBa}_2\text{Cu}_4\text{O}_8$ ($\text{Y124}/8$) compounds dramatically suppresses T_c and superconductivity in CuO_2 planes disappears beyond the critical value of Pr, $x_c = 0.5$ and 0.8 , respectively^{1,2}. Such a suppression effect due to Pr-substitution on superconductivity has been explained in terms of the hybridization model with respect to Pr- $4f$ and O- $2p$ orbitals³. $\text{Y124}/8$ compound with double chains is thermally stable up to 800°C , while in $\text{Y123}/7-\delta$ oxygen deficiencies are easily introduced at lower annealing temperatures⁴. Intermediate between $\text{PrBa}_2\text{Cu}_3\text{O}_{7-\delta}$ ($\text{Pr123}/7-\delta$) with single chains and $\text{PrBa}_2\text{Cu}_4\text{O}_8$ ($\text{Pr124}/8$) with double chains is the $\text{Pr}_2\text{Ba}_4\text{Cu}_7\text{O}_{15-\delta}$ ($\text{Pr247}/15-\delta$) compound with an alternative repetition of the single and double chains along the c -axis, isostructural with superconducting $\text{Y}_2\text{Ba}_4\text{Cu}_7\text{O}_{15-\delta}$ ($\text{Y247}/15-\delta$)^{5,6}. The crystal structure of orthorhombic Pr247 is schematically shown in Fig. 1 (space group $Ammm$). In Pr247, it is possible to examine physical properties of metallic double chains varying oxygen contents along single chains^{6,7}.

In this paper, we report superconductivity in $\text{Pr}_2\text{Ba}_4\text{Cu}_7\text{O}_{15-\delta}$ compound possessing metallic double chains. Polycrystalline $\text{Pr}_2\text{Ba}_4\text{Cu}_7\text{O}_{15-\delta}$ compound was synthesized using a powder sintering method under high pressure oxygen^{2,6}. The Pr_6O_{11} , BaO_2 and CuO powders with high purity were mixed to the stoichiometric composition and then were pressed into a cylindrical pellet. The pellet was calcined at $850\text{--}900^\circ\text{C}$ in air and then was sintered at 975°C for 18 hours with $P(\text{O}_2) = 5$ atm. As-sintered samples were annealed in argon gas at 650°C . The resistivity measurement was performed by a conventional four-probe technique. The magnetization measurement was carried out down to 2K under zero-field cooling (ZFC) and field cooling (FC) conditions using a SQUID magnetometer.

Figure 2 shows the X-ray diffraction patterns for as-sintered and Ar reduced Pr247/15- δ at room temperature. All diffraction lines were indexed in terms of the Pr247 majority phase, except for a small amount of the BaCuO_2 phase.

Here, we give some comments on impurity phases in Pr247. From our previous studies on synthesis of Pr247

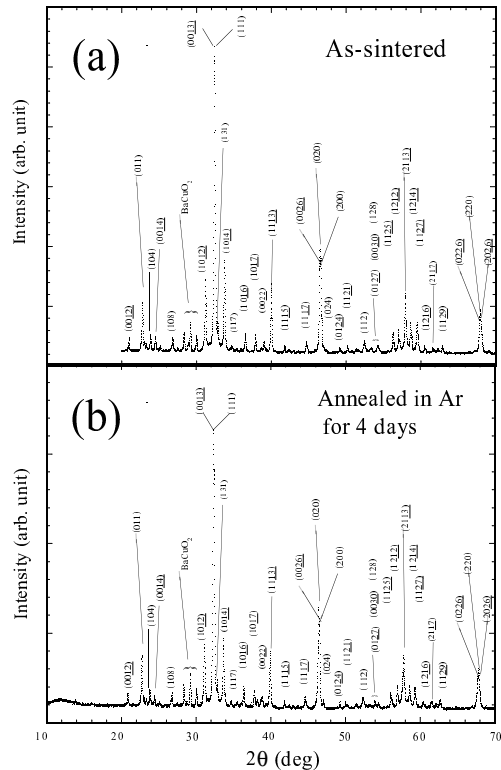


FIG. 2: X-ray diffraction patterns of $\text{Pr}_2\text{Ba}_4\text{Cu}_7\text{O}_{15-\delta}$ compounds at room temperature : (a) as-sintered and (b) annealed in Ar for 4 days. The indices represent reflections of the Pr247 phase.

compounds, we have pointed out possible impurity phases such as PrBaO_3 , BaCuO_2 and Pr124/8 , except for the starting materials^{2,6}. X-ray diffraction patterns on both as-sintered and reduced Pr247 reveal a small amount of the BaCuO_2 impurity phase although the precipitation of PrBaO_3 and Pr124/8 is strongly suppressed in this sintering process. It is truly expected that in the present samples, the PrBaO_3 and Pr124/8 phases may be included as a very small volume fraction hardly detectable by x-ray diffraction. However, the lower- T heat treatment never causes superconductivity for the PrBaO_3 , BaCuO_2 and Pr124/8 phases. The oxide materials of PrBaO_3 and BaCuO_2 are highly insulator. Moreover, the Pr124/8 phase is thermally stable under lower temperature annealing and the resistivity data of metallic Pr 124 single crystals exhibit no superconductivity down to 2K⁸. Therefore, we believe that even if there exist minor impurity phases hardly observed by x-ray probe, low- T reduction process induces no superconductivity for the impurity phases in Pr247.

The lattice parameters of the as-sintered sample are estimated from the least-squared fitting to the X-ray

diffraction data to be $a=3.8880(3)$, $b=3.9037(3)$ and $c=50.660(4)$ Å respectively. The oxygen deficiency δ of as-sintered Pr247 is taken as almost zero because pure Y247 prepared under the same sintering condition as Pr247, exhibits a sharp superconducting transition with $T_c \sim 89\text{K}$ ². In fact, Tallon *et al.*, reported that the resistivity of Y247/15 shows a superconducting transition near $T_c \sim 92\text{K}$ ⁹. For comparison, the unit length of c -axis in Pr247/15 [=2×(Pr123/7 unit)+(Pr124/8 unit)] is estimated to be 50.77 Å from $c=11.73$ Å for Pr123/7 and $c=27.308$ Å for Pr124/8^{6,10}. This estimation is almost comparable with the c -axis lattice constant of Pr247/15. For the sample reduced in Ar for 4 days, the lattice parameters are determined to be $a=3.8923(5)$, $b=3.9020(3)$ and $c=50.814(6)$ Å respectively. The oxygen deficiency δ of Pr247 due to Ar annealing is estimated to be $\delta \sim 0.5$ from the thermogravimetry and results in a substantial elongation of the c -axis length up to $\sim 0.3\%$, keeping its orthorhombic structure. These results are similar with a variation in the lattice parameters of Y247 as a function of oxygen deficiency. Irizawa *et al.*, reported that the c -axis length of $\text{Y247/15}-\delta$ reaches an increase by 0.36% over the range of oxygen deficiency from $\delta=0.05$ to 0.6¹¹.

Figure 3(a) shows the temperature variation of electrical resistivity in sintered Pr247/15- δ . The value of ρ of the as-sintered sample exhibits a semiconducting behavior at high T , it reaches a broad maximum at $T_m \sim 150\text{K}$ and gradually decreases down to 4K. This finding has been well explained on the basis of the parallel circuit model (the inset of Fig.1) composed of both the semiconducting CuO_2 planes and metallic CuO double chains, as first proposed by Bucher *et al.*, in YBCO system^{7,12}. A previous study on both sintered Pr 124 and Pr247 implicated that the negative temperature dependence of the resistivity above T_m is ascribed to the CuO_2 plane conduction, while the positive T -dependence of the resistivity below T_m to the CuO double-chain conduction⁷. On the other hand, the T dependence of ρ of the reduced samples follows a strongly metallic conduction up to 300K. For the 4-days reduced sample, the superconducting transition evidently appears around 10 K and the zero-resistivity temperature $T_{c,zero}$ is determined to be 3.8K from low- T resistivity data. The value of ρ of the superconducting sample is proportional to T^2 below 150K, which is the same temperature dependence of ρ along the b -axis of Pr 124 single crystal⁸. Accordingly, the oxygen defects in Pr247 system cause not only the enhanced metallic state but also the appearance of superconductivity, in strongly contrast with the oxygen removal effect of Y247 on its resistivity¹¹.

Next, the temperature dependence of magnetic susceptibility (χ) in Pr247 is shown in Fig.4. For the 4-days reduced sample, the value of χ gradually increases with decreasing T , then exhibits a hump near 10K and finally a clear diamagnetic signal is detected below ~ 9 K on both ZFC and FC data. The superconducting volume fraction

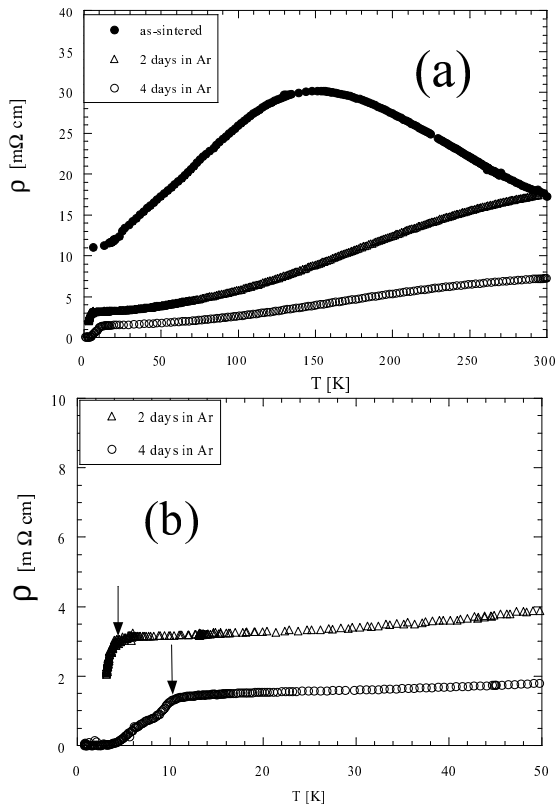


FIG. 3: The temperature variation of electrical resistivity in Pr247, (a) over the whole range of temperature up to 300K, and (b) below 50 K. The arrows denote the value of $T_{c,onset}$.

is estimated to be about 4% at 2K from the ZFC data. Moreover, for 2-days reduced one, a sharp drop in the χ data is also observed below 10K. On the other hand, the value of χ for the as-sintered one shows a Curie-Weiss like behavior and a slight anomaly is observed at ~ 3 K indicating the formation of superconducting state. The Curie-Weiss plot suggests that the Néel temperature of Pr spins T_N is ~ 16 K almost the same as $T_N (=17$ K) in Pr124². Furthermore, the $(\chi - \chi_0)^{-1}$ data in the inset of Fig.4(b) show a nonlinear deviation near ~ 160 K associated with the Néel ordering of Cu spins, which is not far from $T_N (=200$ K) in Pr124¹³. This finding is consistent with the evidence for an antiferromagnetic order of the planar Cu spins in the NQR experiment¹⁴.

Recently, we have found out that a low- T reduction treatment in a vacuum causes a higher superconductive sample of Pr247, as shown in Fig.5, through our seeking for more suitable annealing conditions. A sharply superconducting transition is observed around 16K and the zero resistivity state is completely achieved at 13K, in spite of a small fraction of superconductivity (4% at 2K, the data of $M(T)$ below 5K are not shown here). However, a longer heat treatment on as-sintered samples in a vac-

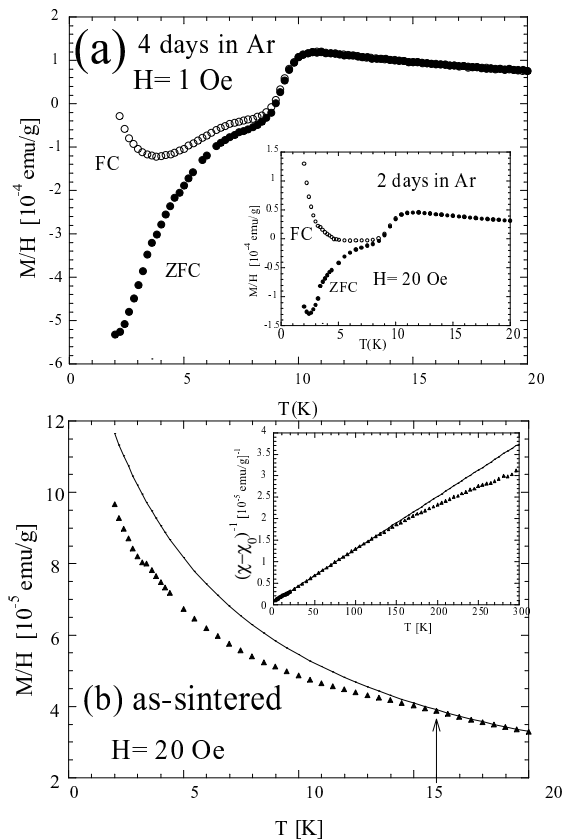


FIG. 4: (a) The magnetic susceptibility (M/H) of the 4-days reduced sample in Pr247 as a function of temperature under zero field cooling (ZFC) and field cooling (FC) conditions at 1 Oe. In the inset, the M/H data of the 2-days one are also shown. (b) The susceptibility data of the as-sintered sample in Pr247. A solid curve represents a least-squared fitting according to the Curie-Weiss law taken into account the T independent component χ_0 . The arrow denotes the anti-ferromagnetic ordering temperature of Pr ions. The inset of Fig.4(b) indicates $(\chi - \chi_0)^{-1}$ versus T plots up to 300K.

uum than 24 hours do not improve their superconducting property accompanied by a saturation in the c -axis elongation, where the c axis length expands up to 50.93 Å under annealing at 400 °C for 24 hours. It should be noted that superconductive samples are obtained reproducibly under the similar annealing procedure from starting materials. We wonder why the $\rho=0$ state is realized in the bulk sample of Pr247, in spite of a small volume fraction of superconductivity estimated from low- T magnetization data. In granular superconductive system, a percolative model predicts a normal to superconducting transition, in other words, the $\rho=0$ state through the formation of superconducting paths beyond a threshold of superconductive volume fraction, where its critical value is about 15% in 3D case. For example, in a Au-Y123 granular system, the zero resistivity state disappeared for the samples investigated below the net superconducting volume fraction of 20 %, in spite that in their samples a

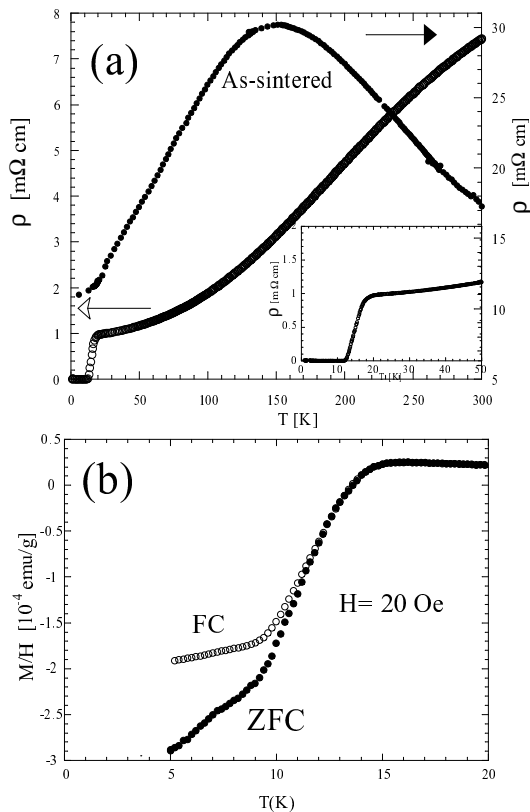


FIG. 5: (a) The resistivity and (b) magnetization data for Pr247 samples annealed in a vacuum (at 400°C for 24 hours) as a function of temperature. In the inset of Fig.5 (a), its magnified data below 50 K are shown. A low-temperature vacuum reduction enhances the value of $T_{c,onset} \sim 16$ K.

clear diamagnetic signal with $T_c = 90$ K was detected¹⁵. In a MgO-Bi2212 composite system, the non zero-resistance was also reported near the volume fraction of 12% while its superconductive grains of Bi2212 matrix exhibited no drop of $T_c = 70$ K from $M(T)$ data¹⁶. Polycrystalline samples of Pr247 prepared by a sintering process are composed of numerous grains with their grain size of several micron meters. Following the percolation model, several percents of superconductive volume fraction causes at most a gradual drop in resistivity but never realize the zero resistive state for polycrystalline samples. On the contrary, the $\rho = 0$ state is surely realized in reduced Pr247 accompanied by the enhanced metallic state. We expect that a small fraction within individual grains of Pr247 contributes superconducting paths, forming a zero resistive network. This finding suggests that the observed superconductivity is closely related to a bulk property of Pr247.

Here, we would like to comment on superconductivity with $T_c = 85$ K in a Pr123 single crystal reported by Zou *et al.*¹⁷. Surely, the origin of bulk superconductivity

in Pr123 has not been made clear, but several authors claimed that the superconductivity originates from the inhomogeneities in the chemical composition such as the Ba-rich Pr123¹⁸. The partial substitution of Ba for Pr-site gives rise to a strong suppression of the hybridization between Pr-4*f* and O-2*p* orbits, resulting in doping mobile carriers into CuO₂ planes and the appearance of superconductivity. This issue seems to depend on the criterion whether the orbital hybridization leading to carrier localization is retained or not. The negative T -dependence of resistivity for as-sintered Pr247 (Fig.3(a)) demonstrates a clear contribution from the insulating CuO₂ planes as well as the insulating Pr123. Moreover, Matsushita *et al.* showed that the value of ρ in as-sintered Pr247 gradually rises at high temperatures with applied pressure, indicating the enhancement of the hybridization state between Pr and O orbits⁷. It is easily understood that a reduction process does not alter the electronic state of the Pr-O hybridization because a lower temperature annealing in Ar hardly cause the Ba substitution for Pr sites in the Pr247 composition. In fact, a previous work on stoichiometric Pr123/7- δ reported that its resistivity increases by more than three orders of magnitude as the oxygen content 7- δ is reduced from 6.93 to 6.46¹⁰. In this study, the c -axis elongation due to oxygen deficiency gives no changes on the Pr-O hybridization state in Pr123 system. In a similar way, it is expected that there also exists the hybridization in the reduced Pr247 accompanied by the c -axis elongation due to oxygen removal. In the view point of sample preparation, we have to point out outstanding differences between Pr123 and Pr247. As-grown crystal of Pr123 was annealed in flowing pure oxygen gas for over 4 days under two steps of annealing temperatures in order to realize superconductivity. Zou *et al.*, reported that the c -axis lattice constant of the annealed crystal is shorter than that of the as-grown one. Therefore, it is difficult to identify the observed superconductivity in reduced Pr247 with the bulk superconductivity in oxidized Pr123 crystal.

Moreover, Hall coefficient measurement¹⁹ on reduced Pr247 reveals that $R_H(T)$ clearly shows its negative sign below 100K, which is probably related to the enhanced metallic state due to oxygen removal. A systematic study on the pressure effect on both transport and magnetic properties in the superconducting Pr247 is in progress²⁰. A microscopic research such as the NMR will be also carried out, in order to specify the superconducting regions. In summary, we have reported superconductivity in polycrystalline samples of Pr₂Ba₄Cu₇O_{15- δ} possessing metallic double chains. Both resistivity and magnetization measurements exhibit the superconducting transition temperature $T_{c,onset} \sim 16$ K and the superconducting volume fraction is estimated to be about 4% at 2K. The reduction treatment causes not only the enhanced metallic conduction but also the realization for superconductivity, accompanied by the c -axis elongation due to oxygen deficiency.

-
- * Electronic address: matsukawa@iwate-u.ac.jp
- ¹ L.Soderholm et al. Nature 328 (1987) 604.
- ² S.Horii, et al. Physica C 302 (1998) 10.
- ³ R. Fehrenbacher, et al., Phys. Rev. Lett. 70 (1993) 3471.
- ⁴ J.D.Jorgensen et al., Phys.Rev.B. 36 (1987) 3608.
- ⁵ P.Bordet et al. Nature 334 (1988) 596.
- ⁶ Y.Yamada, et al. Physica C 231(1994)131.
- ⁷ A.Matsushita, et al. Physica C 242 (1995) 381.
- ⁸ S.Horii et al., Phys.Rev. B61,(2000) 6327.
- ⁹ J.L.Tallon, et al. Phys. Rev. B41 (1990) 7220.
- ¹⁰ M.E.Lopez-Morales, et al. Phys. Rev. B41 (1990) 6655.
- ¹¹ A.Irizawa, et al. J.Phys.Soc.Jpn. 71(2002)574.
- ¹² B.Bucher et al., J.Less-Common Metals, 164&165 (1990)
- 20.
- ¹³ W.H.Li et al., Phys.Rev. B60,(1999) 4212.
- ¹⁴ S.Fujiyama, et al. Phys. Rev. Lett. 90 (2003) 147004-1.
- ¹⁵ G.Xiao et al. , Phys. Rev. B38, (1988) 776.
- ¹⁶ J.J.Lin et al. , Physica C210, (1993) 455.
- ¹⁷ Z.Zou et al., Phys. Rev. Lett. 80 (1998) 1074 ; Z.Zou et al., Jpn.J.Appl.Phys.36(1997)L18.
- ¹⁸ V.N.Narozhnyi et al., Phys. Rev. Lett.82(1999)461 ; M.Merz et al, Phys.Rev.B60 (1999)9317.
- ¹⁹ A. Matsushita, private communication.
- ²⁰ Yuh Yamada, in preparation.