

Free expansion of two-dimensional condensates with a vortex

O. Hoşten¹, P. Vignolo², A. Minguzzi^{2‡}, B. Tanatar³, and M. P. Tosi²

¹Department of Physics Engineering, Hacettepe University, Beytepe, 06534 Ankara, Turkey

²INFM and Classe di Scienze, Scuola Normale Superiore, I-56126 Pisa, Italy

³Department of Physics, Bilkent University, Bilkent, 06533 Ankara, Turkey

Abstract. We study the free expansion of a pancake-shaped Bose-condensed gas, which is initially trapped under harmonic confinement and containing a vortex at its centre. In the case of a radial expansion holding fixed the axial confinement we consider various models for the interactions, depending on the thickness of the condensate relative to the value of the scattering length. We are thus able to evaluate different scattering regimes ranging from quasi-three-dimensional (Q3D) to strictly two-dimensional (2D). We find that as the system goes from Q3D to 2D the expansion rate of the condensate increases whereas that of the vortex core decreases. In the Q3D scattering regime we also examine a fully free expansion in 3D and find oscillatory behaviour for the vortex core radius: an initial fast expansion of the vortex core is followed by a slowing down. Such a nonuniform expansion rate of the vortex core may be taken into account in designing new experiments.

PACS numbers: 03.75.Lm, 05.30.Jp, 32.80.Pj

‡ To whom correspondence should be addressed (minguzzi@sns.it)

1. Introduction

Two-dimensional (2D) condensates in harmonic confinement are attracting a lot of attention. By varying the anisotropy parameter, measured as the ratio between the trap frequencies in the z - and the planar directions, flatter and flatter (pancake-shaped) condensates are being produced in magnetic or optical traps [1, 2, 3] with the ultimate goal of observing the special features of low dimensionality. As the gas approaches the 2D limit, its collisional properties start to influence the boson-boson coupling parameter, which becomes dependent on the density of the system in contrast to the situation in 3D where at low density the interactions are described by a constant coupling strength.

The quantized vortex states are important in establishing the superfluid nature of the condensates [4, 5, 6, 7, 8]. Current experiments on vortices [9, 10] have utilized elongated geometries, but one may expect that studies on pancake-shaped condensates will follow. Understanding vortices in 2D is important since they are expected to play a role in the transition from the superfluid to the normal state [11]. Their role in inhomogeneous systems such as trapped gases is less well known.

From the experimental point of view, observing a vortex in a trapped gas is difficult because of the smallness of the core region compared to the size of the gaseous cloud. Several solutions have been suggested to circumvent this problem. The size of the core relative to the cloud radius is larger in systems made of a smaller number of particles. Another possibility is to create vortices with large angular momentum as achieved in a recent experiment [12]. The vortex core increases in a free expansion after the release of the trap. Indeed, it has been suggested [6] that the vortex core may expand faster than the condensate cloud. Vortices were first experimentally observed by releasing the trap and allowing the condensate to expand [9].

Several theoretical works have studied the free expansion of vortices in Bose condensed systems inside anisotropic trap potentials employing various 3D models for the coupling constant [6, 7, 11, 12]. In a recent work [13] we have calculated the equilibrium density profiles of pancake-shaped condensates using various models for the coupling and we have found that, when the condensate is in the 2D regime for what concerns its collisional properties, its density profile is very different in size from what is predicted by the 3D model.

We consider in this paper pancake-shaped condensates with a vortex, employing various models for the coupling parameters to describe the 2D regimes of interest. We study both their equilibrium profile and the expansion properties after the trapping potential is released. By calculating the time evolution of the condensate size and of the vortex core radius and their expansion rates in 2D we again establish how the crossover regime may be identified in such experiments. We find that the condensate cloud expands faster in its plane as the system goes from being Q3D to 2D. The expansion rate of the vortex core radius, on the other hand, decreases in the dimensionality crossover. We also find that the expansion characteristics of the condensate cloud and of the vortex core are rather different when the trap potential is released only in the radial plane or

in both the z - and the perpendicular directions. In the latter case the velocity of the vortex core can be greater than that of the condensate cloud in the initial phase of the expansion.

The paper is organized as follows. We first introduce our description of condensates with a vortex for different regimes of scattering properties in Sec. II. We then present our results in Sec. III and conclude with a brief summary in Sec. IV.

2. The model

We consider a dilute Bose-condensed gas at zero temperature under anisotropic harmonic confinement characterized by a trap frequency ω_\perp in the x - y plane and an axial trap frequency $\omega_z = \lambda\omega_\perp$, with $\lambda \gg 1$. The motion in the z -direction is frozen and we may describe the ground state of the condensate by the wave function $\psi(r)$ in the x - y plane, to be determined from a 2D Schrödinger equation. The dynamics of the 2D condensate which accommodates a quantized vortex state is described by a time-dependent nonlinear Schrödinger equation (NLSE), which reads

$$i\hbar\frac{\partial}{\partial t}\psi(r,t) = \left[-\frac{\hbar^2}{2m}\nabla^2 + \frac{\hbar^2\kappa^2}{2mr^2} + \frac{1}{2}m\omega_\perp^2 r^2 + g(\psi(r,t))|\psi(r,t)|^2 \right] \psi(r,t). \quad (1)$$

Here, $\hbar\kappa$ is the quantized angular momentum along the z -axis, m is the atomic mass, and $g(\psi)$ is the coupling strength in 2D which depends on the condensate wave function as discussed below. We have assumed that the order parameter entering the NLSE can be written as $\Phi(\mathbf{r},t) = \psi(r,t)e^{i\kappa\phi}$ where ϕ is the azimuthal angle. We consider repulsive interactions between the atoms in the condensate, which enter the coupling strength g through a positive scattering length a .

As we have discussed previously [13], the density profile of the condensate reflects the modified shape of the confining potential and the modified scattering properties. When the linear dimension $a_z = (\hbar/m\omega_z)^{1/2}$ of the condensate cloud in the z -direction is much larger than the 3D scattering length ($a_z \gg a$), the collisions take place in three dimensions and the coupling constant to be used in the NLSE is

$$g_{Q3D} = 2\sqrt{2\pi}\frac{\hbar^2}{m}\frac{a}{a_z}, \quad (2)$$

including only the geometrical effects of the reduced dimensionality.

When the anisotropy further increases and a_z becomes comparable with a ($a_z \simeq a$), the collisions start to be influenced by the confinement in the z -direction and the interaction strength assumes a form appropriate to a quasi-two-dimensional condensate,

$$g_{Q2D} = \frac{2\sqrt{2\pi}(\hbar^2/m)(a/a_z)}{1 + \frac{a}{\sqrt{2\pi}a_z}|\ln(g_{Q2D}n(2\pi m/\hbar^2)a_z^2)|}. \quad (3)$$

Here, $n(r,t) = N|\psi(r,t)|^2$ is the areal density of the condensate cloud, whose dependence on the radial coordinate and on time is to be calculated self-consistently during the numerical solution of Eq. (1). This expression was originally derived by Petrov *et al.* [14, 15] by studying the scattering amplitude in a system which is harmonically

confined in the z -direction and homogeneous in the x - y plane. The same result has also been obtained by Lee *et al.* [16, 17] within a many-body T -matrix approach. Note that the coupling strength now depends on density, as is to be expected for 2D collisions. Furthermore, g_{Q2D} is given by an implicit relation which has to be solved numerically during the solution of the NLSE [18].

Finally, the strictly 2D regime is approached as a_z becomes much smaller than a ($a_z \ll a$) and the system is described by the coupling

$$g_{2D} = \frac{4\pi\hbar^2}{m} \frac{1}{|\ln(na^2)|}, \quad (4)$$

as was first derived by Schick [19] for a homogeneous Bose gas of hard disks [20]. The use of the coupling strength g_{2D} for inhomogeneous systems, involving a dependence on the local density, has been proposed by Shevchenko [21] and more recently by Kolomeisky *et al.* [22]. Note that also g_{2D} has a spatial dependence due to n but, contrary to g_{Q2D} , carries no information on the confinement in the z -direction.

We solve the time-dependent NLSE iteratively by discretization using a split-step Crank-Nicholson scheme [23]. In the case of 2D calculations a simple one-dimensional array of grid points is sufficient to describe the spatial part of $\psi(r, t)$ at each time step. The 3D calculations that we subsequently report for $\psi(r, z, t)$ as a solution of the standard Gross-Pitaevski equation (GPE) involve a two-dimensional grid because of the cylindrical symmetry of this wave function.

3. Results and discussion

3.1. Equilibrium profiles and radial expansion

The numerical solution of the NLSE with a centrifugal term in equilibrium conditions gives the ground-state wave function of the condensate with a single vortex ($\kappa = 1$). We first take values of the anisotropy parameter and of the scattering length as appropriate for ^{23}Na atoms in the experiment of Görlitz *et al.* [1] ($\lambda = 26.33$ and $a = 2.8$ nm, so that $a/a_z = 3.8 \times 10^{-3}$). We scale the radial coordinate by the harmonic oscillator length $a_\perp = (\hbar/m\omega_\perp)^{1/2}$ and the radial wave function by $1/a_\perp$. We take $N = 5000$ since it is easier to observe vortices for smaller numbers of particles. For these parameters, the system undergoes collisions in 3D but has 2D characteristics for what concerns the confinement effects. As in the absence of the vortex, we find that the Q3D and Q2D models yield wave function profiles identical to each other as shown in Fig. 1(a), whereas the 2D model produces a quantitatively very different result.

We next look at the planar free expansion of the condensate with a vortex for the same parameters, holding fixed the confinement in the axial direction. The time-dependent NLSE is solved after the trap potential $\frac{1}{2}m\omega_\perp^2 r^2$ is switched off at time $t = 0$. Figure 1(b) shows the time dependence of the root-mean-square (rms) value of the radial coordinate $r_{rms} = \langle r^2 \rangle^{1/2}$, which describes the size of the condensate cloud, and of the vortex core radius R_c in three different models of the coupling. As in [7], the core

radius is chosen to be the value of r where the condensate density reaches $1/e$ of its peak value, viz. $|\psi(R_c)|^2 = e^{-1} \max\{|\psi(r)|^2\}$. We see from Fig. 1(b) that the strictly 2D model predicts a much faster expansion compared to the Q3D and Q2D models, which again yield identical results for the present set of parameters. The vortex core expands much more slowly than the condensate cloud, as indicated in the same figure. We also show in Fig. 1(c) the velocity of expansion of the atomic cloud and of the vortex core as functions of time. After an initial accelerated motion both velocities attain a constant value for $t\omega_\perp \gtrsim 2$.

We increase the anisotropy parameter to $\lambda = 2 \times 10^5$ and take $a/a_z = 0.33$ in order to investigate the regime of crossover from 3D to 2D. As shown in Fig. 2(a), the profiles of the wave function with a vortex all look similar in this regime of parameters. Consequently the time dependence of the radial coordinate and of the vortex core radius display similar behaviours during the expansion, as shown in Fig. 2(b). We note that the expansion of the condensate cloud is faster than in the Q3D regime. This is also indicated by the higher velocities depicted in Fig. 2(c). The velocity of the vortex core radius, however, decreases compared to the previous regime. The small wiggles seen in \dot{R}_c in the inset of Fig. 2(c) are due to numerical differentiation of the results shown in Fig. 2(b) and are not expected to be physical.

The system enters the strictly 2D regime when we further increase the scattering length to $a/a_z = 2.68$. In this case, the vortex wave function is best described by the 2D model using g_{2D} , although the results of the Q2D model using g_{Q2D} are very similar. As the initial shape of the cloud in the Q3D model extends out to a larger radial distance as shown in Fig. 3(a), one may again distinctly identify the truly 2D regime by the wave function profile. Furthermore, we observe in Fig. 3(b) that the atomic cloud expands slightly faster compared to the previous Q3D and crossover regimes. This is also evident in Fig. 3(c), where the expansion velocity of the cloud is larger. The velocity \dot{R}_c of the vortex core radius, on the other hand, is very small in the strictly 2D regime.

The above results indicate that the initially trapped Bose condensate expands faster in the x - y plane as the system moves from being 3D to 2D. The opposite behaviour is observed for the vortex core. However, the expansion rate of the condensate cloud remains larger than that of the vortex in all cases that we have considered. Our numerical results are in good agreement with previous studies of vortices in Bose-condensed fluids [7, 9] for similar values of the parameters.

3.2. Three-dimensional expansion

We focus now on the case of a free expansion in 3D space, adopting the set of experimentally relevant parameters as in Fig. 1. In this case the presence of the confinement does not affect the binary collisions between the atoms and the system is well described by the 3D time-dependent GPE with coupling constant $g_{3D} = 4\pi\hbar^2 a/m$.

We have first tested the consistence of our Q3D model by solving the GPE for a 3D anisotropic system to study the expansion when only the radial trap potential

$m\omega_{\perp}^2 r^2/2$ is turned off (*i.e.* the potential $m\omega_z^2 z^2/2$ remains throughout the expansion). The results are identical to those obtained earlier in Figure 1 with the 2D kinematics and the Q3D scattering properties, showing the correctness of our physical picture.

We have then studied the expansion properties of a 3D anisotropic condensate when the trap potentials in both r and z directions are released. Essentially identical results are obtained for two different choices of the initial configuration, *i.e.* starting from the ground state of the 3D GPE or from the ground state of the 2D GPE with Q3D coupling combined with a Gaussian profile in the third direction. In both cases we calculate the time-dependent behaviour of the rms values of the radial and axial coordinates, as well as that of the core radius R_c . The results are shown in Fig. 4. We observe a much faster expansion for the z coordinate, reflecting the initially tighter axial confinement. It also appears that the vortex core radius undergoes a slow oscillation, as is more evident in Fig. 4(b) where we plot the velocities.

The oscillatory behaviour of the vortex core can be understood as being closely related to the repulsive interactions, which strongly affect the density profile. As compared to the ground state of the noninteracting case, the repulsive interactions give rise to a smaller vortex core radius and to a larger rms radius. The density suddenly decreases when the trap is released in both r and z directions, as a result of the fast expansion in the z direction, and this causes the nonlinear interaction energy to rapidly vanish on the time scale of the radial expansion. Therefore, in the first part of the expansion (for $t\omega_{\perp} \lesssim 0.8$ in our study) the compressed density at the centre of the cloud expands faster than the remaining part, with the result that the core expansion rate is larger than that of the condensate cloud. Similar results were also found by Dalfovo and Modugno [7]. Then, when the density is so low that the interaction energy becomes negligible, the vortex cannot continue to expand faster than the cloud and the velocity \dot{R}_c even reverses sign around $t\omega_{\perp} \approx 1.5$, as shown in Fig. 4(b).

We have also studied the expansion properties of systems with $N = 5 \times 10^4$ and $N = 5 \times 10^5$ particles and the same trap frequencies and scattering length as in Fig. 1, finding again a much rapid expansion in the z direction and oscillatory behaviour in the vortex core radius. These results are not shown since they are qualitatively very similar to those in Fig. 4.

4. Summary and concluding remarks

In the perspective of experimental investigations on low-dimensional condensates, we have studied the free expansion of pancake-shaped Bose-Einstein condensates with a vortex. By choosing various values of the trap anisotropy and scattering length we have explored different scattering regimes, from a quasi-three-dimensional regime to a strictly two-dimensional one. We have described the cloud at mean field level, taking as coupling strengths for the boson-boson interactions the density-dependent expressions derived by Petrov *et al.* [14] for the quasi-2D regime and by Kolomeisky *et al.* [22] for the strictly 2D regime.

We have considered both the case of a 2D expansion keeping the confinement along z fixed and the case of a fully 3D expansion. In the 2D case we have observed that with increasing anisotropy the expansion rate of the cloud increases while that of the vortex core decreases. In the 3D expansion, performed in the regime where the collisions are three-dimensional and the Q3D model is the most appropriate, the expansion rate of the vortex core exhibits an oscillatory behaviour due to the interplay between nonlinear interactions and anisotropic confinement.

Whereas in this work we have restricted our analysis to the case of a condensate with a single vortex at $T = 0$, it may also be interesting to investigate the role of the noncondensate cloud at finite temperature, as vortices are intimately connected with the Kosterlitz-Thouless phase transition. To explore this area it would be necessary to take into account multiple vortices within the condensate cloud [8].

Acknowledgments

We acknowledge partial support by INFM within the PRA-Photonmatter Initiative. O. H. thanks TUBITAK-BAYG. B. T. acknowledges the support of TUBITAK, NATO-SfP, MSB-KOBRA and TUBA, and the hospitality of Scuola Normale Superiore during part of this work.

References

- [1] Görlitz A, Vogels J M, Leanhardt A E, Raman C, Gustavson T L, Abo-Shaeer J R, Chittakur A P, Gupta S, Inouye S, Rosenband T, and Ketterle W 2001 *Phys. Rev. Lett.* **87** 130402
- [2] Zobay O and Garraway B M 2001 *Phys. Rev. Lett.* **86** 1195
- [3] Gauck H, Hartl M, Schneble D, Schnitzler H, Pfau T, and Mlynek J 1998 *Phys. Rev. Lett.* **81** 5298; Hinds E A, Boshier M G, and Hughes I G 1998 *ibid.* **80** 645
- [4] Leggett A J 1999 *Rev. Mod. Phys.* **71** S318
- [5] Dalfovo F and Stringari S 1996 *Phys. Rev. A* **53** 2477.
- [6] Lundth E, Pethick C J, and Smith H 1998 *Phys. Rev. A* **58** 4816
- [7] Dalfovo F and Modugno M 2000 *Phys. Rev. A* **61** 023605
- [8] Castin Y and Dum R 1999 *Eur. Phys. J. D* **7** 399
- [9] Madison K W, Chevy F, Wohlleben W, and Dalibard J 2000 *Phys. Rev. Lett.* **84** 806
- [10] Anderson B P, Haljan P C, Wieman C E, and Cornell E A 2000 *Phys. Rev. Lett.* **85**, 2857; Abo-Shaeer J R, Raman C, Vogels J M, and Ketterle W 2001 *Science* **292** 476
- [11] Kosterlitz J M and Thouless D J 1973 *J. Phys. C* **6** 1181
- [12] Leanhardt A E, Görlitz A, Chikkatur A P, Kielpinski D, Shin Y, Pritchard D E, and Ketterle W 2002 *Phys. Rev. Lett.* **89** 190403
- [13] Tanatar B, Minguzzi A, Vignolo P, and Tosi M P 2002 *Phys. Lett. A* **302** 131
- [14] Petrov D S, Holzmann M, and Shlyapnikov G V 2000 *Phys. Rev. Lett.* **84** 2551
- [15] Petrov D S and Shlyapnikov G V 2001 *Phys. Rev. A* **64** 012706
- [16] Lee M D, Morgan S A, Davis M J, and Burnett K 2002 *Phys. Rev. A* **65** 043617
- [17] Lee M D and Morgan S A 2002 *J. Phys. B* **35** 3009
- [18] In our previous work (Ref. 13) we have approximated the expression given in Eq. (3) by $g_{Q2D} = 2\sqrt{2\pi}(\hbar^2/m)(a/a_z)/[1 + (a/\sqrt{2\pi}a_z)|\ln(2(2\pi)^{3/2}naa_z)|]$, which amounts to approximating g_{Q2D} inside the logarithm in Eq. (3) by its zeroth order value $2\sqrt{2\pi}(\hbar^2/m)a/a_z$. We have checked that by using Eq. (3) the main results of Ref. 13 are not altered to any significant extent. Indeed,

the implicit expression for g_{Q2D} can change the wave function profiles only for extremely large values of the anisotropy parameter λ .

- [19] Schick M 1971 *Phys. Rev. A* **3** 1067
- [20] In the definition of g_{2D} we are using the 3D scattering length a . The work of Petrov and Shlyapnikov [15] and of Lee and Morgan [17] indicates that the use of the 2D scattering length a_{2D} would be more appropriate, but since for a 2D system $a_{2D} = ae^\gamma$ (where $\gamma \simeq 0.577$ is the Euler-Mascheroni constant), in the dilute-gas regime ($na^2 \ll 1$) the difference between the two models goes beyond the accuracy of the mean-field description.
- [21] Shevchenko S I 1991 *Sov. Phys. JETP* **73** 1009; 1992 *Sov. J. Low Temp. Phys.* **18** 223
- [22] Kolomeisky E B, Newman T J, Straley J P, and Qi X 2000 *Phys. Rev. Lett.* **85** 1146
- [23] Press W H, Teukolsky S A, Vetterling W T, and Flannery P B 1992 *Numerical Recipes* 2nd ed. (Cambridge: Cambridge University Press)

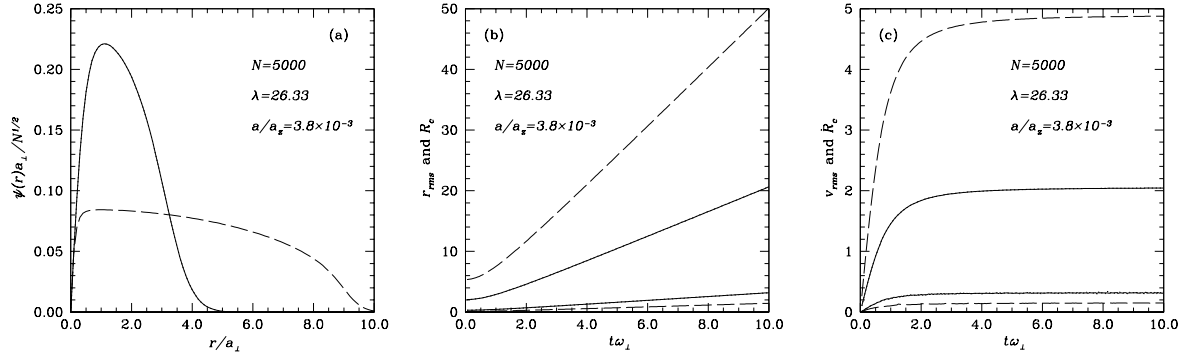


Figure 1. Properties of a condensate with a vortex within the models described by g_{Q3D} (dotted lines), g_{Q2D} (solid lines) and g_{2D} (dashed lines), for $N = 5000$, $\lambda = 26.33$ and $a/a_z = 3.8 \times 10^{-3}$. (a) The vortex-state equilibrium wave function. (b) The time dependence of the root-mean-square (rms) value of the radial coordinate r_{rms} (upper curves) and that of the vortex core radius R_c (lower curves). (c) The time dependence of the rms value v_{rms} of the velocity of the radial coordinate (upper curves) and that of the velocity \dot{R}_c of the vortex core radius (lower curves). The dotted lines are superimposed to the solid lines for this set of parameters.

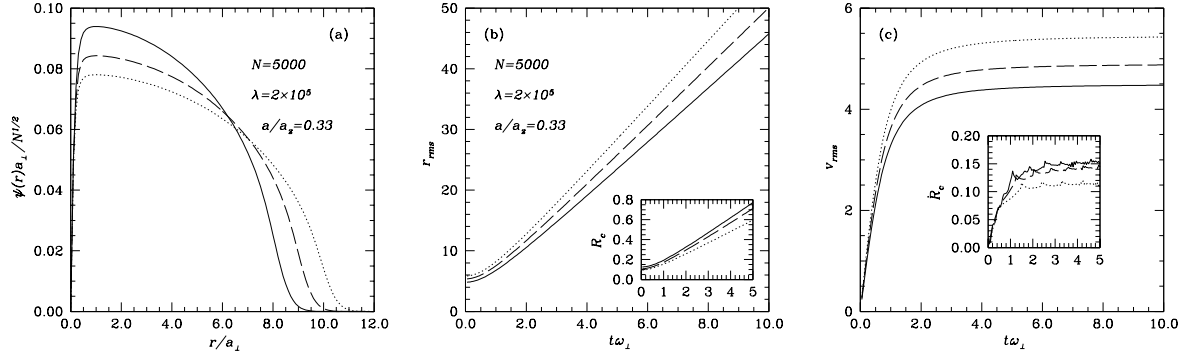


Figure 2. Properties of a condensate with a vortex within the models described by g_{Q3D} (dotted lines), g_{Q2D} (solid lines) and g_{2D} (dashed lines), for $N = 5000$, $\lambda = 2 \times 10^5$ and $a/a_z = 0.33$. (a) The vortex-state wave function at equilibrium. (b) The time dependence of rms radial coordinate r_{rms} and of the vortex core radius R_c (inset). (c) The time dependence of the rms velocity v_{rms} of the radial coordinate and of the velocity \dot{R}_c of the vortex core radius (inset).

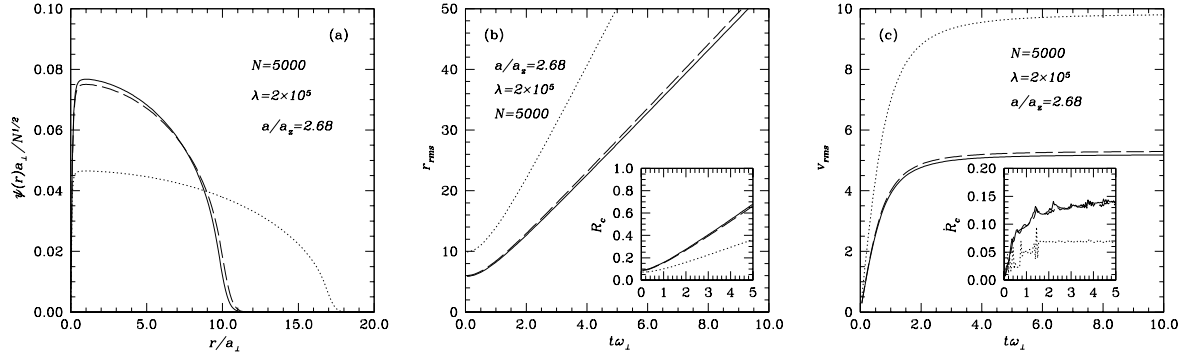


Figure 3. Properties of a condensate with a vortex within the models described by g_{Q3D} (dotted lines), g_{Q2D} (solid lines) and g_{2D} (dashed lines), for $N = 5000$, $\lambda = 2 \times 10^5$ and $a/a_z = 2.68$. (a) The vortex-state wave function at equilibrium. (b) The time dependence of the rms radial coordinate r_{rms} and of the vortex core radius R_c (inset). (c) The time dependence of the rms velocity v_{rms} of the radial coordinate and of the velocity \dot{R}_c of the vortex core radius (inset).

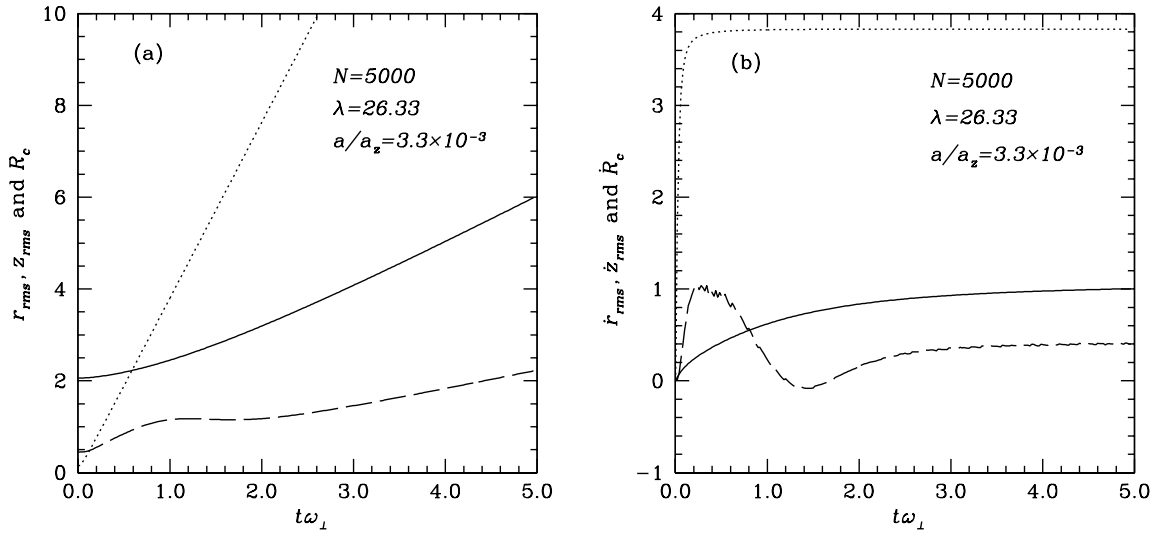


Figure 4. (a) The time dependence of the rms values of the radial (solid lines) and z -coordinates (dotted lines), and that of the vortex core radius (dashed lines), for a 3D system with $N = 5000$, $\lambda = 26.33$ and $a/a_z = 3.8 \times 10^{-3}$. (b) The time dependence of the velocities \dot{r}_{rms} , \dot{z}_{rms} and \dot{R}_c for the same system.