

# Retention of Two-Band Superconductivity in Highly Carbon-Doped MgB<sub>2</sub>

H. Schmidt,<sup>1,2</sup> K.E. Gray,<sup>1</sup> D.G. Hinks,<sup>1</sup> J.F. Zasadzinski,<sup>1,2</sup> M. Avdeev,<sup>1</sup> J.D. Jorgensen,<sup>1</sup> and J.C. Burley<sup>1</sup>

<sup>1</sup>Materials Science Division, Argonne National Laboratory, Argonne, IL 60439

<sup>2</sup>Physics Division, Illinois Institute of Technology, Chicago, IL 60616

(Dated: November 4, 2018)

Tunneling data on MgB<sub>1.8</sub>C<sub>0.2</sub> show a reduction in the energy gap of the  $\pi$ -bands by a factor of two from undoped MgB<sub>2</sub> that is consistent with the  $T_c$  reduction, but inconsistent with the expectations of the dirty limit. Dirty-limit theory for undoped MgB<sub>2</sub> predicts a single gap about three times larger than measured and a reduced  $T_c$  comparable to that measured. Our heavily-doped samples exhibit a uniform dispersion of C suggestive of significantly enhanced scattering, and we conclude that the retention of two-band superconductivity in these samples is caused by a selective suppression of *interband* scattering.

PACS numbers: 73.40.Gk, 74.50.+r, 74.70.Ad, 74.80.Fp

The simple binary compound, MgB<sub>2</sub>,<sup>1</sup> appears to be an elegant example of a two-band superconductor with a high  $T_c$  of 39 K, in which superconductivity due to strong electron-phonon coupling in the two-dimensional (2D)  $\sigma$ -bands is induced into the 3D  $\pi$ -bands by a combination of interband electron-phonon coupling and weak interband quasiparticle scattering. Several key signatures of this include the closing of two energy gaps<sup>2,3,4,5,6,7</sup> at the same  $T_c$ , anomalous features in the specific heat and its field dependence<sup>8</sup> and the direct observation of interband scattering in the tunneling spectrum.<sup>2</sup>

However, two distinct superconductive gaps should only be seen in the clean limit, while in Ref.<sup>9</sup> a single intermediate gap with a lower  $T_c$  is predicted in the dirty limit. The observed weak dependence of  $T_c$  on residual resistivity is not obviously consistent with this latter expectation.<sup>10</sup> Mazin *et al.*<sup>10</sup> have used supercell band-structure calculations to conclude that the two gaps can be preserved in the presence of enhanced scattering provided the *interband* impurity scattering is extremely weak. As will be shown below, introducing additional scattering centers by doping enables us to reduce the mean free path below the coherence length and thereby offers a direct experimental test of the dirty-limit prediction.

In a two-band superconductor the term *dirty limit* needs to be used carefully, though. The mean free path is reduced by both *intra*- and *interband* scattering, but only *interband* scattering is expected to homogenize the two gaps and result in effective one-band behavior.<sup>10</sup> Thus there are two different scenarios for doped MgB<sub>2</sub>: (i) impurities strongly enhance *interband* scattering, in which case the small gap,  $\Delta_\pi$ , is expected to increase until it merges with the large gap,  $\Delta_\sigma$ , at an intermediate value, or (ii) *interband* impurity scattering is minimally affected and two distinct gaps are preserved. In scenario (ii), the ratio  $\frac{2\Delta_\pi}{k_B T_c}$  for the  $\pi$ -band is expected to remain small ( $\sim 1.5$  in undoped<sup>2</sup> MgB<sub>2</sub>), whereas it would increase in scenario (i). Thus determination of  $\frac{2\Delta_\pi}{k_B T_c}$  alone allows us to decide between these scenarios, and in this paper we present tunneling data showing that both  $\Delta_\pi$

(the smaller gap) and  $T_c$  are simultaneously reduced by about a factor of two upon  $\sim 10\%$  C-doping. This represents direct experimental evidence for the selective suppression of *interband* impurity scattering relative to *intra*band scattering.

Several groups<sup>11,12,13,14,15,16,17,18</sup> have investigated the doping of MgB<sub>2</sub> with C with conflicting results concerning the C solubility limit, the composition dependence of  $T_c$  and the possible presence of phase separation. Much of the discrepancy is possibly a synthesis problem due to the slow kinetics of C incorporation. Mickelson *et al.*,<sup>11</sup> and more recently Ribeiro *et al.*,<sup>12</sup> have been able to overcome the diffusion problem by using a C containing starting material, B<sub>4</sub>C, and obtained samples with sharp diffraction peaks and superconducting transitions. The synthesis using B<sub>4</sub>C yields multiphase samples containing another borocarbide, MgB<sub>2</sub>C<sub>2</sub>, since the solubility limit of C in MgB<sub>2</sub> is less than the 20 atom% present in the starting B<sub>4</sub>C.

Our samples were synthesized from high-purity Mg, graphite, and Eagle-Picher <sup>11</sup>B enriched to 99.52%. A low carbon content boron carbide sample with a B<sub>0.85</sub>C<sub>0.15</sub> composition was first made by arc melting the B and graphite together. This material was ground to a coarse powder, mixed with excess Mg and fired at 1000°C for 5 hr as described in Ref.<sup>19</sup>. After the excess Mg was removed by heating to 400°C in vacuum, powder neutron diffraction revealed only sharp diffraction peaks (Fig. 1) and the ac susceptibility showed a sharp transition with a midpoint  $T_c$  of 21.5 K (Fig. 2). Note the absence of broadening of the diffraction lines precludes phase separation that was reported in Ref.<sup>17,18</sup> for highly C-doped MgB<sub>2</sub>. Rietveld analysis of the neutron diffraction data yield lattice constants  $a = 3.0528$  Å and  $c = 3.5219$  Å with a .07 mole fraction of MgB<sub>2</sub>C<sub>2</sub> impurity. The  $a$ -axis is much reduced from 3.0849 Å for the pure material, while the  $c$ -axis is relatively unchanged. MgB<sub>2</sub>C<sub>2</sub> is still present in our samples (although at a lower concentration than in Refs.<sup>11,12</sup>) since our starting C content is still larger than the solubility limit of C in MgB<sub>2</sub>. From the initial carbon content of the boron carbide sample and the final MgB<sub>2</sub>C<sub>2</sub> impurity content, the carbon con-

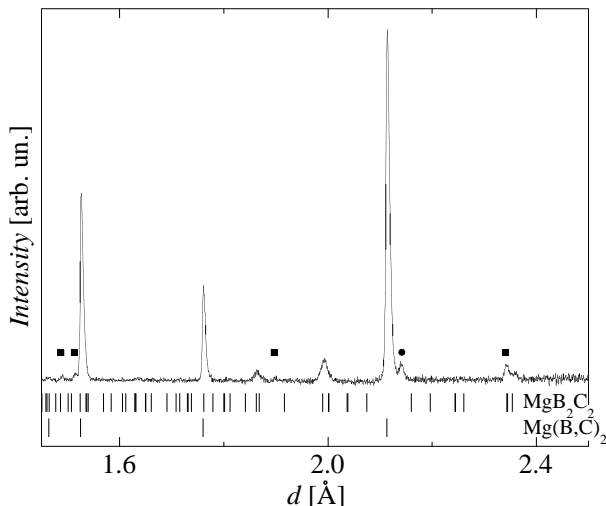


FIG. 1: Partial neutron powder diffraction pattern for the  $\text{MgB}_{1.8}\text{C}_{0.2}$  sample. The solid squares and circle show the diffraction lines for Cd and V, respectively, that are instrumental in nature. The only other extraneous diffraction lines are from  $\text{MgB}_2\text{C}_2$ , present at about .07 mole fraction.

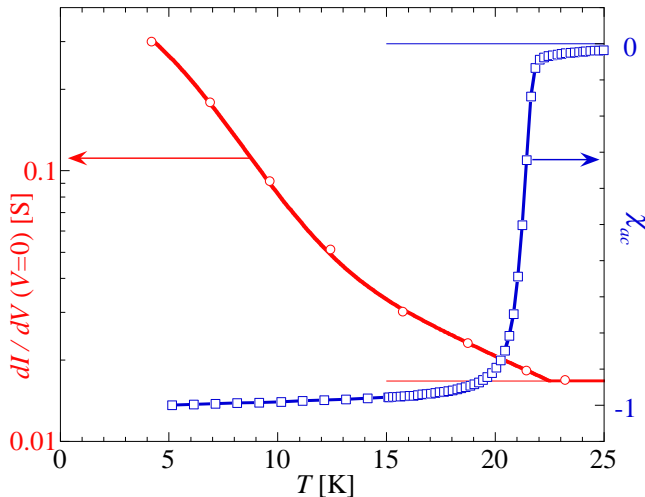


FIG. 2: (color online) Determination of the bulk- $T_c$  from normalized ac susceptibility (squares), and the junction- $T_c$  from the zero-bias conductance due to Josephson coupling (circles). Excellent agreement precludes reduced surface superconductivity.

tent of the C-doped  $\text{MgB}_2$  sample is determined to be  $\text{MgB}_{1.8}\text{C}_{0.2}$ , i.e., a 10 atom% substitution of C for B, with an accuracy of  $\pm 2$  atom%. This defines the solubility limit that agrees with recent results of Avdeev *et al.*<sup>20</sup>

Our tunneling data are on superconductor-insulator-superconductor (SIS) break junctions<sup>2,3</sup> and they commonly identify the smaller gap in the 3D  $\pi$ -bands of C-doped  $\text{MgB}_2$ . An example is shown in Fig. 3 where the current-voltage characteristic,  $I(V)$ , is plotted as the line with open squares along with its differential conductance,  $\frac{dI}{dV}$ , that was generated numerically and is plotted

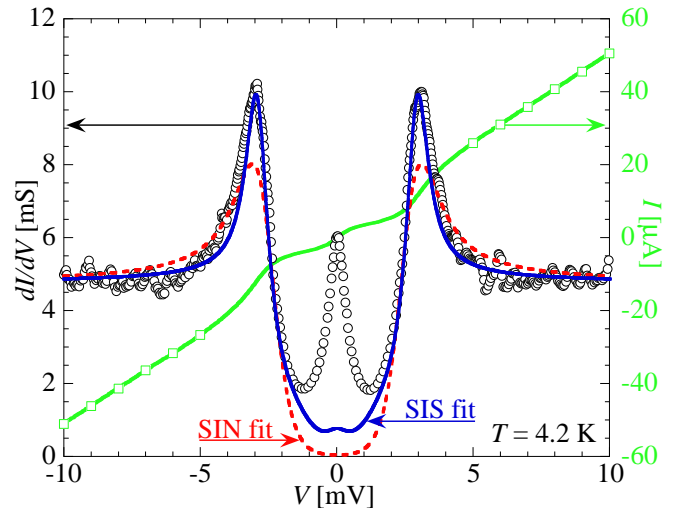


FIG. 3: (color online)  $I(V)$  characteristic (squares) for a relatively low resistance junction in C-doped  $\text{MgB}_2$  taken at 4.2 K. Also shown are the numerical derivative (circles) and calculated fits for single electron tunneling in both the SIS (solid line) and superconductor-insulator-normal metal (SIN) (dashed line) configurations. The appearance of the Josephson pair-tunneling peak at zero voltage and the generally excellent agreement with the solid line establish the SIS configuration.

as open circles. Our tunneling apparatus<sup>21</sup> uses Au tips that readily attach to a piece of  $\text{MgB}_2$  and afterwards the single tunnel junction formed between this attached piece of  $\text{MgB}_2$  and the bulk sample predominates the spectra, i.e., has by far the highest resistance.<sup>2,3</sup> The data exhibit rather sharp coherence peaks near  $\pm 3$  mV that are characteristic for SIS junctions,<sup>28</sup> and an overall spectral shape that is well-reproduced by an SIS fit (solid line in Fig. 3) using  $\Delta_\pi = 1.45$  meV and  $\Gamma = 0.25$  meV. This ratio of  $\Gamma/\Delta_\pi \sim 20\%$  is consistent with our tunneling data on undoped  $\text{MgB}_2$ .<sup>2,3</sup>

The Josephson pair-tunneling peak at zero bias is the most prominent difference with the SIS calculation that only considers single-electron, quasiparticle tunneling.<sup>29</sup> Due to the exceptional strength of this feature in lower-resistance tunnel junctions, and its intimate relation to superconductivity, the disappearance of this zero-bias peak at higher temperature is a very accurate test of the junction- $T_c$ . We traced this feature to high temperatures in a junction that at 4.2 K showed almost 20 times the normal-state background conductance at zero bias, and find it to merge into a flat background at  $T_c \sim 22 - 23$  K (Fig. 2).<sup>30</sup> This is in excellent agreement with the bulk- $T_c$  from magnetization that for comparison is also shown in the same figure, and allows us to draw two conclusions. First, the zero-bias peak is indeed due to Josephson currents, thereby providing solid corroboration of SIS tunneling. Second, the junction- $T_c$  is equivalent to the bulk value, confirming that the tunneling results are not affected by surface effects. Higher-resistance junctions do not show the Josephson pair tunneling at zero bias, as

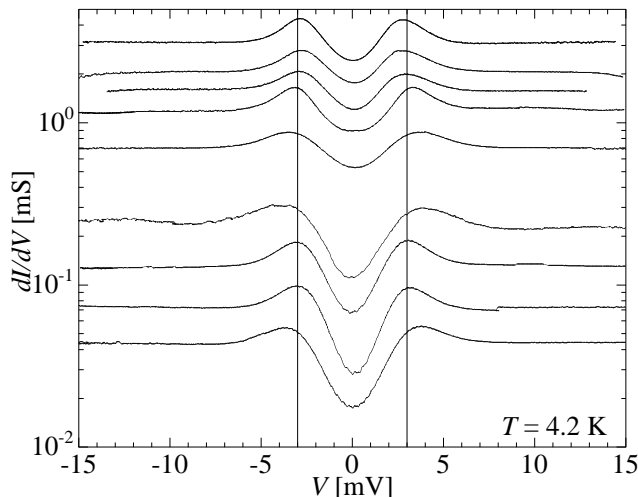


FIG. 4: A compendium of SIS data taken on two different samples, *on a logarithmic scale*, indicating the reproducibility of the location of the coherence peak (energy gap) and the general shape of the data. These higher-resistance junctions do not show the Josephson pair tunneling at zero bias seen in Fig. 3.

is expected. A selection of these, taken on two different samples, are shown in Fig. 4 to indicate the reproducibility of the location of the coherence peak (energy gap) and the general shape of the data.

To explain why we see only the smaller energy gap in the 3D  $\pi$ -band, we follow the reasoning of Ref.<sup>2</sup>. Because of the exponential decay of the electron wavefunction in a barrier, tunneling currents are generally dominated by electron momenta that are within a small angle (typically  $\sim 15$  degrees) of the junction normal. Getting within  $15^\circ$  of the  $ab$ -plane in a randomly formed junction is highly improbable; thus while all tunneling data on  $\text{MgB}_2$  observe the smaller gap in the 3D  $\pi$ -bands, the 2D  $\sigma$ -band is seen only occasionally. When present, contributions from the 2D  $\sigma$ -band are easily distinguished in SIS data<sup>3</sup> but are not seen in the data of Figs. 3 and 4, consistent with more than 95% of the junctions we have observed in undoped  $\text{MgB}_2$ . We thus have an unambiguous determination of the smaller gap in the 3D  $\pi$ -bands.

There is a disparity between this small gap value,  $\Delta_\pi \sim 1.5$  meV, and a large critical temperature,  $T_c \sim 22$  K, that is crucial experimental evidence for two-band superconductivity. The gap ratio,  $\frac{2\Delta_\pi}{k_B T_c} \sim 1.53$ , is severely reduced from the weak-coupling limit of  $\sim 3.53$ , a disparity that would only be increased by strong-coupling effects. This can only be explained by the presence of a second, larger energy gap, i.e., two-band behavior. We note, that  $\frac{2\Delta_\pi}{k_B T_c}$  for C-doped  $\text{MgB}_2$ ,  $\sim 1.53$ , is roughly the same as in undoped  $\text{MgB}_2$ ,  $\sim 1.49$ , i.e. critical temperature and gap scale together with C-doping.

We therefore conclude that two-band superconductivity persists in C-doped  $\text{MgB}_2$ , consistent with specific heat data that show an anomaly reminiscent of that at-

tributed to two-band effects in undoped  $\text{MgB}_2$ .<sup>12</sup> We further conclude that this result gives direct experimental evidence for the absence of *interband* impurity scattering, i.e. scenario (ii). Although a comparable reduction to  $T_c = 25.4$  K was predicted for the dirty limit,<sup>22</sup> i.e., strong *interband* scattering, this would be connected to a single intermediate gap,  $\Delta \sim 4.1$  meV,<sup>22</sup> which is about three times the observed value. From the qualitatively different behavior of the small gap we conclude that the lowering of  $T_c$  in  $\text{MgB}_{1.8}\text{C}_{0.2}$  is caused by changes in the electronic structure rather than by enhanced scattering.

This reduction of  $T_c$  may be understood by the model of covalently bonded hexagonal B nets which are ionically bonded by  $\text{Mg}^{2+}$  ions.<sup>23,24</sup> The attraction of the  $\pi$ -electrons to the  $\text{Mg}^{2+}$  ions lowers the energy of the  $\pi$ -relative to the  $\sigma$ -bands, transferring electrons from the  $\sigma$ - to the  $\pi$ -bands. It is these resultant holes in the  $\sigma$ -bands that are responsible for the high  $T_c$ . Substituting C into  $\text{MgB}_2$  might be expected to change the effective carrier concentration both by direct charge doping and by indirect charge transfer  $\pi \rightarrow \sigma$  through a modification of the ionic system. To first order the large decrease in the  $a$ -axis on C doping results from direct electron doping of the bonding  $\sigma$ -bands, causing a net decrease in the hole content. The unchanged  $c$ -axis indicates little effect on the ionic bonding between  $\text{Mg}^{2+}$  ions and the B nets. Thus it is probably the lowered density of states (DOS) in the  $\sigma$ -bands resulting from direct charge doping by C that causes the large  $T_c$  decrease. Medvedeva *et al.*<sup>25</sup> have calculated the DOS for several different dopants in  $\text{MgB}_2$ . For C they find a reduced DOS and lower  $T_c$ , predicting further that  $T_c$  should fall to zero at a doping level of about 0.085 electrons/B atom as the  $\sigma$ -band falls below the Fermi energy. Yan *et al.*<sup>26</sup> also find a reduced  $T_c$  and a smaller B-B interatomic distance on C doping. All these predictions are in qualitative agreement with our data, although we find that superconductivity persists at 22 K for  $\sim 0.1$  electrons/B atom.

The retention of two-band superconductivity at such a high doping level is surprising, as it requires the absence of sizable *interband* impurity scattering. Again, there are essentially two scenarios that allow us to understand this behavior: (a) doping does not increase *any* scattering, or (b) doping increases *intradband* scattering only, while *interband* scattering is unaffected. In scenario (a) the lack of any scattering implies the C forms a superlattice. Scenario (b) requires the selective suppression of *interband* scattering relative to *intradband* scattering, and below we will present evidence that supports scenario (b).

For impurities as dilute as the 10% C for  $^{11}\text{B}$  in our samples, the possibility of local ordering, e.g., staged replacement of, on average, every 5th B layer with an ordered  $(\text{BC})_{0.5}$  layer cannot be ruled out, but the long-range order needed for scenario (a) would not be expected. Testing for this is difficult since the contrast between C and  $^{11}\text{B}$  is weak by any scattering technique. Electron scattering offers the highest sensitivity to ordering because the diffraction occurs from tiny single crys-

tals in the powder sample. Transmission electron diffraction was performed on crystallites aligned along the [001] and [100] zone axes, and no evidence of any ordering of dopant ions was found. We therefore conclude, that C enters the lattice as randomly distributed impurities, and that the sharp  $T_c$  and the narrow powder diffraction peaks (see Fig. 1) are the result of a solubility limit for C in  $\text{MgB}_2$  (that in the presence of excess C would be expected to result in a homogenous doping just at this limit) rather than a well-ordered C superlattice.

In the absence of C-ordering, the dopant atoms are expected to act as scattering centers, and we may estimate the effective mean free path from the C-concentration. Using a  $2 \times 2 \times 1$   $\text{MgB}_2$  supercell containing one C atom, equivalent to  $1/8 = 12.5\%$  impurities, the average C-C in-plane distance is  $\sim 0.6$  nm, about one order of magnitude less than the anisotropic coherence lengths in undoped  $\text{MgB}_2$  (that are 4 and 10 nm<sup>27</sup>). Such a significantly reduced mean free path is borne out by the increase in  $\frac{dH_{c2}}{dT}(T_c)$  by about a factor of two upon similar C-doping.<sup>12</sup>

We therefore conclude that the retention of two-band superconductivity in the presence of heavy C-doping is a result of the selective suppression of *interband* impurity scattering, scenario (b). (Note that the absence of sizable *interband* scattering is a non-trivial prerequisite

for the observation of two-band superconductivity even in undoped  $\text{MgB}_2$ .) Mazin *et al.*<sup>10</sup> studied scattering in  $\text{MgB}_2$  theoretically and argued that *interband* impurity scattering would be suppressed due to the disparity between  $\sigma$ - and  $\pi$ -wavefunctions. Applied to the case of C-doped  $\text{MgB}_2$ , this suggests that the two-band nature of superconductivity (that requires the absence of sizable *interband* scattering) can be retained, while at the same time other properties (that depend on *intra*band scattering) may be suggestive of the dirty limit, e.g., show increased resistivity and  $\frac{dH_{c2}}{dT}(T_c)$ .

In conclusion, our tunneling results on  $\text{MgB}_{1.8}\text{C}_{0.2}$  demonstrate the retention of two-band superconductivity in the presence of significant scattering, consistent with specific heat measurements of Ribeiro *et al.*<sup>12</sup> We explain this by the selective suppression of *interband* scattering, as suggested by Mazin *et al.*<sup>10</sup> Our experiment shows that this suppression is a surprisingly robust feature of  $\text{MgB}_2$  and strong enough to retain the two-band character even in the presence of a C-doping content sufficient to reduce  $T_c$  by a factor of two.

The authors acknowledge discussions with D.J. Miller, and technical support from S. Short and H. Zheng. This research is supported by the U.S. Department of Energy, Basic Energy Sciences—Materials Sciences, under contract # W-31-109-ENG-38.

- 
- <sup>1</sup> J. Nagamatsu, N. Nakagawa, T. Muranaka, Y. Zenitani, and J. Akimitsu, *Nature* **410**, 63 (2001).
- <sup>2</sup> H. Schmidt, J.F. Zasadzinski, K.E. Gray, and D.G. Hinks, *Phys. Rev. Lett.* **88**, 127002 (2002).
- <sup>3</sup> H. Schmidt, J.F. Zasadzinski, K.E. Gray, and D.G. Hinks, *Physica C* **385**, 221 (2003).
- <sup>4</sup> P. Szabó *et al.*, *Phys. Rev. Lett.* **87**, 137005 (2001).
- <sup>5</sup> F. Giubileo *et al.*, *Phys. Rev. Lett.* **87**, 177008 (2001).
- <sup>6</sup> M. Iavarone *et al.*, *Phys. Rev. Lett.* **89**, 187002 (2002).
- <sup>7</sup> R.S. Gonnelli *et al.*, *Phys. Rev. Lett.* **89**, 247004 (2002).
- <sup>8</sup> F. Bouquet, R.A. Fisher, N.E. Phillips, D.G. Hinks, and J.D. Jorgensen, *Phys. Rev. Lett.* **87**, 047001 (2001).
- <sup>9</sup> A.Y. Liu, I.I. Mazin, and J. Kortus, *Phys. Rev. Lett.* **87**, 087005 (2001).
- <sup>10</sup> I.I. Mazin *et al.*, *Phys. Rev. Lett.* **89**, 107002 (2002).
- <sup>11</sup> W. Mickelson, J. Cumings, W.Q. Han, and A. Zettl, *Phys. Rev. B* **65**, 052505 (2002).
- <sup>12</sup> R.A. Ribeiro, S.L. Bud'ko, C. Petrovic, and P.C. Canfield, *Physica C* **384**, 227 (2003).
- <sup>13</sup> T. Takenobu, T. Ito, D.H. Chi, K. Prassides, and Y. Iwasa, *Phys. Rev. B* **64**, 134513 (2001).
- <sup>14</sup> A. Bharathi *et al.*, *Physica C* **370**, 211 (2002).
- <sup>15</sup> Z.-H. Cheng *et al.*, *J. Appl. Phys.* **91**, 7125 (2002).
- <sup>16</sup> M. Paranthaman, J.R. Thompson, and D.K. Christen, *Physica C* **355**, 1 (2001).
- <sup>17</sup> I. Maurin *et al.*, *Physica B* **318**, 392 (2002).
- <sup>18</sup> K. Papagelis *et al.*, *J. Phys.: Condes. Matter* **14**, 7363 (2002).
- <sup>19</sup> D.G. Hinks, J.D. Jorgensen, H. Zheng, and S. Short, *Physica C* **382**, 166 (2002).
- <sup>20</sup> M. Avdeev, J.D. Jorgensen, R.A. Ribeiro, S.L. Bud'ko, and P.C. Canfield, *Physica C* **387**, 301 (2003).
- <sup>21</sup> L. Ozyuzer, J.F. Zasadzinski, and K.E. Gray, *Cryogenics* **38**, 911 (1998).
- <sup>22</sup> A. Brinkman *et al.*, *Phys. Rev. B* **65**, 180517(R) (2002).
- <sup>23</sup> J.M. An and W.E. Pickett, *Phys. Rev. Lett.* **86**, 4366 (2001).
- <sup>24</sup> J. Kortus, I.I. Mazin, K.D. Belashchenko, V.P. Antropov, and L.L. Boyer, *Phys. Rev. Lett.* **86**, 4656 (2001).
- <sup>25</sup> N.I. Medvedeva, A.L. Ivanovskii, J.E. Medvedeva, and A.J. Freeman, *Phys. Rev. B* **64**, 020502(R) (2001).
- <sup>26</sup> Y. Yan and M.M. Al-Jassim, *J. Appl. Phys.* **92**, 7687 (2002).
- <sup>27</sup> L. Lyard *et al.*, *Phys. Rev. B* **66**, 180502(R) (2002).
- <sup>28</sup> Note the qualitative disagreement with an SIN fit using a gap of 2.6 meV and virtually zero lifetime broadening,  $\Gamma$ . At 4.2 K, thermal effects alone would broaden the peaks to about half their observed height, as shown by the dashed line in Fig. 3.
- <sup>29</sup> Note that the SIS calculation reveals a small hump at zero bias due to tunneling of thermally-activated quasiparticles. This is seen in high-resistance, low- $\Gamma$  tunnel junctions in undoped  $\text{MgB}_2$ ,<sup>2,3</sup> but like the Josephson current it is a feature that is only found in SIS junctions. The observed zero-bias peak seen in Fig. 3 is too large to be explained by thermal activation, but agrees with the Josephson pair tunneling that is seen in such low-resistance ( $\sim 210 \Omega$  in this case) junctions in undoped  $\text{MgB}_2$ .
- <sup>30</sup> Note that the zero-bias conductance signal is *not proportional* to the Josephson current,  $I_J$ , itself and its temperature dependence is not expected to follow  $I_J(T)$ . However, the disappearance of both quantities coincides and allows

for an unambiguous determination of  $T_c$ .