

*** Temperature Dependence of Optical Spectra for the CDW Gap and Optical Phonons in BaBiO₃

*Hyun-Tak Kim, Hidetoshi Minami and Hiromoto Uwe
Institute of Applied Physics, University of Tsukuba, Ibaraki 305, Japan

We have studied the temperature dependence of the optical spectra for the CDW gap and optical phonons in a single crystal of BaBiO₃ and a film deposited by laser ablation. The integrated optical conductivity for optical phonons decreases rapidly with increasing temperature above 150 K, while the single-particle excitation across the CDW gap remains constant.

BaBiO₃ with a perovskite structure has been known as a mother material for the superconducting Ba_{1-x}K_xBiO₃ (BKBO), Ba_{1-x}Rb_xBiO₃ (BRBO) of $T_c=30\text{K}$ at $x=0.4$ and BaPb_{1-x}Bi_xO₃ (BPBO) of $T_c=13\text{K}$ at $x=0.25$. The transition from semiconductor to superconductor occurs with doping. The semiconductivity of BaBiO₃ is worth studying in order to elucidate the mechanism of their superconductivity.

BaBiO₃ is a semiconductor despite the metallic prediction of the band-structure calculations in the cubic phase.¹ In order to explain this energy gap, Charge-Density-Wave (CDW) theory has been introduced. The CDW instability originates from the aversion of Bi to the 4⁺ valence, which leads to a disproportionation of Bi³⁺ (6s²) and Bi⁵⁺ (6s⁰) valences on alternate sites. A commensurate CDW with alternately expanded and contracted Bi-O bond lengths on adjacent sites has been found. In the measurement of neutron and X-ray diffraction, Cox and Sleight found that the breathing mode distortion occurs in the real material.²

Experiments to probe the electronic structure of BaBiO₃ have been performed by several groups, principally using optical spectroscopy techniques. The energy gap of CDW of 2 eV and four-optical phonons in a far-infrared region were revealed.^{3,4} Also, an indirect gap corresponding to the activation energy; the 0.24 eV was found in mid-infrared absorption spectra.⁵

In this paper, we investigate temperature dependences of optical phonons in a far-infrared region and the CDW gap of 2 eV for a single crystals of BaBiO₃ prepared by a flux method and for thin films deposited by laser ablation, respectively.

A single crystal of BaBiO₃ was prepared by a flux method from a mixture of BaO and Bi₂O₃ powders. In a furnace, the temperature was increased to 1015°C over 8 hours. The temperature was kept at 1015°C for 30 minutes, decreased for 15 hours at a rate of 1°C/h, and then allowed to decrease to room temperature naturally. Then, single crystals with a sufficiently large area appeared at the surface of the bowl with a golden color. Their crystal structures were found to be monoclinic by means of X-ray diffraction (XRD).

The film were synthesized by laser ablation at the substrate temperature of 600°C at the laser-energy density of 2 J/cm² under an oxygen atmosphere at the pressure of 200 mTorr on the transparent (100)MgO substrate.

The thickness of the film was about 280 nm. The laser-ablation system and deposition procedures of the film were explained in a previous paper⁶.

The reflectances and transmittances of BaBiO₃ were observed by using spectrometers with a visible near-infrared and of the Fourier Transformer of Infrared (FTIR). Reflectances were observed in the infrared range of 600 cm⁻¹ (80 meV) from 30 K to 300 K. Transmittances in a visible near-infrared region were observed from 20°C to 300°C and examined no heat detriment at 50°C after heating.

Figure 1 (a)-(g) shows optical conductivities, σ_{op} , of optical phonons observed in the range of 50-600 cm⁻¹ (50-80 meV) at various temperatures. These conductivities were calculated from reflectances by the Kramers-Kronig relation. The conductivities decrease with increasing and decreasing temperature from 150 K. Each peak position of phonons does not significantly vary with temperature. By the relation of the sum rule ($\int \sigma_{op} dE = \hbar e^2 N_{op} / 2m$), we can define the electronic density, N_{op} ; here, the rest mass of electron is used for a mass, m . The N_{op} is shown in Fig. 2 as a function of temperature, which shows a maximum at 150 K. Since the conventional optical phonons should not exhibit temperature dependence of optical conductivity; this anomalous temperature dependence is attributed to the optical phason proposed by M. J. Rice⁷. The each phonon decreases σ_{op} rapidly with temperature above 150 K, as shown in Fig. 3 (a)-(d), here, the phonons are called the phonon 1, 2, 3 and 4 with decreasing order of the wave number. The decrease of the optical conductivity indicates that the electronic density of CDW decreases. The decreased electron density to the electron density of 150 K nearly agrees with the carrier density deduced from the hall effect⁸. This exhibits that the electronic condensate in the CDW state loose electrons excited to the conduction band, in which the optical spectrum would be broad unobservable. Probably, the decrease of the optical conductivity below 150 K may be due to a structural-phase transition. In the case of 1D-metal such as KCP and K_{0.3}MoO₃, peaks in a far-infrared region have been known as the pinned acoustic phason should be searched below 50 cm⁻¹.

Figure 4 (a)-(e) show the transmittances observed near 16000 cm⁻¹ (CDW gap of 2 eV) at various temperatures. The BaBiO₃ film deposited by laser ablation was used

for the transmittance observation. A thickness of the film was about 280 nm. The transmittances at 17000 cm^{-1} increase with increasing temperature. The minimum positions (17000 cm^{-1}) of each transmittance do not vary with temperature. A damage at the film occurs above 350°C . The transmittance observed at 50°C after the heating is nearly the same as that observed at room temperature, as shown in Fig. 4 (e), which indicates that the film is cooled without a damage. The transmittance shows a large conductivities at 20°C and 300°C were calculated from absorption coefficients calculated from Gauss-Newton numerical analysis, as shown in Fig. 5. The conductivities decrease with increasing temperature at the maximum position. However, the total integrated σ_{op} remains rather constant all through the temperatures.

In conclusion, we have found the temperature-dependent optical conductivity for phason. This is characteristic of the optical phason in the CDW state of BaBiO_3 .

-
- *** "Advances in Superconductivity VII" (Eds. K. Yamafuji and T. Morishita, Springer-Verlag, Tokyo, 1995) p169.
- † Hyun-Tak Kim (htkim@etri.re.kr), Present address: Telecom. Basic Research Lab., ETRI, Daejeon 305-350, Korea.
- ¹ L. F. Mattheiss and D. R. Hamann, Phys. Rev. B26 (1982)2686, Phys. Rev. B28 (1983) 4227.
- ² D. E. Cox and A. W. Sleight, Act. Cryst. B35 (1979) 1.
- ³ S. Uchida, S. Tajima, A. Masaki, S. Sugai, K. Kitazawa, and S. Tanaka, J. Phys. Soc. Jpn. 54 (1985) 4395.
- ⁴ A. Inoue, A. Iyo, H. Uwe, T. Sakudo, Y. Tanaka and M. Tokumoto, Advances in Superconductivity IV p. 139, Springer-Verlag, Tokyo, (1992).
- ⁵ H. Uwe, H. T. Kim and K. Tachibana, Proc. of 8th CIMTEC-World Ceramic Congress and Forum on New Materials, Florence, 1994..
- ⁶ H. T. Kim, A. Sumi, H. Uwe, J. Fujita and K. Ohshima, Jpn. J. Appl. Phys. 32 (1993) 4529.
- ⁷ M. J. Rice, Phys. Rev. Lett. 37 (1976) 37.
- ⁸ H. Takaki, S. Uchida, S. Tajima, K. Kitazawa and S. Tanaka, Proc. of Int. Conf. on Physics of Semiconductors, Stockholm, 1986, p. 1851, (World Scientific, Singapore, 1986).
- ⁹ P. Bruesch, S. Strassler, and H. R. Zeller, Phys. Rev. B12 (1975) 219.
- ¹⁰ G. Travaglini and P. Wachter, Phys. Rev. B30 (1984) 1971.

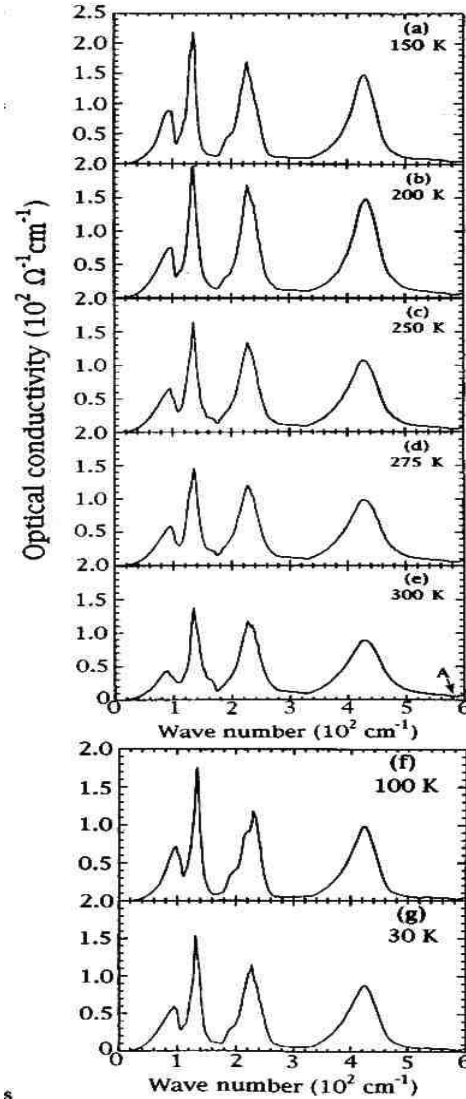


FIG. 1. Temperature dependence of optical phonons for BaBiO_3

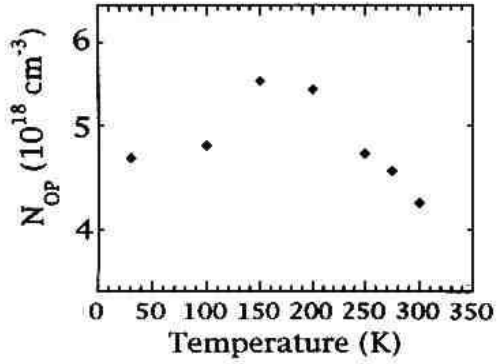


FIG. 2. Temperature dependence of electronic density, N_{op} .

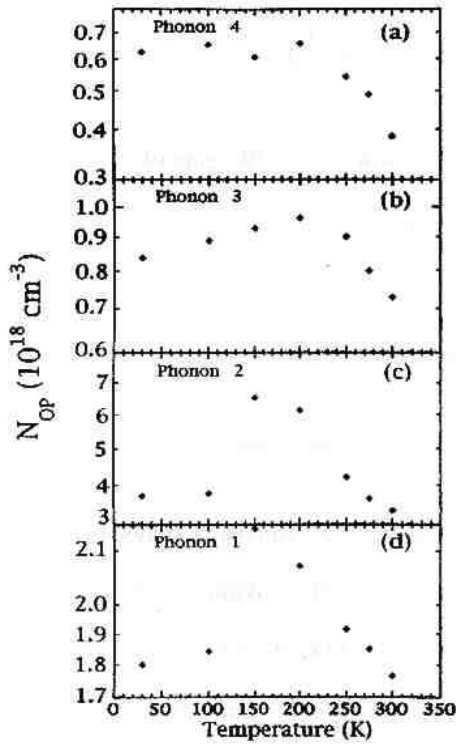


FIG. 3. Temperature dependence of each one of phonons.

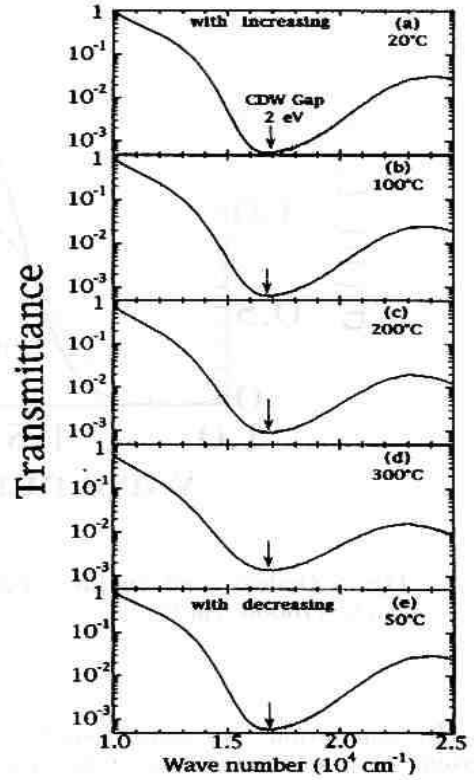


FIG. 4. Temperature dependence of transmittance near the CDW gap of 2 eV (16000 cm^{-1}).

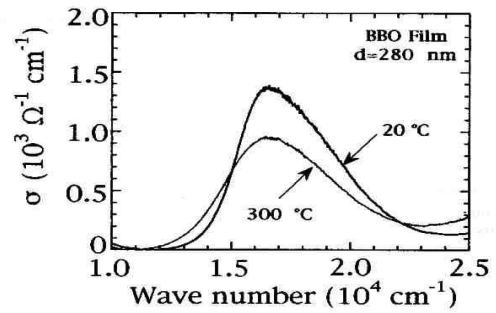


FIG. 5. Optical conductivities at 20° and 300°C near the CDW gap of 2 eV (16000 cm^{-1}).