

# Quantum Melting of the Charge Density Wave State in 1T-TiSe<sub>2</sub>

C. S. Snow, J. F. Karpus, S. L. Cooper\*, T. E. Kidd<sup>+</sup>, and T.-C. Chiang

*Department of Physics and Frederick Seitz Materials Research Laboratory,  
University of Illinois at Urbana-Champaign, Urbana, Illinois 61801*

(Dated: November 11, 2018)

We report a Raman scattering study of low-temperature, pressure-induced melting of the CDW phase of 1T-TiSe<sub>2</sub>. Our Raman scattering measurements reveal that the collapse of the CDW state occurs in three stages: (i) For  $P < 5$  kbar, the pressure dependence of the CDW amplitude mode energies and intensities are indicative of a “crystalline” CDW regime; (ii) for  $5 < P < 25$  kbar, there is a decrease in the CDW amplitude mode energies and intensities with increasing pressure that suggests a regime in which the CDW softens, and may decouple from the lattice; and (iii) for  $P > 25$  kbar, the absence of amplitude modes reveals a melted CDW regime.

PACS numbers: 71.30.+h; 71.45.Lr; 78.30.-j

There has been a great deal of interest in the relationship between various diverse and exotic low temperature phases of strongly correlated systems, including the antiferromagnetic insulating and unconventional superconducting phases of the high  $T_c$  cuprates,[1] the charge-ordered insulating and ferromagnetic metal phases of the manganese perovskites,[2] the orbital-ordered and ferromagnetic metal phases of the ruthenates,[3, 4, 5] and the charge-density-wave (CDW) and superconducting phases of layered dichalcogenides such as 2H-NbSe<sub>2</sub>. [6] Of particular interest is the exotic phase behavior that is expected between fully-ordered (crystalline) and disordered (isotropic) phases as one tunes the interactions in these systems using some control parameter other than temperature. These include, for example, electronically phase-separated regimes,[2] and “quantum liquid crystal” smectic and nematic phases, which are expected to be observed between charge-ordered insulating and ‘disordered’ metallic or superconducting phases as one increases the interactions between the charge stripes.[7] Clearly, therefore, it is of great interest to carefully explore the manner in which quantum ordered phases collapse, or ‘melt’, into quantum disordered phases as a function of some control parameter that tunes the competing interactions in the material at low temperatures.

In this paper, we report a pressure-dependent low temperature Raman scattering study of the CDW system 1T-TiSe<sub>2</sub>, in which we are able to explore the manner in which the CDW state ‘melts’ with increasing pressure near  $T \sim 0$  K. Because of its layered structure and simple commensurate CDW phase, 1T-TiSe<sub>2</sub> is an ideal system for such an investigation. 1T-TiSe<sub>2</sub> is also of interest because the CDW transition is not driven by conventional Fermi surface nesting, but rather by an unconventional mechanism involving electron-hole coupling and an “indirect” Jahn-Teller effect.[8] Our low-temperature, pressure-dependent light scattering approach allows us to explore unique details associated with quantum mechanical melting of the CDW in 1T-TiSe<sub>2</sub>. In particular, this study reveals that the CDW state evolves with increasing

pressure in a manner reminiscent of classical 2D melting, with ‘crystalline’ and ‘disordered’ regimes, as well as an intermediate ‘soft’ CDW regime in which the CDW may be incommensurate with the lattice. Furthermore, this study demonstrates the efficacy of pressure-tuned light scattering for examining a much broader class of quantum phase transitions in strongly correlated systems.

The 1T-TiSe<sub>2</sub> samples used in this study were grown by iodine vapor transport with a temperature gradient of 570-640 °C.[8] The sample stoichiometry was verified by x-ray and resistivity measurements. The Raman spectra were taken in a true backscattering geometry with 647.1 nm incident photons. Variable low temperature, high-pressure measurements were obtained with a modified SiC-anvil cell inserted into a flow-through helium cryostat, allowing continuous adjustment of both the temperature (3.5-300 K) and pressure (0-100 kbar).[5] Argon was used as the pressure transmitting medium, and the pressure inside the cell was determined from the shift of the ruby fluorescence line; argon is quasi-hydrostatic in the temperature and pressure range of interest.[9] From the linewidth variation of the ruby line as a function of pressure and temperature, we estimate the degree of non-hydrostaticity in the pressure cell to be 1% or less.

Figure 1 shows the temperature-dependent Raman scattering spectrum below the CDW transition temperature at  $T_C \sim 200$  K. Several new modes develop in the CDW phase. Of particular interest are an  $E_g$  mode near  $75 \text{ cm}^{-1}$  and an  $A_{1g}$  mode near  $115 \text{ cm}^{-1}$ . These two modes are CDW-coupled “amplitude” modes associated with the zone-boundary transverse acoustic phonons from the  $L$ -point in the Brillouin zone, which are folded to the zone-center due to the formation of the CDW superlattice.[10, 11] That these two modes are indeed coupled to the CDW mode is confirmed by their temperature dependence in Fig. 2: Both the  $75 \text{ cm}^{-1}$   $E_g$  and  $115 \text{ cm}^{-1}$   $A_{1g}$  amplitude mode energies soften as the temperature is increased toward the CDW transition temperature. By contrast, the  $E_g$  zone-center optical phonon near  $134 \text{ cm}^{-1}$  is nearly temperature-independent, indi-

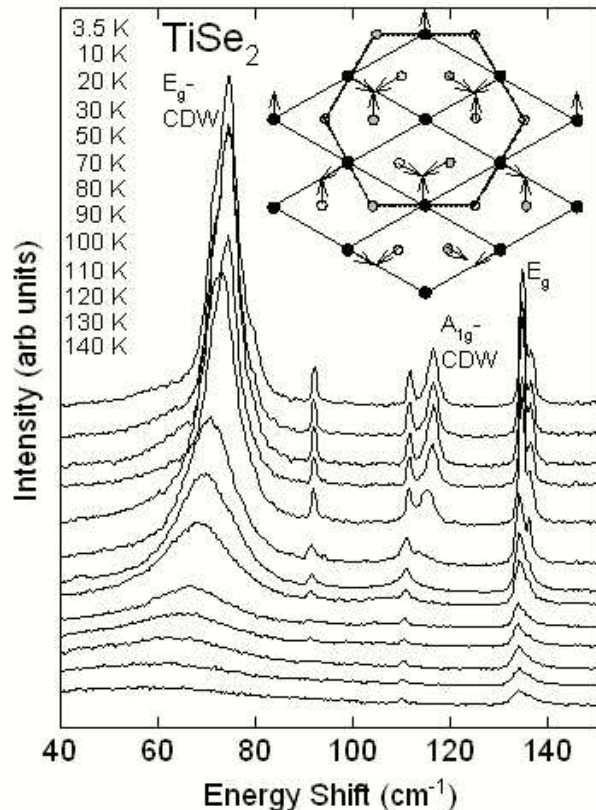


FIG. 1: Temperature dependent Raman scattering spectra of TiSe<sub>2</sub>. The inset shows the displacement pattern associated with the CDW distortion, for Ti atoms (solid), Se atoms above a Ti layer (open), and Se atoms below a Ti layer (shaded).

cating that it is not strongly influenced by the development of the CDW state.

A few comments concerning the two CDW amplitude modes observed in Fig. 1 will help in the interpretation of the pressure-dependent light scattering data. First, the CDW amplitude modes are excitations of the CDW ground state, involving fluctuations of the CDW state that modulate the amplitude of the charge density wave. In particular, the  $A_{1g}$  amplitude mode near  $115 \text{ cm}^{-1}$  is a breathing mode distortion, and therefore involves fluctuations of the CDW amplitude that preserve the symmetry of the CDW ground state. Consequently, the  $A_{1g}$  amplitude mode displacement pattern is the same as the static CDW displacement pattern shown in the inset of Fig. 1. On the other hand, the  $E_g$  amplitude mode involves out-of-phase fluctuations of the CDW amplitude away from the ground state symmetry. In combination, these two amplitude modes serve as ideal “probes” with which to study the stability and elasticity of the CDW state as it evolves, and eventually melts, as a function of increasing pressure.

Figure 3 shows the pressure dependent Raman spectra of TiSe<sub>2</sub> at 3.5 K. The energy and intensity of the

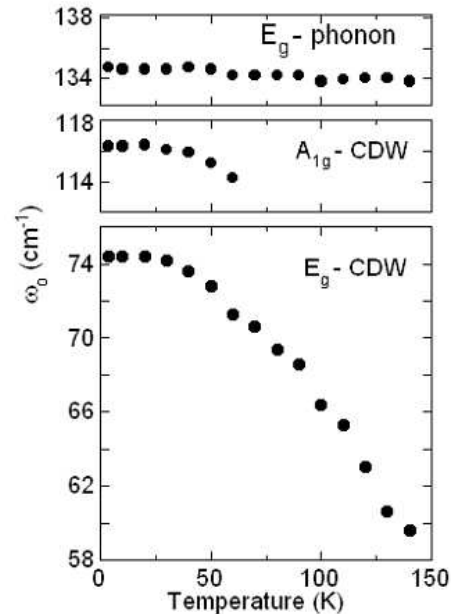


FIG. 2: Temperature dependence of the peak energies of the (top)  $E_g$  optical mode, (middle)  $A_{1g}$  CDW-amplitude mode, and the (bottom)  $E_g$  CDW-amplitude mode.

$115 \text{ cm}^{-1}$   $A_{1g}$  and  $75 \text{ cm}^{-1}$   $E_g$  CDW amplitude modes, along with the  $134 \text{ cm}^{-1}$   $E_g$  optical phonon mode, are summarized in Fig. 4. One of the chief effects of pressure on the low temperature Raman spectrum of 1T-TiSe<sub>2</sub> is the gradual suppression of the  $75 \text{ cm}^{-1}$  and  $115 \text{ cm}^{-1}$  CDW amplitude mode intensities with increasing pressure, and the complete collapse of the CDW state near a  $T \sim 0$  critical pressure of  $P^* \sim 25 \text{ kbar}$ . This value of the critical pressure is similar to that observed in pressure-induced CDW-to-metal transitions measured using transport measurements, including NbSe<sub>3</sub> ( $P^* \sim 24 \text{ kbar}$ )[12] and Lu<sub>5</sub>Ir<sub>4</sub>Si<sub>10</sub> ( $P^* \sim 21 \text{ kbar}$ ).[13]

Even more interesting than the observed pressure-induced collapse of the CDW phase, is the manner in which this collapse occurs. This process can be carefully studied by examining the energies and integrated intensities of the  $75 \text{ cm}^{-1}$   $E_g$  and  $115 \text{ cm}^{-1}$   $A_{1g}$  amplitude modes as a function of pressure, which are summarized in Fig. 4(b) and (c), respectively. For comparison, the pressure-dependent energy of the  $134 \text{ cm}^{-1}$  optical phonon mode is illustrated in Fig. 4(a).

Notably, Fig. 4 reveals several regimes of behavior associated with the pressure-induced ( $T \sim 0$ ) quantum melting of the CDW state in 1T-TiSe<sub>2</sub>: (i) *Crystalline CDW regime* - From  $P=0$  to  $5 \text{ kbar}$ , the  $A_{1g}$  CDW amplitude mode’s intensity increases, and its energy increases at a rate of approximately  $d\omega_o/dP \sim +1 \text{ cm}^{-1}/\text{kbar}$ . This behavior is consistent with increased stiffening of the CDW state with increased pressure, characteristic of a typical “crystalline” phase. Significantly, the rate

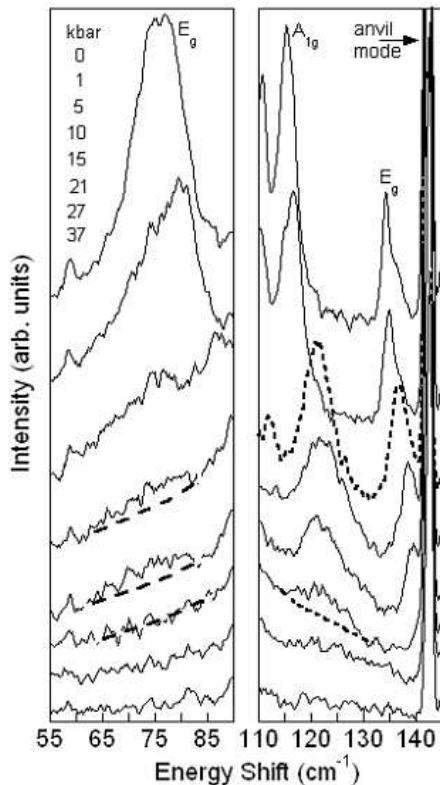


FIG. 3: Pressure-dependence of the Raman spectra of TiSe<sub>2</sub> at T= 3.5K. The intense mode near 143 cm<sup>-1</sup> is an anvil phonon mode. The long-dash lines depict the approximate background levels under the amplitude modes shown.

at which the A<sub>1g</sub> amplitude mode energy increases with pressure is similar to that observed for the 134 cm<sup>-1</sup> optical phonon mode (Fig. 4(a)), providing evidence that the CDW remains commensurate with the lattice in this regime. (ii) *Soft CDW regime* - Between P = 5 to 25 kbar, the A<sub>1g</sub> amplitude mode exhibits a number of interesting and anomalous changes as a function of increasing pressure: its energy softens - revealing an anomalous, slightly negative Grüneisen mode parameter  $d\omega_o/dP$  in this regime - its intensity decreases rapidly, and its linewidth increases substantially. All of this behavior is consistent with a distinct softening of the CDW state to breathing-mode fluctuations of the CDW amplitude in this regime. Equally interesting is the fact that the energies of the A<sub>1g</sub> amplitude and E<sub>g</sub> optical phonon modes exhibit distinctly different pressure-dependencies in this regime, suggesting that the CDW decouples from the lattice (i.e., becomes incommensurate) in this regime.[14] Evidence for a pressure-induced transition to an incommensurate CDW phase has also been observed in 2H-TaSe<sub>2</sub> by high-pressure x-ray scattering.[16] Interestingly, the E<sub>g</sub> amplitude mode also exhibits a particularly anomalous pressure-dependence in this regime, including a decrease in energy and a rapid reduction in intensity

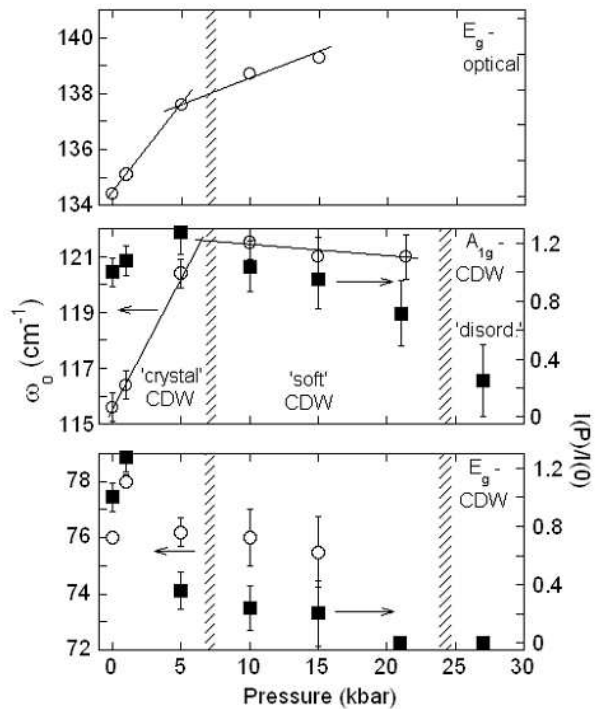


FIG. 4: Pressure-dependence of the peak energies (circles) and normalized integrated intensities,  $I(P)/I(P=0)$  (squares) of the E<sub>g</sub> optical mode (top), and A<sub>1g</sub> CDW-amplitude mode (middle), and E<sub>g</sub> CDW-amplitude mode (bottom) at T=3.5K.

with increasing pressure. The rapid disappearance of the E<sub>g</sub> mode, in particular, indicates that out-of-phase fluctuations of the CDW amplitude are not well-defined excitations above roughly  $P \sim 5$  kbar, even though there is clearly some vestige of the CDW state at these pressures, as evidenced by the presence of the A<sub>1g</sub> amplitude mode. This may indicate a breakdown of long-range CDW order in this phase regime; indeed, calculations of 1D CDW systems show that a softening of the CDW to shear deformations, and a consequent breakdown of long-range translational order, occurs when the coupling between CDW stripes reaches a critical value.[15] In sum, the observed pressure-dependencies of the CDW and lattice modes are characteristic of a regime in which the CDW has not only begun to soften, or ‘melt’, but in which the CDW may have an increased propensity to move (‘slide’) in response to an applied field due to decreased pinning to the lattice. (iii) *Disordered regime* - Finally, above  $P^* \sim 25$  kbar, there is no evidence in the spectra for long- or short-range CDW order, suggesting that the CDW state has melted completely into a disordered phase.

It is interesting to compare the pressure-induced ‘melting’ process described above for 1T-TiSe<sub>2</sub> to melting in other systems.[17, 18] For example, calculations of classical melting in 2D solids suggest the presence of a “hexatic” phase - in which long-range orientational

order is preserved, but long-range translational order is lost - intermediate between the crystalline and disordered phases. This topological phase arises because dislocations cause translational order to decay exponentially, but cause a much weaker suppression of orientational order. Such a hexatic-like phase has indeed been observed as a function of increasing disorder ( $x$ ) in the  $\text{Nb}_x\text{Ta}_{1-x}\text{S}_2$  system using scanning-tunnelling-microscopy (STM): these measurements reveal a system that is, in turn, crystalline ( $0 < x < 0.04$ ), hexatic ( $0.04 \leq x \leq 0.07$ ), and amorphous ( $x > 0.07$ ), as a function of increasing disorder ( $x$ ).

While the above phase behavior in 2D systems is reminiscent of the phase regimes we observe as a function of pressure in 1T-TiSe<sub>2</sub>, two important points should be made with respect to this comparison. First, in contrast to the examples above, the melting process we observe in 1T-TiSe<sub>2</sub> is driven at  $T \sim 0$  K by pressure-tuning the competing interactions in this system. To understand the nature of this competition, note first that the zero-pressure CDW state in 1T-TiSe<sub>2</sub> is unconventional, arising from an indirect Jahn-Teller-type interaction that splits and lowers the unoccupied conduction band:[8] as a result of the electron-hole interaction between the conduction and valence bands, the lowering of the split conduction band “repulses” and flattens the valence band, resulting in a lowering of the system’s energy, and the formation of a small gap CDW state. Upon applying pressure to this CDW state, one expects several regimes of behavior: at low applied pressures, increasing pressure will increase the matrix element associated with the Jahn-Teller interaction; this will result in a further lowering the conduction band, and via the electron-hole coupling, a lowering of the valence band and a consequent stiffening of the CDW state. This behavior is similar to that observed in the “crystalline CDW” regime of Fig. 4. As the pressure is increased beyond some critical pressure, however, the increasing strength of the Jahn-Teller interaction will eventually overwhelm the electron-hole interaction between the conduction and valence bands, leading to a collapse of the CDW gap, and a pressure-induced transition to a metallic phase in which the CDW distortion is completely suppressed. Most significantly, our results indicate that prior to the complete collapse of the CDW gap above  $P^*$ , there is a distinct “soft CDW” phase regime in which the CDW loses its stiffness; this is likely to result from an increase in fluctuations of the CDW near  $P^*$ . In theoretical support of this, Zaitsev-Zotov *et al.* have shown that increased coupling between CDW stripes leads to an increase in dynamic fluctuations and a decreased CDW stiffness.[15] Interestingly, such long wavelength lattice fluctuations are expected to destroy long-range translational order but preserve long-range orientational order.[19]

Second, the degree of interlayer coupling in 1T-TiSe<sub>2</sub> should influence the nature of the quantum melting

transition.[20] For example, while classical melting of a 2D system occurs via a continuous phase transition with an intermediate topological phase regime, classical 3D melting occurs via an abrupt first-order phase transition. Significantly, the continuous nature of the pressure-induced evolution of the CDW state we observe in 1T-TiSe<sub>2</sub>, and evidence for an intermediate “soft CDW” regime in which there may only be short-range CDW order, suggests that pressure-induced quantum melting of the CDW in 1T-TiSe<sub>2</sub> occurs in a manner akin to classical 2D melting.

In summary, Raman scattering studies of  $T \sim 0$  pressure-induced melting of the CDW state in 1T-TiSe<sub>2</sub> reveals both a low-pressure ( $P < 5$  kbar) “crystalline” regime, and a high-pressure ( $P > 25$  kbar) “disordered” regime. Most interesting, however, is evidence for an intermediate pressure regime ( $5 \leq P \leq 25$  kbar) in which the CDW loses its stiffness and may have no long-range translational order.

We thank M.V. Klein and E. Fradkin for useful discussions. This work was supported by the National Science Foundation under grant DMR02-44502, and by the Department of Energy under grant DEFG02-91ER45439.

\* Corresponding author: s\_cooper@mrl.uiuc.edu

+ Present address: Brookhaven National Laboratory

- [1] *Physical Properties of High-Temperature Superconductors I-V*, ed. D. M. Ginsberg, World-Scientific, Singapore (1989).
- [2] E. Dagotto, *Nanoscale Phase Separation and Colossal Magnetoresistance: The physics of Manganites and Related Compounds* Springer, Berlin-Heidelberg (2003).
- [3] G. Cao *et al.*, Phys. Rev. B **67**, 060406 (2003).
- [4] S. Nakatsuji and Y. Maeno, Phys. Rev. Lett. **84**, 2666 (2000).
- [5] C. S. Snow *et al.*, Phys. Rev. Lett. **89**, 226401 (2002).
- [6] D. E. Moncton, J. D. Axe, and F. J. DiSalvo, Phys. Rev. Lett. **34**, 734 (1975).
- [7] S. A. Kivelson, E. Fradkin, and V. J. Emery, Nature **393**, 550 (1998).
- [8] T. E. Kidd *et al.*, Phys. Rev. Lett. **88**, 226402 (2002).
- [9] U. Venkateswaran *et al.*, Phys. Rev. B. **33**, 8416 (1986).
- [10] J. A. Holy *et al.*, Phys. Rev. B **16**, 3628 (1977).
- [11] S. Sugai *et al.*, Sol. St. Commun. **35**, 433 (1980).
- [12] S. Yasuzuka *et al.*, J. Phys. Soc. Japan **69**, 3470 (2000).
- [13] C. S. Lue *et al.*, Physica C **364**, 243 (2001).
- [14] An incommensurate CDW state should result in additional “phase” modes in the spectrum, although such modes will likely be too weak to observe due to the experimental conditions and the intensity of the CDW modes in this pressure regime.
- [15] S. V. Zaitsev-Zotov *et al.*, Phys. Low-Dim. Struct. **1-2**, 79 (2002).
- [16] D. B. McWhan *et al.*, Phys. Rev. Lett. **45**, 269 (1980).
- [17] B. I. Halperin and D. R. Nelson, Phys. Rev. Lett. **41**, 121 (1978).
- [18] H. Dai, H. Chen, and C. M. Lieber, Phys. Rev. Lett **66**, 3183 (1991).
- [19] N. D. Mermin, Phys. Rev. **176**, 250 (1968).
- [20] W. L. McMillan, Phys. Rev. B **12**, 1187 (1975).