

# Optimal Paths in Disordered Complex Networks

Lidia A. Braunstein,<sup>1,2</sup> Sergey V. Buldyrev,<sup>1</sup>  
Reuven Cohen,<sup>3</sup> Shlomo Havlin,<sup>1,3</sup> and H. Eugene Stanley<sup>1</sup>

<sup>1</sup>*Center for Polymer Studies and Department of Physics  
Boston University, Boston, MA 02215, USA*

<sup>2</sup>*Departamento de Física,  
Facultad de Ciencias Exactas y Naturales  
Universidad Nacional de Mar del Plata*

*Funes 3350, 7600 Mar del Plata, Argentina*

<sup>3</sup>*Minerva Center and Department of Physics  
Bar-Ilan University, 52900 Ramat-Gan, Israel*

(Dated: bbchs.tex 2 May 2003)

We study the optimal distance  $\ell_{\text{opt}}$  in small-world and scale-free (SF) networks in the presence of disorder implemented by assigning random weights to the links or nodes. We define  $\ell_{\text{opt}}$  as the length of the path that minimizes the sum of the weights along the path. For strong disorder, where the maximal weight along the path dominates the sum, we find that  $\ell_{\text{opt}} \sim N^{1/3}$  in both Erdős-Rényi (ER) and Watts-Strogatz (WS) networks. For SF networks with degree distribution  $P(k) \sim k^{-\lambda}$ , we find that  $\ell_{\text{opt}}$  scales as  $N^{(\lambda-3)/(\lambda-1)}$  for  $3 < \lambda < 4$  and as  $N^{1/3}$  for  $\lambda \geq 4$ . Thus, for these networks, the small-world nature is destroyed. For  $2 < \lambda < 3$ , our numerical results suggest that  $\ell_{\text{opt}}$  scales as  $\ln^{\lambda-1} N$ . We also find numerically that for weak disorder  $\ell_{\text{opt}} \sim \ln N$  for both the ER and WS models as well as for SF networks.

PACS numbers:

Recently much attention has been focused on the topic of complex networks which characterize many biological, social, and communication systems [1, 2]. The networks can be visualized by nodes representing individuals, organizations, or computers and by links between them representing their interactions.

The classical model for random networks is the Erdős-Rényi (ER) model [3, 4]. An important quantity characterizing networks is the average distance (minimal hopping)  $\ell_{\text{min}}$  between two nodes in the network of total  $N$  nodes. For the Erdős-Rényi network, and the related, more realistic Watts-Strogatz (WS) network [5]  $\ell_{\text{min}}$  scales as  $\ln N$  [6], which leads to the concept of “six degrees of separation”.

In most studies, all links in the network are regarded as identical and thus the relevant parameter for information flow including efficient routing, searching, and transport is  $\ell_{\text{min}}$ . In practice, however, the weights (e.g., the quality or cost) of links are usually not equal, and thus the length of the optimal path minimizing the sum of weights is usually longer than the distance. In many cases, the selection of the path is controlled by the sum of weights (e.g., total cost) and this case corresponds to regular or weak disorder. However, in other cases, for example, when a transmission at a constant high rate is needed (e.g., in broadcasting video records over the Internet) the narrowest band link in the path between the transmitter and receiver controls the rate of transmission. This situation—in which one link controls the selection of the path—is called the strong disorder limit. In this Letter we show that disorder or inhomogeneity in the weight of links may increase the distance dramatically, destroying the “small-world” nature of the networks.

To implement the disorder, we assign a weight or

“cost” to each link or node. For example, the weight could be the time  $\tau_i$  required to transit the link  $i$ . The optimal path connecting nodes A and B is the one for which  $\sum_i \tau_i$  is a minimum. While in weak disorder all links contribute to the sum, in strong disorder one term dominates it.

To generate ER graphs, we start with  $zN$  links and for each link randomly select from the total  $N(N-1)/2$  possible pairs of nodes a pair that is connected by this link. The WS network [5] is implemented by placing the  $N$  nodes on a circle. Initially, each node  $i$  is connected with  $z$  nodes  $i+1, i+2, \dots, i+z$  and periodic boundaries are implemented. Thus each node has a degree  $2z$  and the total number of links is  $zN$ . Next we randomly remove a fraction  $p$  of the links and use them to connect randomly-selected pairs of nodes. When  $p = 1$ , we obtain a model very similar to the ER graph.

To generate scale-free (SF) graphs, we employ the Molloy-Reed algorithm [7] in which each node is first assigned a random integer  $k$  from a power law distribution  $P(k > \bar{k}) = (\bar{k}/k_0)^{-\lambda+1}$ , where  $k_0$  is the minimal number of links for each node. Next we randomly select a node and try to connect each of its  $k$  links with randomly selected  $k$  nodes that still have free positions for links. We implement disorder by assigning a number taken from a uniform distribution  $0 < r < 1$  to each link or node. The weak disorder limit [8] is realized by finding the path that minimizes the sum of weights along the path between nodes A and B. The strong disorder limit [9, 10, 11] is realized by finding the path that minimizes the maximum  $\tau_i$  in this path. More specifically, since many paths may share the same maximal value, we rank weights in decreasing order for each path. Next we treat the lists of weights of all the paths as words in a

dictionary, using an alphabet in which the value of the weight corresponds to a letter, i.e., the smallest value corresponds to “a” and the largest to “z.” Finally we sort the words in alphabetical order and choose the first one in the list.

We expect that the optimal path length in the weak disorder case will not be considerably different from the shortest path, as found for regular lattices [8] and random graphs [13]. Thus we expect that the scaling for the shortest path  $\ell_{\min} \sim \ln N$  will also be valid for the optimal path in weak disorder, but with a different prefactor depending on the details of the graph.

In the case of strong disorder, we present the following theoretical arguments. The optimal path between two nodes A and B on the network can be obtained by randomly removing links unless the connectivity between A and B is lost. Cieplak et al. [9] showed that the statistics of the final path left is equivalent to the statistics of the optimal path between A and B. At the beginning of this process, the chances of losing connectivity by removing a random link are very low, so the process corresponds exactly to diluting the network, which is identical to the percolation model. Only when the concentration of the remaining links approaches the percolation threshold will the chances of removing a singly-connected “red” link [12] become significant, indicating that the optimal path must be on the percolation backbone connecting A and B. Since the network is not embedded in space but has an infinite dimensionality, we expect from percolation theory that loops are not relevant at criticality. Thus, the shortest path must also be the optimal path.

We begin by considering the case of the ER graph that, at criticality, is equivalent to percolation on the Cayley tree or percolation at the upper critical dimension  $d_c = 6$ . For the ER graph, it is known that the mass of the incipient infinite cluster  $S$  scales as  $N^{2/3}$  [3]. This result can also be obtained in the framework of percolation theory for  $d_c = 6$ . Since  $S \sim R^{d_f}$  and  $N \sim R^d$  (where  $d_f$  is the fractal dimension and  $R$  the diameter of the cluster), it follows that  $S \sim N^{d_f/d}$  and for  $d_c = 6$ ,  $d_f = 4$  [14, 15]

$$S \sim N^{2/3}. \quad (1)$$

It is also known [15] that, at criticality, at the upper critical dimension,  $S \sim \ell_{\min}^{d_\ell}$  with  $d_\ell = 2$ , and thus

$$\ell_{\min} \sim \ell_{\text{opt}} \sim S^{1/d_\ell} \sim N^{2/3d_\ell} \sim N^{\nu_{\text{opt}}}, \quad (2)$$

where  $\nu_{\text{opt}} = 2/3d_\ell = 1/3$ . We expect that the WS model for large  $N$  and large  $p$  will be in the same universality class as ER.

For SF networks, we can also use the percolation results at criticality. It was found [16] that  $d_\ell = 2$  for  $\lambda > 4$ ,  $d_\ell = (\lambda - 2)/(\lambda - 3)$  for  $3 < \lambda < 4$ ,  $S \sim N^{2/3}$  for  $\lambda > 4$ , and  $S \sim N^{(\lambda-2)/(\lambda-1)}$  for  $3 < \lambda \leq 4$ . Hence, we conclude that

$$\ell_{\min} \sim \ell_{\text{opt}} \sim \begin{cases} N^{1/3} & \lambda > 4 \\ N^{(\lambda-2)/(\lambda-1)} & 3 < \lambda \leq 4 \end{cases}. \quad (3)$$

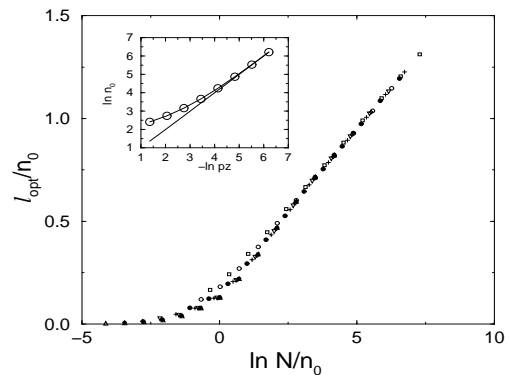


FIG. 1: Scaling plot of  $\ell_{\text{opt}}$  on WS graphs for weak disorder as a function  $\ln N/n_0$  for various values of  $p$  and  $z = 2$ . The inset shows the log-log plot of  $n_0$  versus  $pz$ . The different symbols represent different  $p$  values:  $p = 0.01$  ( $\triangle$ ),  $p = 0.002$  (\*),  $p = 0.004$  ( $\diamond$ ),  $p = 0.008$  ( $\nabla$ ),  $p = 0.016$  (+),  $p = 0.064$  ( $\circ$ ), and  $p = 0.128$  ( $\square$ ). Similar results have been obtained for  $z = 1, 4$ , and  $8$ . Those results scale according to Eq. (4).

To test these theoretical predictions, we perform numerical simulations in the strong disorder limit by randomly removing links (or nodes) for ER, WS, and SF networks and use the Dijkstra algorithm [17] for the weak disorder case.

Results for weak disorder for WS graphs with different  $p$  are shown in Fig. 1. We propose a scaling formula for  $\ell_{\text{opt}}$  similar to the formula derived in [18] for the minimal distance on the WS graphs with a different rewiring probability  $p$

$$\ell_{\text{opt}} \sim \frac{n_0(p, z)}{n_1(z)} F\left(\frac{N}{n_0(p, z)}\right), \quad (4)$$

where  $n_0(p, z) \sim 1/pz$  is the characteristic graph size at which the crossover from large to small world behavior occurs,  $n_1(z) \sim z$  is a correction factor, and  $F(x)$  is the scaling function

$$F(x) \sim \begin{cases} \ln(x) & x \rightarrow \infty \\ x & x \rightarrow 0 \end{cases}. \quad (5)$$

The scaling variable  $x = N/n_0$  indicates the number of nodes with long range links. As  $p \rightarrow 0$ , this quantity scales as  $Npz$ . The quantity  $n_0(p, z) \sim 1/pz$  indicates a typical short-range neighborhood of a node with long range links. We can think about this graph as an ER graph consisting of  $N/n_0$  effective nodes, each representing a typical short-range chain-like neighborhood of size  $n_0$ . Thus we can conclude that an optimal path connecting any two nodes is proportional to  $\ln(N/n_0)$ , as in an ER graph, times an average path length through a chain of short-range links. This average path is proportional to the length of this chain  $n_0$  and inversely proportional to the average range  $n_1(z)$  of a link in this chain. Ideally  $n_1(z) = z$ , but in reality it can significantly deviate from  $z$  due to finite size effects. Figure 1 shows the scaled optimal path  $\ell_{\text{opt}}/n_0$  versus the scaled variable  $N/n_0$  for

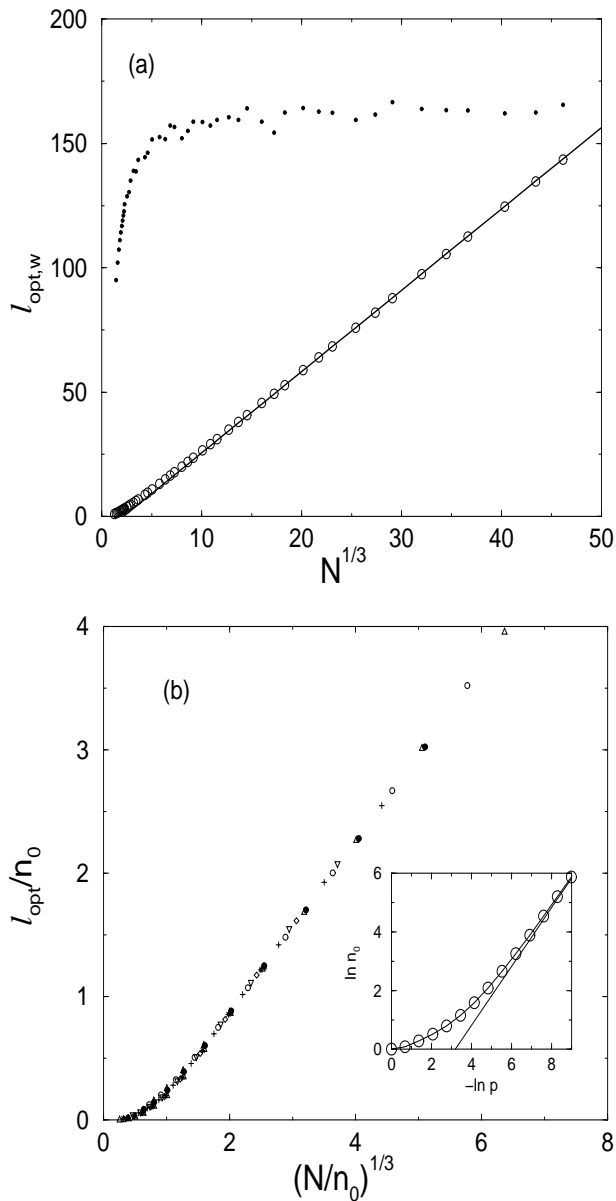


FIG. 2: (a) The dependence of  $\ell_{\text{opt}}$  on  $N^{1/3}$  for ER graphs for the strong disorder case (open circles). Also shown are the successive slopes (filled circles) and the linear asymptote (solid line). (b) Scaling plot of  $\ell_{\text{opt}}$  in WS graphs for strong disorder as a function  $(N/n_0)^{1/3}$  for various values of  $p$  and  $z = 2$ . The inset shows the log-log plot of  $n_0$  versus  $p$  for  $z = 2$ .

$z = 2$  and different values of  $p$ . The inset in Fig. 1 shows that  $n_0 \sim 1/pz$  as  $p \rightarrow 0$ .

In contrast, for Eq. (4) to be in agreement with Eq. (2) for the strong disorder limit, we have (see Fig. 2),

$$F(x) \sim \begin{cases} x^{1/3} & x \rightarrow \infty \\ x & x \rightarrow 0 \end{cases}. \quad (6)$$

For large enough  $z$  and  $p \rightarrow 1$ , we recover ER network for which  $\ell_{\text{opt}}$  does not depend on  $z$ . Thus we can assume

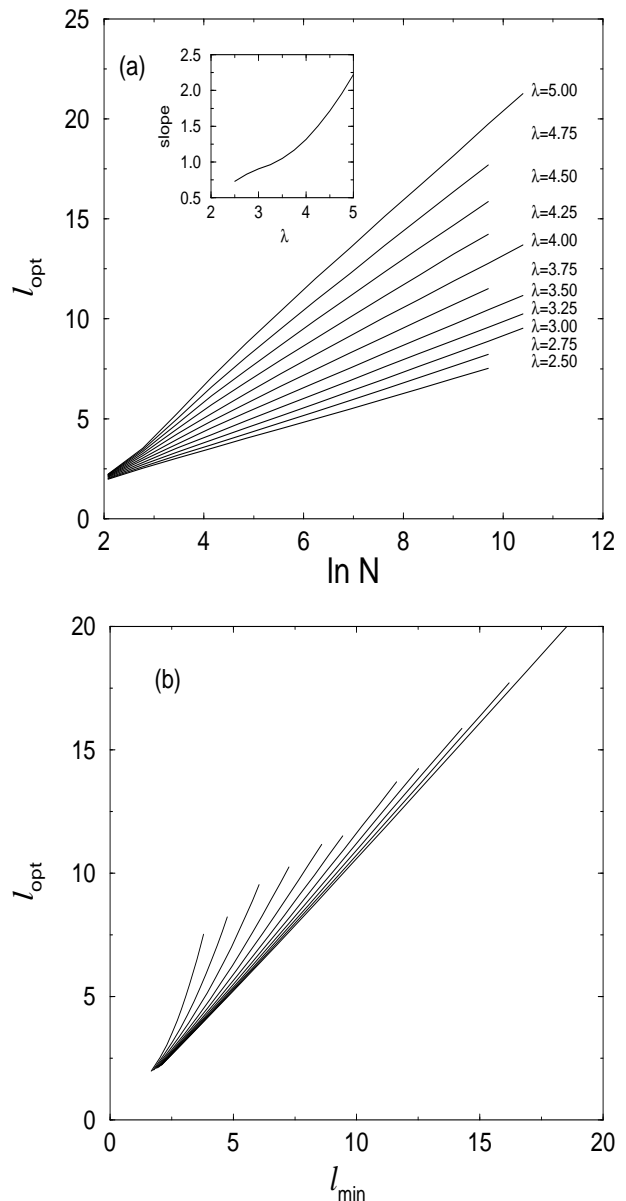


FIG. 3: (a) The dependence of  $\ell_{\text{opt}}$  on  $\ln N$  for SF graphs in the weak disorder case for various values of  $\lambda$  shown on the graph. The behavior of the asymptotic slope versus  $\lambda$  shown as an inset. (b) The dependence of  $\ell_{\text{opt}}$  on  $\ell_{\text{min}}$ . The curves from left to right represent increasing values of  $\lambda$  presented in (a).

$n_0(1, z) = 1$ . Using similar scaling arguments as in case of weak disorder, we assume that as  $p \rightarrow 0$ ,  $\ell_{\text{opt}} \sim z^{-2/3}N$ , and hence  $n_1(z) \sim z^{2/3}$ .

For SF networks, the behavior of the optimal path in the weak disorder limit is shown in Fig. 3 for different degree distribution exponents  $\lambda$ . Here we plot  $\ell_{\text{opt}}$  as a function of  $\ln N$ . All the curves have linear asymptotes, but the slopes depend on  $\lambda$ ,

$$\ell_{\text{opt}} \sim f(\lambda) \ln N. \quad (7)$$

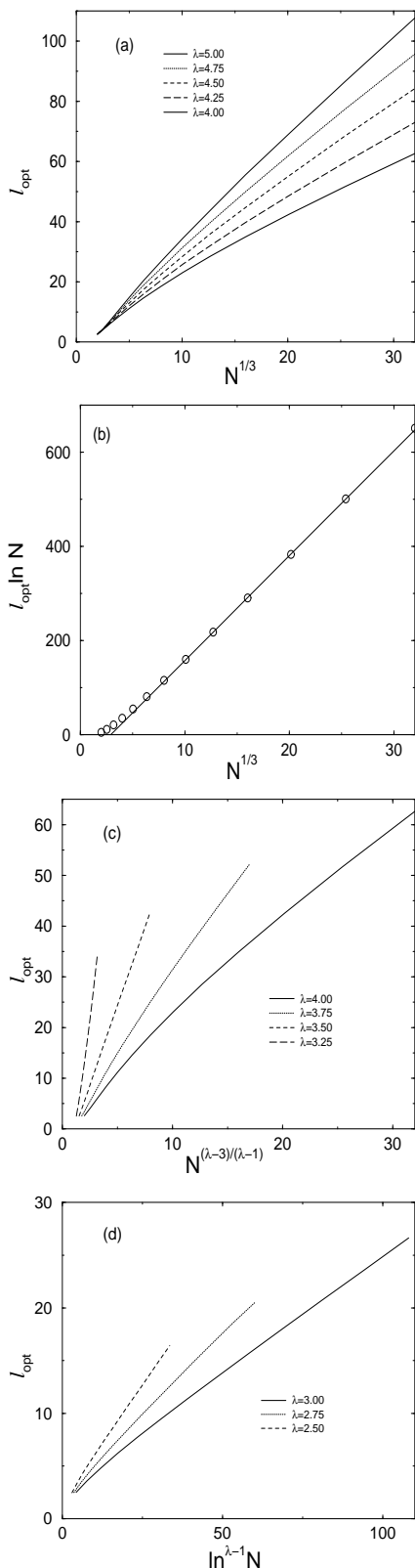


FIG. 4: (a) The dependence of  $l_{\text{opt}}$  on  $N^{1/3}$  for  $\lambda \geq 4$ . (b) The dependence of  $l_{\text{opt}}/\ln N$  on  $N^{1/3}$  for  $\lambda = 4$ . (c) The dependence of  $l_{\text{opt}}$  on  $N^{(\lambda-3)/(\lambda-1)}$  for  $3 < \lambda < 4$ . (d) The dependence of  $l_{\text{opt}}$  on  $\ln N$  for  $\lambda \leq 3$ .

This result is analogous to the behavior of the shortest path  $l_{\text{min}} \sim \ln N$  for  $3 < \lambda < 4$ . However, for  $2 < \lambda < 3$ ,  $l_{\text{min}}$  scales as  $\ln \ln N$  [19] while  $l_{\text{opt}}$  is significantly larger and scales as  $\ln N$  (Fig. 3b). Thus weak disorder does not change the universality class of the length of the optimal path except in the case of “ultra-small” worlds  $2 < \lambda < 3$ .

In contrast, strong disorder dramatically changes the universality class of the optimal path. Theoretical considerations [Eqs. (2) and (3)] predict that in the case of WS and ER (Fig. 2) and SF graphs with  $\lambda > 4$ ,  $l_{\text{opt}} = N^{1/3}$ , while for SF graphs with  $3 < \lambda < 4$ ,  $l_{\text{opt}} \sim N^{(\lambda-3)/(\lambda-1)}$ . Figure 4a shows the linear behavior of  $l_{\text{opt}}$  versus  $N^{1/3}$  for  $\lambda \geq 4$ . The quality of the linear fit becomes poor for  $\lambda \rightarrow 4$ . At this value, the logarithmic divergence of the second moment of the degree distribution occurs and one expects logarithmic corrections, i.e.,  $l_{\text{opt}} \sim N^{1/3}/\ln N$  (see Fig. 4b). Figure 4c shows the asymptotic linear behavior of  $l_{\text{opt}}$  versus  $N^{(\lambda-3)/(\lambda-1)}$  for  $3 < \lambda \leq 4$ . Theoretically, as  $\lambda \rightarrow 3$ ,  $\nu_{\text{opt}} = (\lambda - 3)/(\lambda - 1) \rightarrow 0$ , and thus one can expect for  $\lambda = 3$  a logarithmic dependence of  $l_{\text{opt}}$  versus  $N$ . Interestingly, for  $2 < \lambda < 3$  our numerical results for the strong disorder limit suggest that  $l_{\text{opt}}$  scales faster than  $\ln N$ . The numerical results can be fit to  $l_{\text{opt}} \sim (\ln N)^{\lambda-1}$  (see Fig. 4d). Note that the correct asymptotic behavior may be different and this result represents only a crossover regime. We obtain the same results for the SF networks in which the weights are associated with nodes rather than links.

In summary, we study the optimal distance in ER, WS, and SF networks in the presence of strong and weak disorder. We find that in ER and WS networks and for strong disorder, the optimal distance  $l_{\text{opt}}$  scales as  $N^{1/3}$ . We also study the strong disorder limit in SF networks theoretically and by simulations and find that  $l_{\text{opt}}$  scales as  $N^{1/3}$  for  $\lambda > 4$  and as  $N^{(\lambda-3)/(\lambda-1)}$  for  $3 < \lambda < 4$ . Thus, the optimal distance increases dramatically in strong disorder when it is compared to the known small world result  $l_{\text{min}} \sim \ln N$  and the “small world” nature for these networks is destroyed. Our simulations also suggest that for  $2 < \lambda < 3$ ,  $l_{\text{opt}}$  scales as  $\ln^{\lambda-1} N$ , which is also much faster than the “ultra-small world” result  $l_{\text{min}} \sim \ln(\ln N)$  [19]. We also find numerically that in weak disorder  $l_{\text{opt}} \sim \ln N$  in all types of networks studied.

#### Acknowledgments

We thank A.-L. Barabási and S. Sreenivasan for helpful discussions, and ONR for financial support.

- 
- [1] R. Albert and A.-L. Barabási, *Rev. Mod. Phys.* **74**, 47–97 (2002).
- [2] S. N. Dorogovtsev and J. F. F. Mendes, *Evolution of Networks: From Biological Nets to the Internet and WWW* (Oxford University Press, Oxford, 2003).
- [3] P. Erdős and A. Rényi, *Publicationes Mathematicae* **6**, 290–297 (1959).
- [4] P. Erdős and A. Rényi, *Publications of the Mathematical Institute of the Hungarian Academy of Sciences* **5**, 17–61 (1960).
- [5] D. J. Watts and S. H. Strogatz, *Nature*, **393**, 440 (1998).
- [6] B. Bollobas, *Random Graphs* (Academic Press, London, 1985).
- [7] M. Molloy and B. Reed, *Random Structures and Algorithms* **6** (1995) 161; M. Molloy and B. Reed, *Combin. Probab. Comput.* **7**, 295 (1998).
- [8] I. Smailer, J. Machta, and S. Redner, *Phys. Rev. E* **47**, 262 (1993).
- [9] M. Cieplak, A. Maritan, and J. R. Banavar, *Phys. Rev. Lett.* **72** (1994) 2320–2323; **76**, 3754–3757 (1996).
- [10] M. Porto et al, *Phys. Rev. E* **60**, R2448 (1999).
- [11] L. A. Braunstein et al, *Rev. E* **65**, 056128 (2001).
- [12] A. Coniglio, *Phys. Rev. Lett.* **46**, 250 (1981).
- [13] P. van der Hofstad, G. Hooghiemstra, and P. van Mieghem, *Prob. Eng. Inf. Sciences* **15**, 225 (2001).
- [14] D. Stauffer and A. Aharony, *Introduction to Percolation Theory* (Taylor & Francis, Philadelphia, 1994).
- [15] A. Bunde and S. Havlin, eds., *Fractals and Disordered Systems* (Springer, New York, 1996).
- [16] R. Cohen, S. Havlin, and D. ben-Avraham, in *Handbook of Graphs and Networks*, edited by S. Bornholdt and H. G. Shuster (Wiley-VCH, New York, 2002), Chapt. 4.
- [17] T. H. Cormen, C. E. Leiserson, and R. L. Rivest, *Introduction to Algorithms* (MIT Press, Cambridge MA, 1990).
- [18] M. Barthelemy, and L.A.N. Amaral, *Phys. Rev. Lett.* **82**, 3180 (1999); **82**, 5180 (1999).
- [19] R. Cohen and S. Havlin, *Phys. Rev. Lett.* **90**, 058701 (2003).