

METHODS OF NONLINEAR KINETICS

Alexander N. Gorban and Iliya V. Karlin

ETH-Zentrum, Department of Materials, Institute of Polymers,

Sonneggstr. 3, ML J27, CH-8092 Zürich, Switzerland

agorban@mat.ethz.ch, ikarlin@mat.ethz.ch

Institute of Computational Modeling SB RAS, Krasnoyarsk 660036, Russia

Contents

1	The Boltzmann equation	3
1.1	The equation	3
1.2	The basic properties of the Boltzmann equation	5
1.3	Linearized collision integral	7
2	Phenomenology and Quasi-chemical representation of the Boltzmann equation	7
3	Kinetic models	8
4	Methods of reduced description	9
4.1	The Hilbert method	10
4.2	The Chapman-Enskog method	11
4.3	The Grad moment method	12
4.4	Special approximations	13
4.5	The method of invariant manifold	14
4.5.1	Thermodynamic projector	14
4.5.2	Iterations for the invariance condition	15
4.6	Quasiequilibrium approximations	16
5	Discrete velocity models	17
6	Direct simulation	17
7	Lattice Gas and Lattice Boltzmann models	17
8	Minimal Boltzmann models for flows at low Knudsen number	18
8.1	Lattice Boltzmann Method	19
8.2	Entropic discrete BGK model	20
8.2.1	Discrete H function	20
8.3	Hydrodynamics	21
8.3.1	Athermal hydrodynamics	21
8.3.2	Thermal hydrodynamics	23
8.3.3	Transport coefficients	24

8.4	Thermodynamics	24
8.5	Boundary condition	24
8.6	Spatial and time discretization	25
8.6.1	A geometric procedure for restoring the discrete H theorem	26
8.7	Numerical Experiments	27
8.8	Outlook	27
9	Other kinetic equations	28
9.1	The Enskog equation for hard spheres	28
9.2	The Vlasov equation	29
9.3	The Fokker-Planck equation	30
10	Equations of chemical kinetics and their reduction	31
10.1	Outline of the dissipative reaction kinetics	31
10.2	The problem of reduced description in chemical kinetics	36
10.3	Partial equilibrium approximations	36
10.4	Model equations	38
10.5	Quasi-steady state approximation	39
10.6	Thermodynamic criteria for selection of important reactions	42
10.7	Opening	42

1 The Boltzmann equation

1.1 The equation

The *Boltzmann equation* is the first and the most celebrated nonlinear kinetic equation introduced by the great Austrian scientist Ludwig Boltzmann in 1872 [1]. This equation describes the dynamics of a moderately rarefied gas, taking into account the two processes: the free flight of the particles, and their collisions. In its original version, the Boltzmann equation has been formulated for particles represented by hard spheres. The physical condition of rarefaction means that only pair collisions are taken into account, a mathematical specification of which is given by the *Grad-Boltzmann limit* [2]: If N is the number of particles, and σ is the diameter of the hard sphere, then the Boltzmann equation is expected to hold when N tends to infinity, σ tends to zero, $N\sigma^3$ (the volume occupied by the particles) tends to zero, while $N\sigma^2$ (the total collision cross section) remains constant. The microscopic state of the gas at time t is described by the one-body distribution function $P(\mathbf{x}, \mathbf{v}, t)$, where \mathbf{x} is the position of the center of the particle, and \mathbf{v} is the velocity of the particle. The distribution function is the probability density of finding the particle at time t within the infinitesimal phase space volume centered at the phase point (\mathbf{x}, \mathbf{v}) . The collision mechanism of two hard spheres is presented by a relation between the velocities of the particles before [\mathbf{v} and \mathbf{w}] and after [\mathbf{v}' and \mathbf{w}'] their impact:

$$\begin{aligned}\mathbf{v}' &= \mathbf{v} - \mathbf{n}(\mathbf{n}, \mathbf{v} - \mathbf{w}), \\ \mathbf{w}' &= \mathbf{w} + \mathbf{n}(\mathbf{n}, \mathbf{v} - \mathbf{w}),\end{aligned}$$

where \mathbf{n} is the unit vector along $\mathbf{v} - \mathbf{v}'$. Transformation of the velocities conserves the total momentum of the pair of colliding particles ($\mathbf{v}' + \mathbf{w}' = \mathbf{v} + \mathbf{w}$), and the total kinetic energy ($\mathbf{v}'^2 + \mathbf{w}'^2 = \mathbf{v}^2 + \mathbf{w}^2$). The Boltzmann equation reads:

$$\begin{aligned}\frac{\partial P}{\partial t} + \left(\mathbf{v}, \frac{\partial P}{\partial \mathbf{x}} \right) &= N\sigma^2 \int_{R^3} \int_{B^-} (P(\mathbf{x}, \mathbf{v}', t)P(\mathbf{x}, \mathbf{w}', t) \\ &\quad - P(\mathbf{x}, \mathbf{v}, t)P(\mathbf{x}, \mathbf{w}, t)) |(\mathbf{w} - \mathbf{v}, \mathbf{n})| d\mathbf{w} d\mathbf{n},\end{aligned}\quad (1)$$

where integration in \mathbf{w} is carried over the whole space R^3 , while integration in \mathbf{n} goes over a hemisphere $B^- = \{\mathbf{n} \in S^2 \mid (\mathbf{w} - \mathbf{v}, \mathbf{n}) < 0\}$. This inequality $(\mathbf{w} - \mathbf{v}, \mathbf{n}) < 0$ corresponds to the particles entering the collision. The nonlinear integral operator in the right hand side of (1) is nonlocal in the velocity variable, and local in space. The Boltzmann equation for arbitrary hard-core interaction is a generalization of the Boltzmann equation for hard spheres under the proviso that the true infinite-range interaction potential between the particles is cut-off at some distance. This generalization amounts to a replacement,

$$\sigma^2 |(\mathbf{w} - \mathbf{v}, \mathbf{n})| d\mathbf{n} \rightarrow B(\theta, |\mathbf{w} - \mathbf{v}|) d\theta d\varepsilon, \quad (2)$$

where function B is determined by the interaction potential, and vector \mathbf{n} is identified with two angles, θ and ε . In particular, for potentials proportional to the n -th inverse

power of the distance, the function B reads,

$$B(\theta, | \mathbf{v} - \mathbf{w} |) = \beta(\theta) | \mathbf{v} - \mathbf{w} |^{\frac{n-5}{n-1}}. \quad (3)$$

In the special case $n = 5$, function B is independent of the magnitude of the relative velocity (Maxwell molecules). Maxwell molecules occupy a distinct place in the theory of the Boltzmann equation, they provide exact results. Three most important findings for the Maxwell molecules are mentioned here: 1. The exact spectrum of the linearized Boltzmann collision integral, found by Truesdell and Muncaster [3], 2. Exact transport coefficients found by Maxwell even before the Boltzmann equation was formulated, 3. Exact solutions to the space-free model version of the nonlinear Boltzmann equation. Pivotal results in this domain belong to Galkin [4] who has found the general solution to the system of moment equations in a form of a series expansion, to Bobylev, Krook and Wu [5, 6, 7] who have found an exact solution of a particular elegant closed form, and to Bobylev who has demonstrated the complete integrability of this dynamic system [8], the review of relaxation of spatially uniform dilute gases for several types of interaction models, of exact solutions and related topics was given in [9].

A broad review of the Boltzmann equation and analysis of analytical solutions to kinetic models is presented in the book of Cercignani [10]. A modern account of rigorous results on the Boltzmann equation is given in the book [11]. Proof of the existence theorem for the Boltzmann equation was given by DiPerna and Lions [12].

It is customary to write the Boltzmann equation using another normalization of the distribution function, $f(\mathbf{x}, \mathbf{v}, t) d\mathbf{x} d\mathbf{v}$, taken in such a way that the function f is compliant with the definition of the hydrodynamic fields: the mass density ρ , the momentum density $\rho\mathbf{u}$, and the energy density ε :

$$\begin{aligned} \int f(\mathbf{x}, \mathbf{v}, t) m d\mathbf{v} &= \rho(\mathbf{x}, t), \\ \int f(\mathbf{x}, \mathbf{v}, t) m \mathbf{v} d\mathbf{v} &= \rho\mathbf{u}(\mathbf{x}, t), \\ \int f(\mathbf{x}, \mathbf{v}, t) m \frac{v^2}{2} d\mathbf{v} &= \varepsilon(\mathbf{x}, t). \end{aligned} \quad (4)$$

Here m is the particle's mass.

The Boltzmann equation for the distribution function f reads,

$$\frac{\partial f}{\partial t} + \left(\mathbf{v}, \frac{\partial}{\partial \mathbf{x}} f \right) = Q(f, f), \quad (5)$$

where the nonlinear integral operator in the right hand side is the Boltzmann collision integral,

$$Q = \int_{R^3} \int_{B^-} (f(\mathbf{v}')f(\mathbf{w}') - f(\mathbf{v})f(\mathbf{w}))B(\theta, \mathbf{v}) d\mathbf{w} d\theta d\varepsilon. \quad (6)$$

Finally, we mention the following form of the Boltzmann collision integral (sometimes referred to as the *scattering* or the *quasi-chemical* representation),

$$Q = \int W(\mathbf{v}, \mathbf{w} | \mathbf{v}', \mathbf{w}') [(f(\mathbf{v}')f(\mathbf{w}') - f(\mathbf{v})f(\mathbf{w}))] d\mathbf{w} d\mathbf{w}' d\mathbf{v}', \quad (7)$$

where W is a generalized function which is called the probability density of the elementary event,

$$W = w(\mathbf{v}, \mathbf{w} | \mathbf{v}', \mathbf{w}') \delta(\mathbf{v} + \mathbf{w} - \mathbf{v}' - \mathbf{w}') \delta(v^2 + w^2 - v'^2 - w'^2). \quad (8)$$

1.2 The basic properties of the Boltzmann equation

Generalized function W has the following symmetries:

$$\begin{aligned} W(\mathbf{v}', \mathbf{w}' | \mathbf{v}, \mathbf{w}) &\equiv W(\mathbf{w}', \mathbf{v}' | \mathbf{v}, \mathbf{w}) \\ &\equiv W(\mathbf{v}', \mathbf{w}' | \mathbf{w}, \mathbf{v}) \equiv W(\mathbf{v}, \mathbf{w} | \mathbf{v}', \mathbf{w}'). \end{aligned} \quad (9)$$

The first two identities reflect the symmetry of the collision process with respect to labeling the particles, whereas the last identity is the celebrated *detailed balance* condition which is underpinned by the time-reversal symmetry of the microscopic (Newton's) equations of motion. The basic properties of the Boltzmann equation are:

1. *Additive invariants of collision operator:*

$$\int Q(f, f) \{1, \mathbf{v}, v^2\} d\mathbf{v} = 0, \quad (10)$$

for any function f , assuming integrals exist. Equality (10) reflects the fact that the number of particles, the three components of particle's momentum, and the particle's energy are conserved in collisions. Conservation laws (10) imply that the local hydrodynamic fields (4) can change in time only due to redistribution over the space.

2. Zero point of the integral ($Q = 0$) satisfy the equation (which is also called *the detailed balance*): For almost all velocities,

$$f(\mathbf{v}', \mathbf{x}, t) f(\mathbf{w}', \mathbf{x}, t) = f(\mathbf{v}, \mathbf{x}, t) f(\mathbf{w}, \mathbf{x}, t).$$

3. Boltzmann's *local entropy production inequality:*

$$\sigma(\mathbf{x}, t) = -k_B \int Q(f, f) \ln f d\mathbf{v} \geq 0, \quad (11)$$

for any function f , assuming integrals exist. Dimensional *Boltzmann's constant* ($k_B \approx 6 \cdot 10^{-23}$ Jole/Kelvin) in this expression serves for a recalculation of the energy units into the absolute temperature units. Moreover, equality sign takes place if $\ln f$ is a linear combination of the additive invariants of collision.

Distribution functions f whose logarithm is a linear combination of additive collision invariants, with coefficients dependent on x , are called *local Maxwell distribution functions* f_{LM} ,

$$f_{\text{LM}} = \frac{\rho}{m} \left(\frac{2\pi k_{\text{B}} T}{m} \right)^{-3/2} \exp \left(\frac{-m(\mathbf{v} - \mathbf{u})^2}{2k_{\text{B}} T} \right). \quad (12)$$

Local Maxwellians are parametrized by values of five hydrodynamic variables, ρ , \mathbf{u} and T . This parametrization is consistent with the definitions of the hydrodynamic fields (4), $\int f_{\text{LM}} \{m, m\mathbf{v}, mv^2/2\} d\mathbf{v} = (\rho, \rho\mathbf{u}, \varepsilon)$ provided the relation between the energy and the kinetic temperature T , holds, $\varepsilon = \frac{3\rho}{2mk_{\text{B}}T}$.

4. Boltzmann's **H** theorem: The function

$$S[f] = -k_{\text{B}} \int f \ln f d\mathbf{v}, \quad (13)$$

is called the *entropy density*¹. The *local H theorem* for distribution functions independent of space states that the rate of the entropy density increase is equal to the nonnegative entropy production,

$$\frac{dS}{dt} = \sigma \geq 0. \quad (14)$$

Thus, if no space dependence is concerned, the Boltzmann equation describes relaxation to the unique global Maxwellian (whose parameters are fixed by initial conditions), and the entropy density grows monotonically along the solutions. Mathematical specifications of this property has been initialized by Carleman, and many estimations of the entropy growth were obtained over the past two decades. In the case of space-dependent distribution functions, the local entropy density obeys the *entropy balance equation*:

$$\frac{\partial S(\mathbf{x}, t)}{\partial t} + \left(\frac{\partial}{\partial \mathbf{x}}, \mathbf{J}_s(\mathbf{x}, t) \right) = \sigma(\mathbf{x}, t) \geq 0, \quad (15)$$

where \mathbf{J}_s is the entropy flux, $\mathbf{J}_s(\mathbf{x}, t) = -k_{\text{B}} \int \ln f(\mathbf{x}, t) \mathbf{v} f(\mathbf{x}, t) d\mathbf{v}$. For suitable boundary conditions, such as, specularly reflecting or at the infinity, the entropy flux gives no contribution to the equation for the *total entropy*, $S_{\text{tot}} = \int S(\mathbf{x}, t) d\mathbf{x}$ and its rate of changes is then equal to the nonnegative total entropy production $\sigma_{\text{tot}} = \int \sigma(\mathbf{x}, t) d\mathbf{x}$ (the *global H theorem*). For more general boundary conditions which maintain the entropy influx the global *H* theorem needs to be modified. A detailed discussion of this question is given by Cercignani [10]. The local Maxwellian is also specified as the maximizer of the Boltzmann entropy function (13), subject to fixed hydrodynamic constraints (4). For this reason, the local Maxwellian is also termed as the local equilibrium distribution function.

¹From physical point of view a value of the function f can be treated as dimensional quantity, but if one changes the scale and multiplies f by a positive number ν then $S[f]$ transforms into $\nu S[f] + \nu \ln \nu \int f d\mathbf{v}$. For a closed system the corresponding transformation of the entropy is an inhomogeneous linear transformation with constant coefficients.

1.3 Linearized collision integral

Linearization of the Boltzmann integral around the local equilibrium results in the linear integral operator,

$$Lh(\mathbf{v}) = \int W(\mathbf{v}, \mathbf{w} | \mathbf{v}', \mathbf{w}') f_{\text{LM}}(\mathbf{v}) f_{\text{LM}}(\mathbf{w}) \times \left[\frac{h(\mathbf{v}')}{f_{\text{LM}}(\mathbf{v}')} + \frac{h(\mathbf{w}')}{f_{\text{LM}}(\mathbf{w}')} - \frac{h(\mathbf{v})}{f_{\text{LM}}(\mathbf{v})} - \frac{h(\mathbf{w})}{f_{\text{LM}}(\mathbf{w})} \right] d\mathbf{w}' d\mathbf{v}' d\mathbf{w}. \quad (16)$$

Linearized collision integral is symmetric with respect to scalar product defined by the second derivative of the entropy functional,

$$\int f_{\text{LM}}^{-1}(\mathbf{v}) g(\mathbf{v}) Lh(\mathbf{v}) d\mathbf{v} = \int f_{\text{LM}}^{-1}(\mathbf{v}) h(\mathbf{v}) Lg(\mathbf{v}) d\mathbf{v},$$

it is nonpositively definite,

$$\int f_{\text{LM}}^{-1}(\mathbf{v}) h(\mathbf{v}) Lh(\mathbf{v}) d\mathbf{v} \leq 0,$$

where equality sign takes place if the function hf_{LM}^{-1} is a linear combination of collision invariants, which characterize the null-space of the operator L . Spectrum of the linearized collision integral is well studied in the case of the small angle cut-off.

2 Phenomenology and Quasi-chemical representation of the Boltzmann equation

Boltzmann's original derivation of his collision integral was based on a phenomenological "bookkeeping" of the gain and of the loss of probability density in the collision process. This derivation postulates that the rate of gain G equals

$$G = \int W^+(\mathbf{v}, \mathbf{w} | \mathbf{v}', \mathbf{w}') f(\mathbf{v}') f(\mathbf{w}') d\mathbf{v}' d\mathbf{w}' d\mathbf{w},$$

while the rate of loss is

$$L = \int W^-(\mathbf{v}, \mathbf{w} | \mathbf{v}', \mathbf{w}') f(\mathbf{v}) f(\mathbf{w}) d\mathbf{v}' d\mathbf{w}' d\mathbf{w}.$$

The form of the gain and of the loss, containing products of one-body distribution functions in place of the two-body distribution, constitutes the famous Stosszahlansatz. The Boltzmann collision integral follows now as $(G - L)$, subject to the detailed balance for the rates of individual collisions,

$$W^+(\mathbf{v}, \mathbf{w} | \mathbf{v}', \mathbf{w}') = W^-(\mathbf{v}, \mathbf{w} | \mathbf{v}', \mathbf{w}').$$

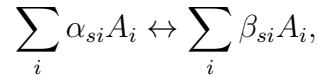
This representation for interactions different from hard spheres requires also the cut-off of functions β (3) at small angles. The gain-loss form of the collision integral makes it evident that the detailed balance for the rates of individual collisions is sufficient to prove the local H theorem. A weaker condition which is also sufficient to establish the H theorem was first derived by Stueckelberg [13] (so-called *semi-detailed balance*), and later generalized to *inequalities of concordance* [14]:

$$\int d\mathbf{v}' \int d\mathbf{w}' (W^+(\mathbf{v}, \mathbf{w} | \mathbf{v}', \mathbf{w}') - W^-(\mathbf{v}, \mathbf{w} | \mathbf{v}', \mathbf{w}')) \geq 0,$$

$$\int d\mathbf{v} \int d\mathbf{w} (W^+(\mathbf{v}, \mathbf{w} | \mathbf{v}', \mathbf{w}') - W^-(\mathbf{v}, \mathbf{w} | \mathbf{v}', \mathbf{w}')) \leq 0.$$

The semi-detailed balance follows from these expressions if the inequality signs are replaced by equalities.

The pattern of Boltzmann's phenomenological approach is often used in order to construct nonlinear kinetic models. In particular, nonlinear *equations of chemical kinetics* are based on this idea: If n chemical species A_i participate in a complex chemical reaction,



where α_{si} and β_{si} are nonnegative integers (*stoichiometric coefficients*) then equations of chemical kinetics for the concentrations of species c_j are written

$$\frac{dc_i}{dt} = \sum_{s=1}^n (\beta_{si} - \alpha_{si}) \left[\varphi_s^+ \exp \left(\sum_{j=1}^n \frac{\partial G}{\partial c_j} \alpha_{sj} \right) - \varphi_s^- \exp \left(\sum_{j=1}^n \frac{\partial G}{\partial c_j} \beta_{sj} \right) \right].$$

Functions φ_s^+ and φ_s^- are interpreted as constants of the direct and of the inverse reactions, while the function G is an analog of the Boltzmann's H -function.

Modern derivation of the Boltzmann equation, initialized by the seminal work of N.N. Bogoliubov [15], seek a replacement condition for the Stosszahlansatz which would be more closely related to many-particle dynamics. Different conditions has been formulated by D.N. Zubarev [16], R.M. Lewis [17] and others. The advantage of these formulations is the possibility to systematically find corrections not included in the Stosszahlansatz.

3 Kinetic models

Mathematical complications caused by the nonlinearly Boltzmann collision integral are traced back to the Stosszahlansatz. Several approaches were developed in order to simplify the Boltzmann equation. Such simplifications are termed kinetic models. Various kinetic models preserve certain features of the Boltzmann equation, while sacrificing the rest of them. The most well known kinetic model which preserves the H theorem is the nonlinear Bhatnagar-Gross-Krook model (BGK) [18]. The BGK collision integral reads:

$$Q_{\text{BGK}} = -\frac{1}{\tau} (f - f_{\text{LM}}(f)).$$

The time parameter $\tau > 0$ is interpreted as a characteristic relaxation time to the local Maxwellian. The BGK collision integral is the nonlinear operator: Parameters of the local Maxwellian are identified with the values of the corresponding moments of the distribution function f . This nonlinearly is of “lower dimension” than in the Boltzmann collision integral because $f_{\text{LM}}(f)$ is a nonlinear function of only the moments of f whereas the Boltzmann collision integral is nonlinear in the distribution function f itself. This type of simplification introduced by the BGK approach is closely related to the family of so-called mean-field approximations in statistical mechanics. By its construction, the BGK collision integral preserves the following three properties of the Boltzmann equation: additive invariants of collision, uniqueness of the equilibrium, and the H theorem. A class of kinetic models which generalized the BGK model to quasiequilibrium approximations of a general form is described as follows: The quasiequilibrium f^* for the set of linear functionals $M(f)$ is a distribution function $f^*(M)(\mathbf{x}, \mathbf{v})$ which maximizes the entropy under fixed values of functions M . The Quasiequilibrium (QE) models are characterized by the collision integral [19],

$$Q_{\text{QE}}(f) = -\frac{1}{\tau}[f - f^*(M(f))] + Q(f^*(M(f)), f^*(M(f))).$$

Same as in the case of the BGK collision integral, operator Q_{QE} is nonlinear in the moments M only. The QE models preserve the following properties of the Boltzmann collision operator: additive invariants, uniqueness of the equilibrium, and the H theorem, provided the relaxation time τ to the quasiequilibrium is sufficiently small [19]. A different nonlinear model was proposed by Lebowitz, Frisch and Helfand [20]:

$$Q_D = D \left(\frac{\partial}{\partial \mathbf{v}} \frac{\partial}{\partial \mathbf{v}} f + \frac{m}{k_B T} \frac{\partial}{\partial \mathbf{v}} (\mathbf{v} - \mathbf{u}(f)) f \right).$$

The collision integral has the form of the self-consistent Fokker-Planck operator, describing diffusion (in the velocity space) in the self-consistent potential. Diffusion coefficient $D > 0$ may depend on the distribution function f . Operator Q_D preserves the same properties of the Boltzmann collision operator as the BGK model. The kinetic BGK model has been used for obtaining exact solutions of gasdynamic problems, especially its linearized form for stationary problems. Linearized BGK collision model has been extended to model more precisely the linearized Boltzmann collision integral [10].

4 Methods of reduced description

One of the major issues raised by the Boltzmann equation is the problem of the reduced description. Equations of hydrodynamics constitute a closed set of equations for the hydrodynamic field (local density, local momentum, and local temperature). From the standpoint of the Boltzmann equation, these quantities are low-order moments of the one-body distribution function, or, in other words, the macroscopic variables. The problem of the reduced description consists in giving an answer to the following two questions:

1. What are the conditions under which the macroscopic description sets in?
2. How to derive equations for the macroscopic variables from kinetic equations?

The classical methods of reduced description for the Boltzmann equation are: the Hilbert method, the Chapman-Enskog method, and the Grad moment method.

4.1 The Hilbert method

In 1911, David Hilbert introduced the notion of normal solutions,

$$f_{\text{H}}(\mathbf{v}, n(\mathbf{x}, t), \mathbf{u}(\mathbf{x}, t), T(\mathbf{x}, t)),$$

that is, solutions to the Boltzmann equation which depend on space and time only through five hydrodynamic fields [21].

The normal solutions are found from a singularly perturbed Boltzmann equation,

$$D_t f = \frac{1}{\varepsilon} Q(f, f), \quad (17)$$

where ε is a small parameter, and

$$D_t f \equiv \frac{\partial}{\partial t} f + \left(\mathbf{v}, \frac{\partial}{\partial \mathbf{x}} \right) f.$$

Physically, parameter ε corresponds to the Knudsen number, the ratio between the mean free path of the molecules between collisions, and the characteristic scale of variation of the hydrodynamic fields. In the Hilbert method, one seeks functions $n(\mathbf{x}, t)$, $\mathbf{u}(\mathbf{x}, t)$, $T(\mathbf{x}, t)$, such that the normal solution in the form of the Hilbert expansion,

$$f_{\text{H}} = \sum_{i=0}^{\infty} \varepsilon^i f_{\text{H}}^{(i)} \quad (18)$$

satisfies the (17) order by order. Hilbert was able to demonstrate that this is formally possible. Substituting (18) into (17), and matching various order in ε , we obtain the sequence of integral equations

$$Q(f_{\text{H}}^{(0)}, f_{\text{H}}^{(0)}) = 0, \quad (19)$$

$$L f_{\text{H}}^{(1)} = D_t f_{\text{H}}^{(0)}, \quad (20)$$

$$L f_{\text{H}}^{(2)} = D_t f_{\text{H}}^{(1)} - 2Q(f_{\text{H}}^{(0)}, f_{\text{H}}^{(1)}), \quad (21)$$

and so on for higher orders. Here L is the linearized collision integral. From (19), it follows that $f_{\text{H}}^{(0)}$ is the local Maxwellian with parameters not yet determined. The Fredholm alternative, as applied to the second equation from (20) results in

a) Solvability condition,

$$\int D_t f_{\text{H}}^{(0)} \{1, \mathbf{v}, v^2\} d\mathbf{v} = 0,$$

which is the set of the compressible Euler equations of the non-viscous hydrodynamics. Solution to the Euler equation determine the parameters of the Maxwellian f_{H}^0 .

b) General solution $f_{\text{H}}^{(1)} = f_{\text{H}}^{(1)1} + f_{\text{H}}^{(1)2}$, where $f_{\text{H}}^{(1)1}$ is the special solution to the linear integral equation (20), and $f_{\text{H}}^{(1)2}$ is yet undetermined linear combination of the additive invariants of collision.

c) Solvability condition to the next equation (20) determines coefficients of the function $f_{\text{H}}^{(1)2}$ in terms of solutions to linear hyperbolic differential equations,

$$\int D_t(f_{\text{H}}^{(1)1} + f_{\text{H}}^{(1)2})\{1, \mathbf{v}, v^2\} d\mathbf{v} = 0.$$

Hilbert was able to demonstrate that this procedure of constructing the normal solution can be carried out to arbitrary order n , where the function $f_{\text{H}}^{(n)}$ is determined from the solvability condition at the next, $(n+1)$ -th order. In order to summarize, implementation of the Hilbert method requires solutions for the functions $n(\mathbf{x}, t)$, $\mathbf{u}(\mathbf{x}, t)$, and $T(\mathbf{x}, t)$ obtained from a sequence of partial differential equations.

4.2 The Chapman-Enskog method

A completely different approach to the reduced description was invented in 1917 by David Enskog [22], and independently by Sidney Chapman [23]. The key innovation was to seek an expansion of the time derivatives of the hydrodynamic variables rather than seeking the time-space dependencies of these functions, as in the Hilbert method.

The Chapman-Enskog method starts also with the singularly perturbed Boltzmann equation, and with the expansion

$$f_{\text{CE}} = \sum_{n=0}^{\infty} \varepsilon^n f_{\text{CE}}^{(n)}.$$

However, the procedure of evaluation of the functions $f_{\text{CE}}^{(n)}$ differs from the Hilbert method:

$$Q(f_{\text{CE}}^{(0)}, f_{\text{CE}}^{(0)}) = 0, \quad (22)$$

$$L f_{\text{CE}}^{(1)} = -Q(f_{\text{CE}}^{(0)}, f_{\text{CE}}^{(0)}) + \frac{\partial^{(0)}}{\partial t} f_{\text{CE}}^{(0)} + \left(\mathbf{v}, \frac{\partial}{\partial \mathbf{x}} \right) f_{\text{CE}}^{(0)}. \quad (23)$$

Operator $\partial^{(0)}/\partial t$ is defined from the expansion of the right hand side of hydrodynamic equation,

$$\frac{\partial^{(0)}}{\partial t} \{\rho, \rho \mathbf{u}, e\} \equiv - \int \left\{ m, m \mathbf{v}, \frac{m v^2}{2} \right\} \left(\mathbf{v}, \frac{\partial}{\partial \mathbf{x}} \right) f_{\text{CE}}^{(0)} d\mathbf{v}. \quad (24)$$

From (22), function $f_{\text{CE}}^{(0)}$ is again the local Maxwellian, whereas (24) is the Euler equations, and $\partial^{(0)}/\partial t$ acts on various functions $g(\rho, \rho \mathbf{u}, e)$ according to the chain rule,

$$\frac{\partial^{(0)}}{\partial t} g = \frac{\partial g}{\partial \rho} \frac{\partial^{(0)}}{\partial t} \rho + \frac{\partial g}{\partial (\rho \mathbf{u})} \frac{\partial^{(0)}}{\partial t} (\rho \mathbf{u}) + \frac{\partial g}{\partial e} \frac{\partial^{(0)}}{\partial t} e,$$

while the time derivatives $\frac{\partial^{(0)}}{\partial t}$ of the hydrodynamic fields are expressed using the right hand side of (24).

The result of the Chapman-Enskog definition of the time derivative $\frac{\partial^{(0)}}{\partial t}$, is that the Fredholm alternative is satisfied by the right hand side of (23). Finally, the solution to the homogeneous equation is set to be zero by the requirement that the hydrodynamic variables as defined by the function $f^{(0)} + \varepsilon f^{(1)}$ coincide with the parameters of the local Maxwellian $f^{(0)}$:

$$\int \{1, \mathbf{v}, v^2\} f_{\text{CE}}^{(1)} d\mathbf{v} = 0.$$

The first correction $f_{\text{CE}}^{(1)}$ of the Chapman-Enskog method adds the terms

$$\frac{\partial^{(1)}}{\partial t} \{\rho, \rho \mathbf{u}, e\} = - \int \left\{ m, m\mathbf{v}, \frac{mv^2}{2} \right\} \left(\mathbf{v}, \frac{\partial}{\partial \mathbf{x}} \right) f_{\text{CE}}^{(1)} d\mathbf{v}$$

to the time derivatives of the hydrodynamic fields. These terms correspond to the dissipative hydrodynamics where viscous momentum transfer and heat transfer are in the Navier-Stokes and Fourier form. The Chapman-Enskog method was the first true success of the Boltzmann equation since it made it possible to derive macroscopic equation without a priori guessing (the generalization of the Boltzmann equation onto mixtures predicted existence of the thermodiffusion before it has been found experimentally), and to express transport coefficients in terms of microscopic particle's interaction.

However, higher-order corrections of the Chapman-Enskog method, resulting in hydrodynamic equations with higher derivatives (Burnett hydrodynamic equations) face severe difficulties both from the theoretical, as well as from the practical sides. In particular, they result in unphysical instabilities of the equilibrium.

4.3 The Grad moment method

In 1949, Harold Grad extended the basic assumption of the Hilbert and the Chapman-Enskog methods (the space and time dependence of normal solutions is mediated by the five hydrodynamic moments) [24]. A physical rationale behind the Grad moment method is an assumption of the decomposition of motions:

- (i). During the time of order τ , a set of distinguished moments M' (which include the hydrodynamic moments and a subset of higher-order moments) does not change significantly as compared to the rest of the moments M'' (the fast dynamics).
- (ii). Towards the end of the fast evolution, the values of the moments M'' become unambiguously determined by the values of the distinguished moments M' .
- (iii). On the time of order $\theta \gg \tau$, dynamics of the distribution function is determined by the dynamics of the distinguished moments while the rest of the moments remain to be determined by the distinguished moments (the slow evolution period).

Implementation of this picture requires an ansatz for the distribution function in order to represent the set of states visited in the course of the slow evolution. In Grad's method, these representative sets are finite-order truncations of an expansion of the distribution functions in terms of Hermite velocity tensors:

$$f_G(M', \mathbf{v}) = f_{\text{LM}}(\rho, \mathbf{u}, E, \mathbf{v}) \left[1 + \sum_{(\alpha)}^N a_{(\alpha)}(M') H_{(\alpha)}(\mathbf{v} - \mathbf{u}) \right], \quad (25)$$

where $H_{(\alpha)}(\mathbf{v} - \mathbf{u})$ are Hermite tensor polynomials, orthogonal with the weight f_{LM} , while coefficient $a_{(\alpha)}(M')$ are known functions of the distinguished moments M' , and N is the highest order of M' . Other moments are functions of M' : $M'' = M''(f_G(M'))$.

Slow evolution of distinguished moments is found upon substitution of (25) into the Boltzmann equation and finding the moments of the resulting expression (*Grad's moment equations*). Following Grad, this extremely simple approximation can be improved by extending the list of distinguished moments. The most well known is Grad's thirteen-moment approximation where the set of distinguished moments consists of five hydrodynamic moments, five components of the traceless stress tensor $\sigma_{ij} = \int m[(v_i - u_i)(v_j - u_j) - \delta_{ij}(\mathbf{v} - \mathbf{u})^2/3]f d\mathbf{v}$, and of the three components of the heat flux vector $q_i = \int (v_i - u_i)m(\mathbf{v} - \mathbf{u})^2/2f d\mathbf{v}$.

The decomposition of motions hypothesis cannot be evaluated for its validity within the framework of Grad's approach. It is not surprising therefore that Grad's methods failed to work in situations where it was (unmotivatedly) supposed to, primarily, in the phenomena with sharp time-space dependence such as the strong shock wave. On the other hand, Grad's method was quite successful for describing transition between parabolic and hyperbolic propagation, in particular, the second sound effect in massive solids at low temperatures, and, in general, situations slightly deviating from the classical Navier-Stokes-Fourier domain. Finally, the Grad method has been important background for development of phenomenological nonequilibrium thermodynamics based on hyperbolic first-order equation, the so-called EIT (extended irreversible thermodynamics [25, 26]).

4.4 Special approximations

Special approximations of the solutions to the Boltzmann equation were found for several problems, and which perform better than results of "regular" procedures. The most well known is the ansatz introduced independently by Mott-Smith and Tamm for the strong shock wave problem: The (stationary) distribution function is thought as

$$f_{\text{TMS}}(a(x)) = (1 - a(x))f_+ + a(x)f_-, \quad (26)$$

where f_{\pm} are upstream and downstream Maxwell distribution functions, whereas $a(x)$ is an undetermined scalar function of the coordinate along the shock tube.

Equation for function $a(x)$ has to be found upon substitution of (26) into the Boltzmann equation, and upon integration with some velocity-dependent function $\varphi(\mathbf{v})$. Two general problems arise with the special approximation thus constructed: Which function $\varphi(\mathbf{v})$ should be taken, and how to find correction to the ansatz like (26)?

4.5 The method of invariant manifold

The general problem of reduced description for dissipative system was recognized as the problem of finding stable invariant manifolds in the space of distribution functions [27, 28, 29, 30]. The notion of invariant manifold generalizes the normal solution in the Hilbert and in the Chapman-Enskog method, and the finite-moment sets of distribution function in the Grad method: If Ω is a smooth manifold in the space of distribution function, and if f_Ω is an element of Ω , then Ω is invariant with respect to the dynamic system,

$$\frac{df}{dt} = J(f), \quad (27)$$

$$\text{if } J(f_\Omega) \in T_{f_\Omega}\Omega, \text{ for all } f_\Omega \in \Omega, \quad (28)$$

where $T_{f_\Omega}\Omega$ is the tangent space of the manifold Ω at the point f_Ω . Application of the invariant manifold idea to dissipative systems is based on iterations, progressively improving the initial approximation, and it involves the following steps: construction of the thermodynamic projector and iterations for the invariance condition

4.5.1 Thermodynamic projector

Given a manifold Ω (not obligatory invariant), the macroscopic dynamics on this manifold is defined by the *macroscopic vector field*, which is the result of a projection of vectors $J(f_\Omega)$ onto the tangent bundle $T\Omega$. The thermodynamic projector $P_{f_\Omega}^*$ takes advantage of dissipativity:

$$\ker P_{f_\Omega}^* \subseteq \ker D_f S |_{f_\Omega}, \quad (29)$$

where $D_f S |_{f_\Omega}$ is the differential of the entropy evaluated in f_Ω .

This condition of thermodynamicity means that each state of the manifold Ω is regarded as the result of decomposition of motions occurring near Ω : The state f_Ω is the maximum entropy state on the set of states $f_\Omega + \ker P_{f_\Omega}^*$. Condition of thermodynamicity does not define projector completely; rather, it is the condition that should be satisfied by any projector used to define the macroscopic vector field, $J'_\Omega = P_{f_\Omega}^* J(f_\Omega)$. For, once the condition (29) is met, the macroscopic vector field preserves dissipativity of the original microscopic vector field $J(f)$:

$$D_f S |_{f_\Omega} \cdot P_{f_\Omega}^*(J(f_\Omega)) \geq 0 \text{ for all } f_\Omega \in \Omega.$$

The thermodynamic projector is the formalization of the assumption that Ω is the manifold of slow motion: If a fast relaxation takes place at least in a neighborhood of Ω , then the states visited in this process before arriving at f_Ω belong to $\ker P_{f_\Omega}^*$. In general, $P_{f_\Omega}^*$ depends in a non-trivial way on f_Ω .

4.5.2 Iterations for the invariance condition

The invariance condition for the manifold Ω reads,

$$P_\Omega(J(f_\Omega)) - J(f_\Omega) = 0,$$

here P_Ω is arbitrary (not obligatory thermodynamic) projector onto the tangent bundle of Ω . The invariance condition is considered as an equation which is solved iteratively, starting with initial approximation Ω_0 . On the $(n+1)$ -th iteration, the correction $f^{(n+1)} = f^{(n)} + \delta f^{(n+1)}$ is found from linear equations,

$$\begin{aligned} D_f J_n^* \delta f^{(n+1)} &= P_n^* J(f^{(n)}) - J(f^{(n)}), \\ P_n^* \delta f^{(n+1)} &= 0, \end{aligned} \quad (30)$$

here $D_f J_n^*$ is the linear self-adjoint operator with respect to the scalar product by the second differential of the entropy $D_f^2 S|_{f^{(n)}}$.

Together with the above-mentioned principle of thermodynamic projecting, the *self-adjoint linearization* implements the assumption about the decomposition of motions around the n 'th approximation. The self-adjoint linearization of the Boltzmann collision integral Q (7) around a distribution function f is given by the formula,

$$\begin{aligned} D_f Q^{\text{SYM}} \delta f &= \int W(\mathbf{v}, \mathbf{w}, | \mathbf{v}', \mathbf{w}') \frac{f(\mathbf{v})f(\mathbf{w}) + f(\mathbf{v}')f(\mathbf{w}')}{2} \\ &\times \left[\frac{\delta f(\mathbf{v}')}{f(\mathbf{v}')} + \frac{\delta f(\mathbf{w}')}{f(\mathbf{w}')} - \frac{\delta f(\mathbf{v})}{f(\mathbf{v})} - \frac{\delta f(\mathbf{w})}{f(\mathbf{w})} \right] d\mathbf{w}' d\mathbf{v}' d\mathbf{w}. \end{aligned} \quad (31)$$

If $f = f_{\text{LM}}$, the self-adjoint operator (31) becomes the linearized collision integral.

The method of invariant manifold is the iterative process:

$$(f^{(n)}, P_n^*) \rightarrow (f^{(n+1)}, P_n^*) \rightarrow (f^{(n+1)}, P_{n+1}^*)$$

On the each 1-st step of the iteration, the linear equation (30) is solved with the projector known from the previous iteration. On the each 2-nd step, the projector is updated, following the thermodynamic construction.

The method of invariant manifold can be further simplified if smallness parameters are known.

The proliferation of the procedure in comparison to the Chapman-Enskog method is essentially twofold:

First, the projector is made dependent on the manifold. This enlarges the set of admissible approximations.

Second, the method is based on iteration rather than a series expansion in a smallness parameter. Importance of iteration procedures is well understood in physics, in particular, in the renormalization group approach to reducing the description in equilibrium statistical mechanics, and in the Kolmogorov- Arnold-Moser theory of finite-dimensional Hamiltonian systems.

4.6 Quasiequilibrium approximations

Important generalization of the Grad moment method is the concept of the *quasiequilibrium approximations* already mentioned above (we discuss this approximation in detail in a separate section). The quasiequilibrium distribution function for a set of distinguished moment $M = m(f)$ maximizes the entropy density S for fixed M . The quasiequilibrium manifold $\Omega^*(M)$ is the collection of the quasiequilibrium distribution functions for all admissible values of M . The quasiequilibrium approximation is the simplest and extremely useful (not only in the kinetic theory itself) implementation of the hypothesis about a decomposition of motions: If M are considered as slow variables, then states which could be visited in the course of rapid motion in the vicinity of $\Omega^*(M)$ belong to the planes

$$\Gamma_M = \{f \mid m(f - f^*(M)) = 0\}.$$

In that respect, the thermodynamic construction in the method of invariant manifold is a generalization of the quasiequilibrium approximation where the given manifold is equipped with a quasiequilibrium structure by choosing appropriately the macroscopic variables of the slow motion. In contrast to the quasiequilibrium, the macroscopic variables thus constructed are not obligatory moments. A textbook example of the quasiequilibrium approximation is the generalized Gaussian function for $M = \{\rho, \rho\mathbf{u}, P\}$ where $P_{ij} = \int v_i v_j f \, d\mathbf{v}$ is the pressure tensor.

The thermodynamic projector P^* for a quasiequilibrium approximation was first introduced by B. Robertson [31] (in a different context of conservative dynamics and for a special case of the Gibbs-Shannon entropy). It acts on a function Ψ as follows

$$P_M^* \Psi = \sum_i \frac{\partial f^*}{\partial M_i} \int m_i \Psi \, d\mathbf{v},$$

where $M = \int m_i f \, d\mathbf{v}$. The quasiequilibrium approximation does not exist if the highest order moment is an odd-order polynomial of velocity (therefore, there exists no quasiequilibrium for thirteen Grad's moments), and a regularization is then required. Otherwise, the Grad moment approximation is the first-order expansion of the quasiequilibrium around the local Maxwellian.

5 Discrete velocity models

If the number of microscopic velocities is reduced drastically to only a finite set, the resulting discrete velocity models, continuous in time and in space, can still mimic the gas-dynamic flows. This idea was introduced in Broadwell's paper in 1963 to mimic the strong shock wave [32].

Further important development of this idea was due to Cabannes and Gatignol in the seventies who introduced a systematic class of discrete velocity models [33]. The structure of the collision operators in the discrete velocity models mimics the polynomial character of the Boltzmann collision integral. Discrete velocity models are implemented numerically by using the natural operator splitting in which each update due to free flight is followed by the collision update, the idea which dates back to Grad. One of the most important recent results is the proof of convergence of the discrete velocity models with pair collisions to the Boltzmann collision integral [34].

6 Direct simulation

Besides the analytical approach, direct numerical simulation of Boltzmann-type nonlinear kinetic equations have been developed since mid of 1960's, beginning with the seminal works of Bird [35, 36]. The basis of the approach is a representation of the Boltzmann gas by a set of particles whose dynamics is modeled as a sequence of free propagation and collisions. The modeling of collisions uses a random choice of pairs of particles inside the cells of the space, and changing the velocities of these pairs in such a way as to comply with the conservation laws, and in accordance with the kernel of the Boltzmann collision integral. At present, there exists a variety of this scheme known under the common title of the Direct Simulation Monte-Carlo method [35, 36]. The DSMC, in particular, provides data to test various analytical theories.

7 Lattice Gas and Lattice Boltzmann models

Since the mid of 1980's, the kinetic-theory based approach to simulation of complex macroscopic phenomena such as hydrodynamics has been developed. The main idea of the approach is the construction of minimal kinetic system in such a way that their long-time and large-scale limit matches the desired macroscopic equations. For this purpose, the fully discrete (in time, space, and velocity) nonlinear kinetic equations are considered on sufficiently isotropic lattices, where the links represent the discrete velocities of fictitious particles. In the earlier version of the lattice methods, the particle-based picture has been exploited, subject to the exclusion rule (one or zero particle per lattice link) [the lattice gas model [37]]. Most of the present versions use the distribution function picture, where populations of the links are non-integer [the lattice Boltzmann model [38, 39, 40,

41, 42]]. Discrete-time dynamics consists of a propagation step where populations are transmitted to adjacent links and collision step where populations of the links at each node of the lattice are equilibrated by a certain rule. Most of the present versions use the BGK-type equilibration, where the local equilibrium is constructed in such a way as to match desired macroscopic equations. The lattice Boltzmann method is a useful approach for computational fluid dynamics, effectively compliant with parallel architectures. The proof of the H theorem for the Lattice gas models is based on the semi-detailed (or Stueckelberg's) balance principle. The proof of the H theorem in the framework of the lattice Boltzmann method has been only very recently achieved [43, 44, 51, 45, 46, 47].

8 Minimal Boltzmann models for flows at low Knudsen number

In this section, we present a new discrete Boltzmann model which has the correct thermodynamics, and which reproduces Navier-Stokes-Fourier equation in the hydrodynamic limit. Discrete velocities are taken as zeros of the Hermite polynomials, and the maximum entropy Grad moment method, together with the Gauss-Hermite quadrature is used in order to derive the discrete H function. Corresponding local equilibria are found analytically. The numerical implementation involves a novel discretization scheme consistent with the H theorem. Discretization scheme is extended to a derivation of the diffusive boundary condition. Some numerical results of the simulation of the model for different flow problems are presented.

Kinetic theory based simulation schemes, in the context of the computational fluid dynamics, have attracted considerable attention in the last decade. In particular, the lattice Boltzmann method has emerged as an efficient alternative to the traditional Navier-Stokes solvers [39, 40]. In the spirit of the kinetic theory of gases, in this method simple pseudo-particle kinetics is introduced in such a way that hydrodynamic equations are obtained as its large-scale long-time limit. The method is essentially a particular discrete Boltzmann model with a simplified collision mechanism. The emphasis of this model is on recovering desired macroscopic dynamics with minimal computational costs. However, it turns out that a vital feature of the kinetic theory, the H theorem, was lost in this simplification process [39, 40, 43]. This deficiency in the method had hindered the further development of the method as a tool for simulating thermal hydrodynamics [43].

The aim of this work is to describe a recently proposed method [47], which allows construction of lattice Boltzmann like methods from the considerations of the classical kinetic theory [10, 19]. The resulting scheme is computationally as efficient as the standard lattice Boltzmann method. The scheme is based on preserving continuous (in time) as well as the discrete H theorem [10, 43], and hereby it ensures the non-linear stability of the resulting numerical algorithm.

8.1 Lattice Boltzmann Method

We shall first describe the standard lattice Boltzmann model. The basic setup for the method is as follows: Let $f_i(\mathbf{x}, t)$ be a population of discrete velocities \mathbf{c}_i , $i = 1, \dots, b$, at position \mathbf{x} and time t . Hydrodynamic fields are the first few moments of populations, namely

$$\sum_{i=1}^b f_i \{1, c_{i\alpha}, c_i^2\} = \{\rho, \rho u_\alpha, \rho DT + \rho u^2\}, \quad (32)$$

where ρ is the mass density of the fluid, ρu_α is the momentum density, and $\rho DT + \rho u^2$ is the energy density. In our notation, $\alpha = 1, \dots, D$, denotes the spatial directions, where D is the spatial dimension. In the case of athermal hydrodynamics, the list of independent hydrodynamic fields consists of only the mass and the momentum density. Typically it is assumed that during the collision, the populations relax to their equilibrium value with a single relaxation time τ (Bhatnagar-Gross-Krook (BGK) form of the collision [10]). The kinetic equation under this assumption reads,

$$\partial_t f_i + c_{i\alpha} \partial_\alpha f_i = -\tau^{-1} (f_i - f_i^{\text{eq}}), \quad (33)$$

where the form of the local equilibrium population, f_i^{eq} remains to be specified.

The set of discrete velocities is usually chosen to form links of a Bravais lattice (with possibly several sub-lattices). This choice of discrete velocity facilitates in an efficient discretization using the method of characteristics. The condition that the local hydrodynamic variables are invariants of the collision,

$$\sum_{i=1}^b f_i^{\text{eq}} \{1, c_{i\alpha}, c_i^2\} = \{\rho, \rho u_\alpha, \rho DT + \rho u^2\}, \quad (34)$$

imposes a set of restrictions on the form of the equilibrium population. (Note that, in the athermal case the energy constraint on the local equilibrium is excluded from this list.) Chapman-Enskog analysis of (33), with unknown equilibrium satisfying (34), shows that in order to recover the desired hydrodynamic equations, in the large-scale long-time limit certain higher order moments of the equilibrium, which are involved in the Chapman-Enskog analysis, need to be in the same form as in the classical kinetic theory. Further, it is assumed that the equilibrium population can be expressed as a polynomial in the hydrodynamic fields. These approximation allow for an explicit construction of the lattice Boltzmann method with correct hydrodynamics [40].

The above mentioned way of constructing kinetic models is not unique for constructing the equilibrium or for selection of the set of discrete velocities. It has been long known that not every choice of the discrete velocities and the corresponding equilibria results in a stable simulation algorithm. In the case of the athermal hydrodynamics, the set of the discrete velocities and corresponding polynomials for the equilibrium have been

found which lead to a relatively stable realization. However, the problem of stability becomes particularly severe when thermal modes are included. The reason for this failure is attributed to the lack of the H theorem for the method. Recently, it was shown how the method should be equipped with the H theorem in the isothermal case. The numerical stability of the method is considerably enhanced by the incorporation of the H theorem [45, 46].

8.2 Entropic discrete BGK model

The key of the construction is the H function which needs to be found for the dynamics under consideration [46, 51]. By definition, the local equilibrium is then the minimizer of the corresponding H function [43], under constraints of the local conservation laws (34). Furthermore, if the corresponding local equilibria are known analytically, we can use the BGK model. However, an explicit knowledge of the equilibrium is not a fundamental requirement for constructing lattice Boltzmann like method. In other cases, when only the H function is known analytically, an alternative single relaxation time model can be used, which circumvents the problem of finding the local equilibria in a closed form [48].

The key question is how to find the correct set of discrete velocities and the corresponding H function. In order to answer this, we remind the reader of the important observation on the relation between the discretization of the velocity space and the well known Grad's moment method [10, 49]. Namely, if discrete velocities are constructed from zeros of the Hermite polynomials, the method of discrete velocity is essentially equivalent to Grad's moment method based on the expansion of the distribution function around a fixed Maxwellian distribution function. This link ensures that the resulting hydrodynamics is the correct one. However, expanding the local equilibria means giving up the advantage of having the H theorem [49]. This problem is circumvented, if we directly evaluate the Boltzmann H function for the discrete case and construct the dynamics using this H function. The idea is to use the Gauss-Hermite quadrature in order to construct the set of discrete velocities and the H function. This is essentially equivalent to using the entropic Grad's method (the maximum entropy approximation) [19]. In the next section we describe how the method works.

8.2.1 Discrete H function

Boltzmann's H function written in terms of the one-particle distribution function $F(\mathbf{x}, \mathbf{c})$ is $H = \int F \ln F d\mathbf{c}$, where \mathbf{c} is the continuous velocity. Close to the local equilibrium, this integral is naturally approximated using the Gauss-Hermite quadrature. A direct evaluation of Boltzmann's H function by a quadrature reads,

$$H_{\{w_i, \mathbf{c}_i\}} = \sum_{i=1}^b f_i \ln \left(\frac{f_i}{w_i} \right). \quad (35)$$

Table 1: Reconstruction of the macroscopic dynamics with the increase in the order of the Hermite polynomial.

Order of Polynomial	Independent variables	Discrete velocities in 1- D	Weights	Target equation
2	ρ	± 1	$\frac{1}{2}$	Diffusion
3	$\rho, \rho u_\alpha$	$0, \pm \sqrt{3T_0}$	$\frac{2}{3}, \frac{1}{6}$	Athermal Navier-Stokes, $O(u^2)$
4	$\rho, \rho u_\alpha, E$	$\pm a, \pm b$	$\frac{T_0}{4a^2}, \frac{T_0}{4b^2}$	Thermal Navier-Stokes, $O(\theta^2)$ Athermal Navier-Stokes, $O(u^3)$

Here w_i is the weight associated with the i th discrete velocity \mathbf{c}_i , and the particles mass and the Boltzmann constant k_B are set equal to the unity. Discrete discrete function $f_i(\mathbf{x})$ are related to values of the continuous distribution function at the nodes of the quadrature as $f_i(\mathbf{x}) = w_i(2\pi T_0)^{(D/2)} \exp(c_i^2/(2T_0))F(\mathbf{x}, \mathbf{c}_i)$. The discrete-velocity entropy functions (35) for various $\{w_i, \mathbf{c}_i\}$ is the unique input for all our constructions below. In this setting, the set of discrete velocities corresponds to zeroes of the Hermite polynomials in $\mathbf{c}/\sqrt{2T_0}$. In the next section, it will be shown how the order of the Hermite polynomial, whose zeroes constitute the set of discrete velocities, affect the dynamics.

8.3 Hydrodynamics

As the order of the Hermite polynomial is increased (this will correspond to increasing number of discrete velocities), the discrete $H_{\{w_i, \mathbf{c}_i\}}$ function becomes a better approximation to the continuous Boltzmann H function. Thus, with the increase in the order of the Hermite polynomial a better approximation to the hydrodynamics is constructed. This behavior is demonstrated in Table 1.

where $a = \sqrt{3 - \sqrt{6}}(T_0)^{1/2}$, and $b = \sqrt{3 + \sqrt{6}}(T_0)^{1/2}$. In higher dimensions, the discrete velocities are products of the discrete velocities in one dimension, and the weights are constructed by multiplying the weights associated with the each component direction.

In order to give a better prospective of the method, we shall discuss a few examples of the Table 1 in details.

8.3.1 Athermal hydrodynamics

If the discrete velocities are formed using roots of the third-order Hermite polynomials (see row 1 of table 1) the Navier-Stokes equation is reproduced up to the order $O(u^2)$. The explicit expression for the equilibrium distribution, obtained from solving the minimization problem, reads:

$$f_i^{\text{eq}} = \rho w_i \times \tag{36}$$

Table 2: Behavior of higher order moments, in comparison to the continuous case. The symbol Δ denotes the difference from the continuous case.

	$\Delta P_{\alpha\beta}^{\text{eq}}$	$\Delta Q_{\alpha\beta\gamma}^{\text{eq}}$	$\Delta R_{\alpha\beta}^{\text{eq}}$	
Athermal case	$O(u^4)$	$O(u^3)$		$*_{\theta} =$
Thermal case*	$O(u^8)$	$O(u\theta^2), O(u^3\theta), \text{ and } O(u^5)$	$O(\theta^2), O(u^2\theta^2), \text{ and } O(u^4)$	

$(T_0 - T)/T_0$ is the deviation of the temperature from the reference value.

$$\prod_{\alpha=1}^D \left[\left(2 - \sqrt{1 + (u_{\alpha}/c_s)^2} \right) \left(\frac{(2/\sqrt{3})(u_{\alpha}/c_s) + \sqrt{1 + (u_{\alpha}/c_s)^2}}{1 - u_{\alpha}/(\sqrt{3}c_s)} \right)^{c_{i\alpha}/(\sqrt{3}c_s)} \right],$$

where $c_s = \sqrt{T_0}$ is speed of sound. Note that the exponent, $(c_{i\alpha}/(\sqrt{3}c_s))$, in (36) takes the values ± 1 , and 0 only and the resulting expressions for the equilibrium can be simplified in each dimensions. Equilibria (36) are positive definite for $u_{\alpha} < \sqrt{3}c_s$. Without going into details of derivation, we mention that the equilibrium (36) is the product of D one-dimensional solutions which were found earlier in the paper [45] via a direct minimization procedure, and it coincides with the classical equilibrium of the one dimensional Broadwell model [50]. Also, the H function for the two dimensional case was found earlier as the solution to functional equation which imposes the requirement of having correct stress tensor [51]. The factorization over spatial dimensions is pertinent to the derivation, and is quite similar to the familiar property of Maxwell's distribution function. As the higher order moments are not enforced, we need to check the behavior of the higher order moments. Relevant higher-order moments of the equilibrium distribution, needed to establish the athermal hydrodynamics in the framework of Chapman-Enskog method are the equilibrium pressure tensor, $P_{\alpha\beta}^{\text{eq}} = \sum_i f_i^{\text{eq}} c_{i\alpha} c_{i\beta}$, the equilibrium third-order moments, $Q_{\alpha\beta\gamma}^{\text{eq}} = \sum_i f_i^{\text{eq}} c_{i\alpha} c_{i\beta} c_{i\gamma}$, and the equilibrium fourth order moment $R_{\alpha\beta}^{\text{eq}} = \sum_i c_{i\alpha} c_{i\beta} c^2 f_i^{\text{eq}}$. For the case of the athermal hydrodynamics, to recover Navier-Stokes equation only the equilibrium pressure tensor and the equilibrium third-order moments are required to be in the correct form. The deviation of these higher order moments, as compared to the continuous case is reported in table 2.

We see that the present equilibrium results in the correct pressure tensor only to the order $O(u^4)$. However, this is sufficient for simulations of low Mach number flows. For example, for $D = 2$, even at a high velocity, $u_{\alpha} = 0.25\sqrt{T_0}$, the error in the pressure is less than 2%.

As the derivation of the equilibrium (36) is based on the entropy function (35) which, in turn, is produced by the same quadrature as the polynomial equilibria of the lattice Boltzmann method [49], it is not surprising that expansions of the function to the order $O(u^2)$ coincides with the polynomial equilibria (for $D = 2$) of the standard lattice Boltzmann method found earlier.

8.3.2 Thermal hydrodynamics

In precisely the same way, the minimal entropic kinetic model for the thermal case requires zeroes of fourth-order Hermite polynomials. In order to evaluate Lagrange multipliers in the formal solution to the minimization problem,

$$f_i^{\text{eq}} = w_i \exp(A + \mathbf{B} \cdot \mathbf{c}_i + C c_i^2),$$

we first make an important observation that they can be computed exactly for $\mathbf{u} = 0$ and *any* temperature T within the positivity interval, $a^2 < T < b^2$:

$$\begin{aligned} B_\alpha &= 0, \quad C_0 = \frac{1}{(b^2 - a^2)} \log \left(\frac{w_a (T - a^2)}{w_b (b^2 - T)} \right), \\ A_0 &= \log \left(\frac{\rho (b^2 - T)^D}{(2w_a)^D (b^2 - a^2)^D} \right) - D a^2 C_0. \end{aligned} \quad (37)$$

With this, we find the equilibrium at zero average velocity and arbitrary temperature,

$$f_i^{\text{eq}} = \frac{\rho w_i}{2^D (b^2 - a^2)^D} \times \prod_{\alpha=1}^D \left(\frac{b^2 - T}{w_a} \right)^{\left(\frac{b^2 - c_{i\alpha}^2}{b^2 - a^2} \right)} \left(\frac{T - a^2}{w_b} \right)^{\left(\frac{c_{i\alpha}^2 - a^2}{b^2 - a^2} \right)}. \quad (38)$$

Factorization over spatial components is clearly seen in this solution. Once the exact solution for zero velocity is known, extension to $\mathbf{u} \neq 0$ is easily found by perturbation. The first few terms of the expanded Lagrange multipliers are:

$$\begin{aligned} A &= A_0 - \frac{T}{(T - a^2)(b^2 - T)} u^2 + O(u^4), \\ B_\alpha &= \frac{u_\alpha}{T} + \frac{(T - T_0)^2}{2DT^4} (D u_\beta u_\theta u_\gamma \delta_{\alpha\beta\gamma\theta} - 3u^2 u_\alpha) + O(u^5), \\ C &= C_0 + \frac{a^2(b^2 - T) - T(b^2 - 3T)}{2DT^2(T - a^2)(b^2 - T)} u^2 + O(u^4). \end{aligned}$$

For the actual numerical implementation, the equilibrium distribution function can be calculated analytically, up to any order of accuracy required, by this procedure. Accuracy of the relevant higher order moments in this case is shown in the Table 2. Once the error in these terms are small, the present model reconstructs the full thermal hydrodynamic equations.

While in the athermal case the closeness of the resulting macroscopic equations to the Navier-Stokes equations is controlled solely by the deviations from zero of the average velocity, in the thermal regime an additional control is due to variations of the temperature away from the reference value. This means that not only the actual velocity should be much less than the heat velocity but also the fractional temperature deviation from T_0 should be small, $|T - T_0|/T_0 \ll 1$. However, by increasing the reference temperature, one gets a wider operating window of the present model. Another important remark is

about the use of the this thermal model for the athermal Navier-Stokes equation. If the temperature is fixed at the reference value $T = T_0$, the pressure tensor and the third moment $Q_{\alpha\beta\gamma}^{\text{eq}}$ becomes exact to the order $O(u^5)$, unlike in the second-order accurate standard lattice Boltzmann models and the athermal model constructed above.

8.3.3 Transport coefficients

When the single relaxation time BGK model (33) is used with the present thermal equilibrium, the resulting transport coefficients are as follows: For $D = 1$, the kinematic viscosity ν is equal to zero, while the thermal conductivity κ is $\kappa = (3/2)(\tau\rho)T$. For $D > 1$, we have $\nu = (\tau\rho)T$, and $\kappa = ((D + 2)/2)(\tau\rho)T$. The equality of Prandtl number, $c_p\nu\kappa^{-1}$, to unity is the well-known limitation of the single relaxation time model which is cured by using multi-relaxation time models. The density dependence of the transport coefficient in the BGK model can be circumvented by renormalizing the relaxation time as $\tau' = \tau\rho$.

8.4 Thermodynamics

In our construction of the discrete velocity model, the main focus is on achieving a good approximation of the Boltzmann H function. Thus, we can expect that the correct thermodynamics will be preserved (within the accuracy of the discretization), even in the discrete case. Indeed, the local equilibrium entropy, $S = -k_B H_{\{w_i, c_i\}}(f^{\text{eq}})$, for the thermal model satisfies the usual expression for the entropy of the ideal monoatomic gas to the overall order of approximation of the method,

$$S = \rho k_B \ln (T^{D/2}/\rho) + O(u^4, \theta^2). \quad (39)$$

8.5 Boundary condition

Once we have developed a systematic way of obtaining the discrete velocity model from the continuous case, the same idea can be extended easily to derive the boundary condition. The methodology for obtaining the boundary condition is same as that for obtaining the discrete H function. We shall start with the boundary condition written in the integral form (see [10]) and then use the Gauss-Hermite quadrature to obtain the boundary condition for the discrete case. However, the integral appearing in the boundary condition is over half space. At this point, we should use a counterpart of Hermite polynomial defined on the half space only. However, once we have chosen the quadrature points for the interior (for evaluating the H function), we no longer have freedom to choose the quadrature points independently for the evaluation of the boundary condition. For that reason, we are forced to use the same quadrature in this case too and then we need to evaluate the error in each case considered. It turns out that for the case of the diffusive wall in the athermal case, this way of evaluation of the half-space integral of the boundary

condition is of the accuracy $O(u^2)$, as in the bulk. For the present purpose, a wall ∂R is completely specified at any point ($\mathbf{x} \in \partial R$) by the knowledge of the inward unit normal \mathbf{n} , the wall temperature T_w and the wall velocity \mathbf{U}_w . The explicit expression for the boundary condition is

$$f_i = \frac{\sum_{\boldsymbol{\xi}'_i \cdot \mathbf{n} < 0} |(\boldsymbol{\xi}'_i \cdot \mathbf{n})| f_{i'}}{\sum_{\boldsymbol{\xi}'_i \cdot \mathbf{n} < 0} |(\boldsymbol{\xi}'_i \cdot \mathbf{n})| f_{i'}^{\text{eq}}(U_w, \rho_w)} f_i^{\text{eq}}(U_w, \rho_w), \quad ((\mathbf{c}_i - \mathbf{U}_w) \cdot \mathbf{n} > 0), \quad (40)$$

Here, $\boldsymbol{\xi}$ denotes the molecular velocity in a frame of reference moving with the wall velocity and is equals to $\mathbf{c} - \mathbf{U}_w$.

8.6 Spatial and time discretization

In this subsection, we derive a discretization scheme for the discrete Boltzmann equation (33), which leads to the lattice Boltzmann equation.

To begin with, we note that the left hand side of (33) denotes the convection process, in which no dissipation is generated (thus no entropy production). On the other hand, the right hand side of the equation denotes the generation of the entropy due to the relaxation of the population to its equilibrium value (a local event). In order to explore this physical picture further, we look at the solution of the (33) after time δt

$$f_i(\delta t) = \exp(-\delta t (\mathbf{c}_i \cdot \nabla + L)) f_i(0) + O\left(\left(\frac{\delta t}{\tau}\right)^2\right), \quad (41)$$

where, L denotes the collision operator and in the case of the BGK approximation considered here is given as $L f_i = \tau^{-1} (f_i^{\text{eq}} - f_i)$. After performing an expansion in powers of commutator of the collision and the convection, we can write

$$f_i(\delta t) = \exp(-\delta t L) [\exp(-\delta t (\mathbf{c}_i \cdot \nabla)) f_i(0)] + O\left(\left(\frac{\delta t}{\tau}\right)^2\right), \quad (42)$$

This, expansion has reduced, the problem into two analytically solvable problems of the relaxation free convection and of a local relaxation process. The solution reads,

$$\begin{aligned} f_i(\mathbf{x}, \delta t) &= f_i(\mathbf{x} - \mathbf{c}_i \delta t, 0) \\ &+ \left(1 - \exp\left[-\frac{\delta t}{\tau}\right]\right) (f_i^{\text{eq}} - f_i(\mathbf{x} - \mathbf{c}_i \delta t, 0)) + O\left(\left(\frac{\delta t}{\tau}\right)^2\right). \end{aligned} \quad (43)$$

The athermal lattice Boltzmann method utilizes this solution in a efficient manner by tuning the time step and the grid spacing in such a way that $\mathbf{x} - \mathbf{c}_i \delta t$ is always a grid point. This solves, the convection process in a trivial fashion. In the thermal case, a modification in the algorithm is needed to minimize the mismatch of the spatial grid with the grid in the velocity space (set of discrete velocities). The aim is chose the δt and $\delta \mathbf{x}$ in

such a way that mismatch is reduced to minimum. Presently, we are working to achieve such a discretization.

However, a important modification in (43) is needed if we want to achieve the zero viscosity limit. In the zero viscosity limit ($\tau \rightarrow 0$) (43) will require $\delta t \rightarrow 0$. This problem can be avoided if many short collision steps can be lumped together in some ways. This can be done by modifying the discrete kinetic equation (43) as

$$f_i(\mathbf{x}, \delta t) = f_i(\mathbf{x} - \mathbf{c}_i \delta t, 0) + 2\beta \delta t (f_i^{\text{eq}} - f_i(\mathbf{x} - \mathbf{c}_i \delta t, 0)), \quad (44)$$

where the discrete inverse relaxation time is $\beta = 1/(2\tau + \delta t)$. In the limit of $\tau \gg \delta t$, (43) and the modified (44) are identical. However, in the limit of τ tending to zero, these two equation have two different relaxational behavior. Note, that only short time dynamics is changed here to achieve rapid convergence towards hydrodynamics. Here we remind that the relation

$$1 - \exp\left[-\frac{\delta t}{\tau}\right] = \frac{\frac{\delta t}{\tau}}{1 + \frac{\delta t}{2\tau}} + O\left(\left(\frac{\delta t}{\tau}\right)^3\right). \quad (45)$$

is a Padé approximation rather than a Taylor series expansion. This also explains, why in the standard isothermal lattice Boltzmann method the viscosity is $\nu = (1/\beta - \delta t)c_s^2/2$.

The discrete equation (44) is successfully used as for various isothermal flow simulations [39, 40]. However, a drawback of this over-relaxation scheme is the loss of H theorem. In (44), the positivity of the population is not guaranteed. This may leads to numerical instability in many cases (where during the simulation the populations might drift far away from the equilibrium) [46, 48, 52].

8.6.1 A geometric procedure for restoring the discrete H theorem

The advantage of the over-relaxation in achieving large time steps can be retained, and the problem of the numerical instability can be removed if populations are over-relaxed in such a way that H function does not increase in this process [46, 51]. To do so, we modify (44) as

$$f_i(\mathbf{x}, \delta t) = f_i(\mathbf{x} - \mathbf{c}_i \delta t, 0) + \alpha \beta (f_i^{\text{eq}} - f_i(\mathbf{x} - \mathbf{c}_i \delta t, 0)), \quad (46)$$

where, α is the solution to the equation,

$$H(\mathbf{f}) = H(\mathbf{f}^*). \quad (47)$$

here \mathbf{f} denotes b dimensional vector consisting of all populations and $\mathbf{f}^* = \mathbf{f} - \alpha(\mathbf{f} - \mathbf{f}^{\text{eq}})$. First, the distribution is over-relaxed along the path dictated by local collision (with $\beta = 1$) to a point of equal entropy. Afterwards, a second collision with the relaxation parameter β ensures that in the hydrodynamic limit correct viscosity coefficient is recovered. The algorithm is illustrated graphically in the Fig. 1. This way of implementing the H theorem in the method ensures the non-linear stability. For the BGK model it can be shown that close to local equilibrium $\alpha = 2\delta t$. The details of the implementation of the discrete H theorem is discussed in the paper [46].

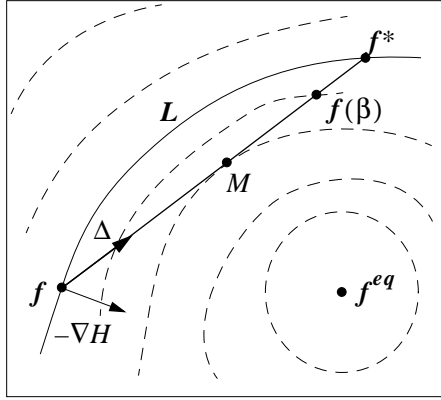


Figure 1: Stabilization procedure. Curves represent entropy levels, surrounding the local equilibrium \mathbf{f}^{eq} . The solid curve L is the entropy level with the value $H(\mathbf{f}) = H(\mathbf{f}^*)$, where \mathbf{f} is the initial, and \mathbf{f}^* is the auxiliary population. The vector Δ represents the collision integral, the sharp angle between Δ and the vector $-\nabla H$ reflects the entropy production inequality. The point \mathbf{M} is the solution to (47). The result of the collision update is represented by the point $\mathbf{f}(\beta)$. The choice of β shown corresponds to the ‘over-relaxation’: $H(\mathbf{f}(\beta)) > H(\mathbf{M})$ but $H(\mathbf{f}(\beta)) < H(\mathbf{f})$. The particular case of the BGK collision (not shown) would be represented by a vector Δ_{BGK} , pointing from \mathbf{f} towards \mathbf{f}^{eq} , in which case $\mathbf{M} = \mathbf{f}^{eq}$.

8.7 Numerical Experiments

We have performed a numerical simulation of the Kramers’ problem [10]. Kramers’ problem is a limiting case of the plane Couette flow, where one of the plate is moved to infinity, while keeping a fixed shear rate. We compare the analytical solution for the slip-velocity at the wall calculated for the linearized BGK collision model [10] with the numerical solution in the Fig. 2.

This shows that one important feature of original Boltzmann equation, the Knudsen number dependent slip at the wall is retained in the present model.

In another numerical experiment, the method was tested in the setup of the two-dimensional Poiseuille flow. The time evolution of the computed profile as compared to the analytical profile obtained from solving the Navier–Stokes equation is demonstrated in Fig. 3.

8.8 Outlook

We have constructed the minimal kinetic models for both athermal and thermal hydrodynamic simulations. The natural extension of the Gauss-Hermite quadrature discretization towards the Boltzmann H function leads to physically sound kinetic models consistent with the H theorem. A new approach to the discretization is taken, which ensures non

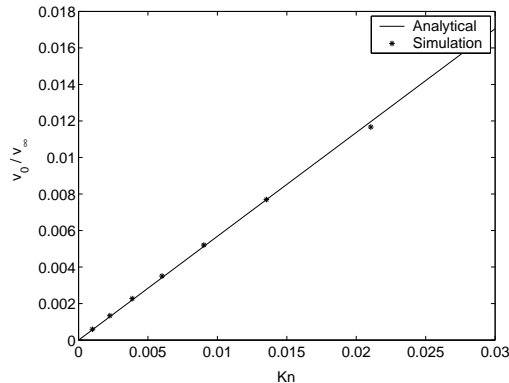


Figure 2: Relative slip observed at the wall in the simulation of the Kramers’ problem for shear rate $a = 0.001$, box length $L = 32$, $v_\infty = a \times L = 0.032$ (See for details the paper [52]).

linear stability of the numerical method. The simulation of the Kramers’ problem as a function of the Knudsen number demonstrates the usefulness of the present approach for the low Knudsen number flows.

9 Other kinetic equations

9.1 The Enskog equation for hard spheres

The Enskog equation for hard spheres is an extension of the Boltzmann equation to moderately dense gases. The Enskog equation explicitly takes into account the nonlocality of collisions through a two-fold modification of the Boltzmann collision integral: First, the one-particle distribution functions are evaluated at the locations of the centers of spheres, separated by the nonzero distance at the impact. This makes the collision integral nonlocal in space. Second, the equilibrium pair distribution function at the contact of the spheres enhances the scattering probability.

Enskog’s collision integral for hard spheres of radius r_0 is written in the following form [23]:

$$Q = \int_{R^3} \int_{B^-} [(\mathbf{v} - \mathbf{w}) \cdot \mathbf{n}] [\chi(\mathbf{x}, \mathbf{x} + r_0 \mathbf{n}) f(\mathbf{x}, \mathbf{v}') f(\mathbf{x} + 2r_0 \mathbf{n}, \mathbf{w}') - \chi(\mathbf{x}, \mathbf{x} - r_0 \mathbf{n}) f(\mathbf{x}, \mathbf{v}) f(\mathbf{x} - 2r_0 \mathbf{n}, \mathbf{w})] d\mathbf{w} d\mathbf{n}, \quad (48)$$

where $\chi(\mathbf{x}, \mathbf{y})$ is the equilibrium pair-correlation function for given temperature and density, and integration in \mathbf{w} is carried over the whole space R^3 , while integration in \mathbf{n} goes over a hemisphere $B^- = \{\mathbf{n} \in S^2 \mid (\mathbf{w} - \mathbf{v}, \mathbf{n}) < 0\}$.

The proof of the H theorem for the Enskog equation has posed certain difficulties, and has led to a modification of the collision integral [53].

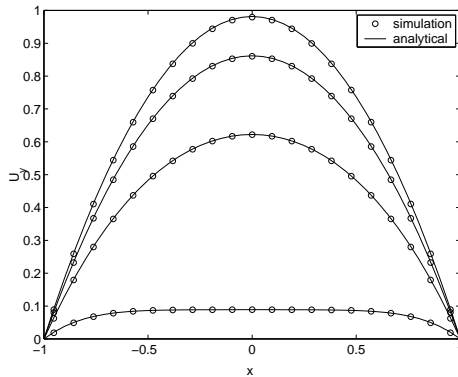


Figure 3: Development of the velocity profile in the Poiseuille flow. Reduced velocity $U_y(x) = u_y/u_{y_{\max}}$ is shown versus the reduced coordinate across the channel x . Solid line: Analytic solution. Different lines correspond to different instants of the reduced time $T = (\nu t)/(4R^2)$, increasing from bottom to top. Here, R is the half-width of the channel. Symbol: simulation with the present ELBM algorithm. Parameters used are: viscosity $\nu = 5.0015 \times 10^{-5} (\beta = 0.9997)$, steady state maximal velocity $u_{y_{\max}} = 1.10217 \times 10^{-2}$. Reynolds number $Re = 1157$. (See for more details in the paper [46])

Methods of solution of the Enskog equation are immediate generalizations of those developed for the Boltzmann equation, but there is one additional difficulty. The Enskog collision integral is nonlocal in space. The Chapman-Enskog method, when applied to the Enskog equation, is supplemented with a gradient expansion around the homogeneous equilibrium state.

9.2 The Vlasov equation

The Vlasov equation (or kinetic equation for a self-consistent force) is the nonlinear equation for the one-body distribution function, which takes into account a long-range interaction between particles:

$$\frac{\partial}{\partial t} f + \left(\mathbf{v}, \frac{\partial}{\partial \mathbf{x}} f \right) + \left(\mathbf{F}, \frac{\partial}{\partial \mathbf{v}} f \right) = 0,$$

where $\mathbf{F} = \int \Phi(|\mathbf{x} - \mathbf{x}'|) \frac{\mathbf{x} - \mathbf{x}'}{|\mathbf{x} - \mathbf{x}'|} n(\mathbf{x}') d\mathbf{x}'$ is the self-consistent force. In this expression $\Phi(|\mathbf{x} - \mathbf{x}'|) \frac{\mathbf{x} - \mathbf{x}'}{|\mathbf{x} - \mathbf{x}'|}$ is the microscopic force between the two particles, and $n(\mathbf{x}')$ is the density of particles, defined self-consistently, $n(\mathbf{x}') = \int f(\mathbf{x}', \mathbf{v}) d\mathbf{v}$.

The Vlasov equation is used for a description of collisionless plasmas in which case it is completed by the set of Maxwell equation for the electromagnetic field [54]. It is also used for a description of the gravitating gas.

The Vlasov equation is an infinite-dimensional Hamiltonian system [55]. Many special and approximate (wave-like) solutions to the Vlasov equation are known and they describe

important physical effects [56]. One of the most well known effects is the Landau damping [54]: The energy of a volume element dissipates with the rate

$$Q \approx - |E|^2 \frac{\omega(k)}{k^2} \left. \frac{df_0}{dv} \right|_{v=\frac{\omega}{k}},$$

where f_0 is the Maxwell distribution function, $|E|$ is the amplitude of the applied monochromatic electric field with the frequency $\omega(k)$, k is the wave vector. The Landau damping is thermodynamically reversible effect, and it is not accompanied with an entropy increase. Thermodynamically reversed to the Landau damping is the plasma echo effect.

9.3 The Fokker-Planck equation

The Fokker-Planck equation (FPE) is a familiar model in various problems of nonequilibrium statistical physics [57, 58]. We consider the FPE of the form

$$\frac{\partial W(\mathbf{x}, t)}{\partial t} = \frac{\partial}{\partial \mathbf{x}} \left\{ D \left[W \frac{\partial}{\partial \mathbf{x}} U + \frac{\partial}{\partial \mathbf{x}} W \right] \right\}. \quad (49)$$

Here $W(\mathbf{x}, t)$ is the probability density over the configuration space x , at the time t , while $U(\mathbf{x})$ and $D(\mathbf{x})$ are the potential and the positively semi-definite ($(\mathbf{y}, D\mathbf{y}) \geq 0$) diffusion matrix.

The FPE (49) is particularly important in studies of polymer solutions [59, 60, 61]. Let us recall the two properties of the FPE (49): (i). Conservation of the total probability: $\int W(\mathbf{x}, t) d\mathbf{x} \equiv 1$. (ii). Dissipation: The equilibrium distribution, $W_{eq} \propto \exp(-U)$, is the unique stationary solution to the FPE (49). The entropy,

$$S[W] = - \int W(\mathbf{x}, t) \ln \left[\frac{W(\mathbf{x}, t)}{W_{eq}(\mathbf{x})} \right] d\mathbf{x}, \quad (50)$$

is a monotonically growing function due to the FPE (49), and it arrives at the global maximum in the equilibrium. These properties become most elicited when the FPE (49) is rewritten as follows:

$$\partial_t W(\mathbf{x}, t) = \hat{M}_W \frac{\delta S[W]}{\delta W(\mathbf{x}, t)}, \quad (51)$$

where

$$\hat{M}_W = - \frac{\partial}{\partial \mathbf{x}} \left[W(\mathbf{x}, t) D(\mathbf{x}) \frac{\partial}{\partial \mathbf{x}} \right]$$

is a positive semi-definite symmetric operator with kernel 1. The form (51) is the dissipative part of a structure termed GENERIC (the dissipative vector field is a metric transform of the entropy gradient) [62, 63].

The entropy does not depend on kinetic constants. It is the same for different details of kinetics, and depends only on the equilibrium data. Let us call this property “*universality*”. It is known that for the Boltzmann equation there exists only one universal

Lyapunov functional. It is the entropy (we do not distinguish functionals which are related to each other by monotonic transformation). But for the FPE there exists a big family of universal Lyapunov functionals. Let $h(a)$ be a convex function of one variable $a \geq 0$, $h''(a) > 0$,

$$S_h[W] = - \int W_{eq}(\mathbf{x}) h \left[\frac{W(\mathbf{x}, t)}{W_{eq}(\mathbf{x})} \right] dx. \quad (52)$$

The density of production of the generalized entropy S_h , σ_h is nonnegative:

$$\sigma_h(\mathbf{x}) = W_{eq}(\mathbf{x}) h'' \left[\frac{W(\mathbf{x}, t)}{W_{eq}(\mathbf{x})} \right] \left(\frac{\partial}{\partial \mathbf{x}} \frac{W(\mathbf{x}, t)}{W_{eq}(\mathbf{x})}, D \frac{\partial}{\partial \mathbf{x}} \frac{W(\mathbf{x}, t)}{W_{eq}(\mathbf{x})} \right) \geq 0. \quad (53)$$

The most important variants for the choice of h :

$h(a) = a \ln a$, S_h is the Boltzmann–Gibbs–Shannon entropy (in the Kullback form [64, 65]),


$h(a) = a \ln a - \epsilon \ln a$, $\epsilon > 0$, S_h^ϵ is the maximal family of *additive* entropies [66, 67, 68] (these entropies are additive for composition of independent subsystems).

$h(a) = \frac{1-a^q}{1-q}$, S_h^q is the family of Tsallis entropies [69, 70]. These entropies are not additive, but become additive after nonlinear monotonous transformation. This property can serve as a definition of the Tsallis entropies in the class of generalized entropies (52) [68].

10 Equations of chemical kinetics and their reduction

10.1 Outline of the dissipative reaction kinetics

We begin with an outline of the reaction kinetics (for details see e. g. the book [71]). Let us consider a closed system with n chemical species A_1, \dots, A_n , participating in a complex reaction. The complex reaction is represented by the following stoichiometric mechanism:



where the index $s = 1, \dots, r$ enumerates the reaction steps, and where integers, α_{si} and β_{si} , are stoichiometric coefficients. For each reaction step s , we introduce n -component vectors $\boldsymbol{\alpha}_s$ and $\boldsymbol{\beta}_s$ with components α_{si} and β_{si} . Notation $\boldsymbol{\gamma}_s$ stands for the vector with integer components $\gamma_{si} = \beta_{si} - \alpha_{si}$ (the stoichiometric vector).

For every A_i an *extensive variable* N_i , “the number of particles of i -th specie”, is introduced. The concentration of A_i is $c_i = N_i/V$, where V is the volume.

Given the stoichiometric mechanism (54), the reaction kinetic equations read:

$$\dot{\mathbf{N}} = V \mathbf{J}(\mathbf{c}), \quad \mathbf{J}(\mathbf{c}) = \sum_{s=1}^r \boldsymbol{\gamma}_s W_s(\mathbf{c}), \quad (55)$$

where dot denotes the time derivative, and W_s is the reaction rate function of the step s . In particular, *the mass action law* suggests the polynomial form of the reaction rates:

$$W_s(\mathbf{c}) = W_s^+(\mathbf{c}) - W_s^-(\mathbf{c}) = k_s^+(T) \prod_{i=1}^n c_i^{\alpha_{si}} - k_s^-(T) \prod_{i=1}^n c_i^{\beta_{si}}, \quad (56)$$

where $k_s^+(T)$ and $k_s^-(T)$ are the constants of the direct and of the inverse reactions rates of the s th reaction step, T is the temperature. The (generalized) Arrhenius equation gives the most popular form of dependence $k_s^+(T)$:

$$k_s^\pm(T) = a_s^\pm T^{b_s^\pm} \exp(S_s^\pm/k_B) \exp(-H_s^\pm/k_B T), \quad (57)$$

where a_s^\pm , b_s^\pm are constants, H_s^\pm are activation enthalpies, S_s^\pm are activation entropies.

The rate constants are not independent. The *principle of detailed balance* gives the following connection between these constants: There exists such a positive vector $\mathbf{c}^{\text{eq}}(T)$ that

$$W_s^+(\mathbf{c}^{\text{eq}}) = W_s^-(\mathbf{c}^{\text{eq}}) \text{ for all } s = 1, \dots, r. \quad (58)$$

The necessary and sufficient conditions for existence of such \mathbf{c}^{eq} can be formulated as the system of polynomial equalities for $\{k_s^\pm\}$, if the stoichiometric vectors $\{\gamma_s\}$ are linearly dependent (see, for example, [71]).

The reaction kinetic equations (55) do not give us a closed system of equations, because dynamics of the volume V is not defined yet. Four classical conditions for closure of this system are well studied: $U, V = \text{const}$ (isolated system, U is the internal energy); $H, P = \text{const}$ (thermal isolated isobaric system, P is the pressure, $H = U + PV$ is the enthalpy), $V, T = \text{const}$ (isochoric isothermal conditions); $P, T = \text{const}$ (isobaric isothermal conditions). For $V, T = \text{const}$ we do not need additional equations and data. It is possible just to divide equation (55) by the constant volume and write

$$\dot{\mathbf{c}} = \sum_{s=1}^r \gamma_s W_s(\mathbf{c}). \quad (59)$$

For non-isothermal and non-isochoric conditions we do need additional formulae to derive T and V . For all the four classical conditions the thermodynamic Lyapunov functions G for kinetic equations are known:

$$\begin{aligned} U, V = \text{const}, & \quad G_{U,V} = -S/k_B; \\ V, T = \text{const}, & \quad G_{V,T} = F/k_B T = U/k_B T - S/k_B; \\ H, P = \text{const}, & \quad G_{H,P} = -S/k_B; \\ P, T = \text{const}, & \quad G_{P,T} = G/k_B T = H/k_B T - S/k_B, \end{aligned} \quad (60)$$

where $F = U - TS$ is the free energy (Helmholtz free energy), $G = H - TS$ is the free enthalpy (Gibbs free energy). All the thermodynamic Lyapunov functions are normalized

to the dimensionless scale (if one measures the number of particles in moles, then it is necessary to change k_B to R). All these functions decrease in time. For classical conditions the corresponding thermodynamic Lyapunov functions can be written in the form: $G_\bullet(\text{const}, \mathbf{N})$. The derivatives $\partial G_\bullet(\text{const}, \mathbf{N})/\partial N_i$ are the same functions of \mathbf{c} and T for all classical conditions:

$$\mu_i(\mathbf{c}, T) = \frac{\partial G_\bullet(\text{const}, \mathbf{N})}{\partial N_i} = \frac{\mu_{\text{chem}i}(\mathbf{c}, T)}{k_B T}, \quad (61)$$

where $\mu_{\text{chem}i}(\mathbf{c}, T)$ is the chemical potential of A_i .

Usual $G_\bullet(\text{const}, \mathbf{N})$ are strictly convex functions of \mathbf{N} , and the matrix $\partial\mu_i/\partial c_j$ is positively definite. The dissipation inequality (62) holds

$$\frac{dG_\bullet}{dt} = V(\boldsymbol{\mu}, \mathbf{J}) \leq 0. \quad (62)$$

This inequality is the restriction on possible kinetic law and on possible values of kinetic constants.

One of the most important generalization of the mass action law (56) is the Marcelin-De Donder kinetic function. This generalization [72, 73] is based on ideas of the thermodynamic theory of affinity [74]. We use the kinetic function suggested in its final form in [73]. Within this approach, the functions W_s are constructed as follows: For a given $\boldsymbol{\mu}(\mathbf{c}, T)$ (61), and for a given stoichiometric mechanism (54), we define the gain (+) and the loss (-) rates of the s th step,

$$W_s^+ = \varphi_s^+ \exp(\boldsymbol{\mu}, \boldsymbol{\alpha}_s), \quad W_s^- = \varphi_s^- \exp(\boldsymbol{\mu}, \boldsymbol{\beta}_s), \quad (63)$$

where $\varphi_s^\pm > 0$ are kinetic factors, $(,)$ is the standard inner product, the sum of coordinates products.

The Marcelin-De Donder kinetic function reads: $W_s = W_s^+ - W_s^-$, and the right hand side of the kinetic equation (55) becomes,

$$\mathbf{J} = \sum_{s=1}^r \gamma_s \{ \varphi_s^+ \exp(\boldsymbol{\mu}, \boldsymbol{\alpha}_s) - \varphi_s^- \exp(\boldsymbol{\mu}, \boldsymbol{\beta}_s) \}. \quad (64)$$

For the Marcelin-De Donder reaction rate (63), the dissipation inequality (62) is particularly elegant:

$$\dot{G} = \sum_{s=1}^r [(\boldsymbol{\mu}, \boldsymbol{\beta}_s) - (\boldsymbol{\mu}, \boldsymbol{\alpha}_s)] \{ \varphi_s^+ e^{(\boldsymbol{\mu}, \boldsymbol{\alpha}_s)} - \varphi_s^- e^{(\boldsymbol{\mu}, \boldsymbol{\beta}_s)} \} \leq 0. \quad (65)$$

The kinetic factors φ_s^\pm should satisfy certain conditions in order to make valid the dissipation inequality (65). A well known sufficient condition is the detailed balance:

$$\varphi_s^+ = \varphi_s^-, \quad (66)$$

other sufficient conditions are discussed in detail elsewhere [14, 71, 75].

For ideal systems, function G_\bullet is constructed from the thermodynamic data of individual species. It is convenient to start from the isochoric isothermal conditions. The Helmholtz free energy for the ideal system is

$$F = k_B T \sum_i N_i [\ln c_i - 1 + \mu_{0i}] + \text{const}_{T,V}, \quad (67)$$

where the internal energy is assumed to be a linear function of N in a given interval of \mathbf{c} , T :

$$U = \sum_i N_i u_i(T) = \sum_i N_i (u_{0i} + C_{Vi} T),$$

where $u_i(T)$ is the internal energy of A_i per particle. It is well known that $S = -(\partial F/\partial T)_{V,N=\text{const}}$, $U = F + TS = F - T(\partial F/\partial T)_{V,N=\text{const}}$, hence, $u_i(T) = -k_B T^2 d\mu_{0i}/dT$ and

$$\mu_{0i} = \delta_i + u_{0i}/k_B T - (C_{Vi}/k_B) \ln T, \quad (68)$$

where $\delta_i = \text{const}$, C_{Vi} is the A_i heat capacity at constant volume (per particle).

In concordance with the form of ideal free energy (67) the expression for $\boldsymbol{\mu}$ is:

$$\mu_i = \ln c_i + \delta_i + u_{0i}/k_B T - (C_{Vi}/k_B) \ln T. \quad (69)$$

For the function $\boldsymbol{\mu}$ of the form (69), the Marcelin-De Donder equation casts into the more familiar mass action law form (56). Taking into account the principle of detailed balance (66) we get the ideal rate functions:

$$\begin{aligned} W_s(\mathbf{c}) &= W_s^+(\mathbf{c}) - W_s^-(\mathbf{c}), \\ W_s^+(\mathbf{c}) &= \varphi_s(\mathbf{c}, T) T^{-\sum_i \alpha_{si} C_{Vi}/k_B} e^{\sum_i \alpha_{si} (\delta_i + u_{0i}/k_B T)} \prod_{i=1}^n c_i^{\alpha_{si}}, \\ W_s^-(\mathbf{c}) &= \varphi_s(\mathbf{c}, T) T^{-\sum_i \beta_{si} C_{Vi}/k_B} e^{\sum_i \beta_{si} (\delta_i + u_{0i}/k_B T)} \prod_{i=1}^n c_i^{\beta_{si}}. \end{aligned} \quad (70)$$

where $\varphi_s(\mathbf{c}, T)$ is an arbitrary positive function (from thermodynamic point of view).

Let us discuss further the vector field $\mathbf{J}(\mathbf{c})$ in the concentration space (59). Conservation laws (balances) impose linear constraints on admissible vectors $d\mathbf{c}/dt$:

$$(\mathbf{b}_i, \mathbf{c}) = B_i = \text{const}, \quad \left(\mathbf{b}_i, \frac{d\mathbf{c}}{dt} \right) = 0, \quad i = 1, \dots, l, \quad (71)$$

where \mathbf{b}_i are fixed and linearly independent vectors. Let us denote as \mathbf{B} the set of vectors which satisfy the conservation laws (71) with given B_i :

$$\mathbf{B} = \{ \mathbf{c} | (\mathbf{b}_1, \mathbf{c}) = B_1, \dots, (\mathbf{b}_l, \mathbf{c}) = B_l \}.$$

The natural phase space \mathbf{X} of the system (59) is the intersection of the cone of n -dimensional vectors with nonnegative components, with the set \mathbf{B} , and $\dim \mathbf{X} = d = n - l$. In the sequel, we term a vector $\mathbf{c} \in \mathbf{X}$ the state of the system. In addition, we assume that each of the conservation laws is supported by each elementary reaction step, that is

$$(\boldsymbol{\gamma}_s, \mathbf{b}_i) = 0, \quad (72)$$

for each pair of vectors $\boldsymbol{\gamma}_s$ and \mathbf{b}_i .

Reaction kinetic equations describe variations of the states in time. The phase space \mathbf{X} is positive-invariant of the system (59): If $\mathbf{c}(0) \in \mathbf{X}$, then $\mathbf{c}(t) \in \mathbf{X}$ for all the times $t > 0$.

In the sequel, we assume that the kinetic equation (59) describes evolution towards the unique equilibrium state, \mathbf{c}^{eq} , in the interior of the phase space \mathbf{X} . Furthermore, we assume that there exists a strictly convex function $G(\mathbf{c})$ which decreases monotonically in time due to (59):

Here ∇G is the vector of partial derivatives $\partial G / \partial c_i$, and the convexity assumes that the $n \times n$ matrices

$$\mathbf{H}_{\mathbf{c}} = \|\partial^2 G(\mathbf{c}) / \partial c_i \partial c_j\|, \quad (73)$$

are positive definite for all $\mathbf{c} \in \mathbf{X}$. In addition, we assume that the matrices (73) are invertible if \mathbf{c} is taken in the interior of the phase space.

The function G is the Lyapunov function of the system (55), and \mathbf{c}^{eq} is the point of global minimum of the function G in the phase space \mathbf{X} . Otherwise stated, the manifold of equilibrium states $\mathbf{c}^{\text{eq}}(B_1, \dots, B_l)$ is the solution to the variational problem,

$$G \rightarrow \min \text{ for } (\mathbf{b}_i, \mathbf{c}) = B_i, \quad i = 1, \dots, l. \quad (74)$$

For each fixed value of the conserved quantities B_i , the solution is unique. In many cases, however, it is convenient to consider the whole equilibrium manifold, keeping the conserved quantities as parameters.

For example, for perfect systems in a constant volume under a constant temperature, the Lyapunov function G reads:

$$G = \sum_{i=1}^n c_i [\ln(c_i / c_i^{\text{eq}}) - 1]. \quad (75)$$

It is important to stress that \mathbf{c}^{eq} in (75) is an *arbitrary* equilibrium of the system, under arbitrary values of the balances. In order to compute $G(\mathbf{c})$, it is unnecessary to calculate the specific equilibrium \mathbf{c}^{eq} which corresponds to the initial state \mathbf{c} . Let us compare the Lyapunov function G (75) with the classical formula for the free energy (67). This comparison gives a possible choice for \mathbf{c}^{eq} :

$$\ln c_i^{\text{eq}} = -\delta_i - u_{0i} / k_B T + (C_{V_i} / k_B) \ln T. \quad (76)$$

10.2 The problem of reduced description in chemical kinetics

What does it mean, “to reduce the description of a chemical system”? This means the following:

1. To shorten the list of species. This, in turn, can be achieved in two ways:
 - (i) To eliminate inessential components from the list;
 - (ii) To lump some of the species into integrated components.
2. To shorten the list of reactions. This also can be done in several ways:
 - (i) To eliminate inessential reactions, those which do not significantly influence the reaction process;
 - (ii) To assume that some of the reactions “have been already completed”, and that the equilibrium has been reached along their paths (this leads to dimensional reduction because the rate constants of the “completed” reactions are not used thereafter, what one needs are equilibrium constants only).
3. To decompose the motions into fast and slow, into independent (almost-independent) and slaved etc. As the result of such a decomposition, the system admits a study “in parts”. After that, results of this study are combined into a joint picture. There are several approaches which fall into this category. The famous method of the *quasi-steady state* (QSS), pioneered by Bodenstein and Semenov, follows the Chapman-Enskog method. The *partial equilibrium approximations* are predecessors of the Grad method and quasiequilibrium approximations in physical kinetics. These two family of methods have different physical backgrounds and mathematical forms.

10.3 Partial equilibrium approximations

Quasiequilibrium with respect to reactions is constructed as follows: From the list of reactions (54), one selects those which are assumed to equilibrate first. Let they be indexed with the numbers s_1, \dots, s_k . The quasiequilibrium manifold is defined by the system of equations,

$$W_{s_i}^+ = W_{s_i}^-, \quad i = 1, \dots, k. \quad (77)$$

This system of equations looks particularly elegant when written in terms of conjugated (dual) variables, $\boldsymbol{\mu} = \nabla G$:

$$(\boldsymbol{\gamma}_{s_i}, \boldsymbol{\mu}) = 0, \quad i = 1, \dots, k. \quad (78)$$

In terms of conjugated variables, the quasiequilibrium manifold forms a linear subspace. This subspace, L^\perp , is the orthogonal complement to the linear envelope of vectors, $L = \text{lin}\{\boldsymbol{\gamma}_{s_1}, \dots, \boldsymbol{\gamma}_{s_k}\}$.

Quasiequilibrium with respect to species is constructed practically in the same way but without selecting the subset of reactions. For a given set of species, A_{i_1}, \dots, A_{i_k} , one assumes that their concentrations evolve fast to the equilibrium, and remain there. Formally, this means that in the k -dimensional subspace of the space of concentrations with the coordinates c_{i_1}, \dots, c_{i_k} , one constructs the subspace L which is defined by the balance equations, $(\mathbf{b}_i, \mathbf{c}) = 0$. In terms of the conjugated variables, the quasiequilibrium manifold, L^\perp , is defined by equations,

$$\boldsymbol{\mu} \in L^\perp, \quad (\boldsymbol{\mu} = (\mu_1, \dots, \mu_n)). \quad (79)$$

The same quasiequilibrium manifold can be also defined with the help of fictitious reactions: Let $\mathbf{g}_1, \dots, \mathbf{g}_q$ be a basis in L . Then (79) may be rewritten as follows:

$$(\mathbf{g}_i, \boldsymbol{\mu}) = 0, \quad i = 1, \dots, q. \quad (80)$$

Illustration: Quasiequilibrium with respect to reactions in hydrogen oxidation: Let us assume equilibrium with respect to dissociation reactions, $\text{H}_2 \rightleftharpoons 2\text{H}$, and, $\text{O}_2 \rightleftharpoons 2\text{O}$, in some subdomain of reaction conditions. This gives:

$$k_1^+ c_{\text{H}_2} = k_1^- c_{\text{H}}^2, \quad k_2^+ c_{\text{O}_2} = k_2^- c_{\text{O}}^2.$$

Quasiequilibrium with respect to species: For the same reaction, let us assume equilibrium over H, O, OH, and H_2O_2 , in a subdomain of reaction conditions. Subspace L is defined by balance constraints:

$$c_{\text{H}} + c_{\text{OH}} + 2c_{\text{H}_2\text{O}_2} = 0, \quad c_{\text{O}} + c_{\text{OH}} + 2c_{\text{H}_2\text{O}_2} = 0.$$

Subspace L is two-dimensional. Its basis, $\{\mathbf{g}_1, \mathbf{g}_2\}$ in the coordinates c_{H} , c_{O} , c_{OH} , and $c_{\text{H}_2\text{O}_2}$ reads:

$$\mathbf{g}_1 = (1, 1, -1, 0), \quad \mathbf{g}_2 = (2, 2, 0, -1).$$

Corresponding (80) is:

$$\mu_{\text{H}} + \mu_{\text{O}} = \mu_{\text{OH}}, \quad 2\mu_{\text{H}} + 2\mu_{\text{O}} = \mu_{\text{H}_2\text{O}_2}.$$

General construction of the quasiequilibrium manifold: In the space of concentration, one defines a subspace L which satisfies the balance constraints:

$$(\mathbf{b}_i, L) \equiv 0.$$

The orthogonal complement of L in the space with coordinates $\boldsymbol{\mu} = \nabla G$ defines then the quasiequilibrium manifold Ω_L . For the actual computations, one requires the inversion from $\boldsymbol{\mu}$ to \mathbf{c} . Duality structure $\boldsymbol{\mu} \leftrightarrow \mathbf{c}$ is well studied by many authors [76, 75].

Quasiequilibrium projector. It is not sufficient to just derive the manifold, it is also required to define a *projector* which would transform the vector field defined on the space

of concentrations into a vector field on the manifold. Quasiequilibrium manifold consists of points which minimize G on the affine spaces of the form $\mathbf{c} + L$. These affine planes are hypothetical planes of fast motions (G is decreasing in the course of the fast motions). Therefore, the quasiequilibrium projector maps the whole space of concentrations on Ω_L parallel to L . The vector field is also projected onto the tangent space of Ω_L parallel to L .

Thus, the quasiequilibrium approximation assumes the decomposition of motions into the fast - parallel to L , and the slow - along the quasiequilibrium manifold. In order to construct the quasiequilibrium approximation, knowledge of reaction rate constants of “fast” reactions is not required (stoichiometric vectors of all these fast reaction are in L , $\gamma_{\text{fast}} \in L$, thus, the knowledge of L suffices), one only needs some confidence in that they all are sufficiently fast [77]. The quasiequilibrium manifold itself is constructed based on the knowledge of L and of G . Dynamics on the quasiequilibrium manifold is defined as the quasiequilibrium projection of the “slow component” of kinetic equations (55).

10.4 Model equations

The assumption behind the quasiequilibrium is the hypothesis of the decomposition of motions into fast and slow. The quasiequilibrium approximation itself describes slow motions. However, sometimes it becomes necessary to restore to the whole system, and to take into account the fast motions as well. With this, it is desirable to keep intact one of the important advantages of the quasiequilibrium approximation - its independence of the rate constants of fast reactions. For this purpose, the detailed fast kinetics is replaced by a model equation (*single relaxation time approximation*).

Quasiequilibrium models (QEM) are constructed as follows: For each concentration vector \mathbf{c} , consider the affine manifold, $\mathbf{c} + L$. Its intersection with the quasiequilibrium manifold Ω_L consists of one point. This point delivers the minimum to G on $\mathbf{c} + L$. Let us denote this point as $\mathbf{c}_L^*(\mathbf{c})$. The equation of the quasiequilibrium model reads:

$$\dot{\mathbf{c}} = -\frac{1}{\tau}[\mathbf{c} - \mathbf{c}_L^*(\mathbf{c})] + \sum_{\text{slow}} \gamma_s W_s(\mathbf{c}_L^*(\mathbf{c})), \quad (81)$$

where $\tau > 0$ is the relaxation time of the fast subsystem. Rates of slow reactions are computed at the points $\mathbf{c}_L^*(\mathbf{c})$ (the second term in the right hand side of (81), whereas the rapid motion is taken into account by a simple relaxational term (the first term in the right hand side of (81)). The most famous model kinetic equation is the BGK equation in the theory of the Boltzmann equation [18]. The general theory of the quasiequilibrium models, including proofs of their thermodynamic consistency, was constructed in the paper [19].

Single relaxation time gradient models (SRTGM) were introduced in the context of the lattice Boltzmann method for hydrodynamics [46, 48]. These models are aimed at

improving the obvious drawback of quasiequilibrium models (81): In order to construct the QEM, one needs to compute the function,

$$\mathbf{c}_L^*(\mathbf{c}) = \arg \min_{\mathbf{x} \in \mathbf{c} + L, \mathbf{x} > 0} G(\mathbf{x}). \quad (82)$$

This is a convex programming problem. It does not always have a closed-form solution.

Let $\mathbf{g}_1, \dots, \mathbf{g}_k$ is some orthonormal basis of L . We denote as $\mathbf{D}(\mathbf{c})$ the $k \times k$ matrix with the elements $(\mathbf{g}_i, \mathbf{H}_\mathbf{c} \mathbf{g}_j)$, where $\mathbf{H}_\mathbf{c}$ is the matrix of second derivatives of G (73). Let $\mathbf{C}(\mathbf{c})$ be the inverse of $\mathbf{D}(\mathbf{c})$. The single relaxation time gradient model has the form:

$$\dot{\mathbf{c}} = -\frac{1}{\tau} \sum_{i,j=1}^k \mathbf{g}_i \mathbf{C}(\mathbf{c})_{ij} (\mathbf{g}_j, \nabla G) + \sum_{\text{slow}} \gamma_s W_s(\mathbf{c}). \quad (83)$$

The first term drives the system to the minimum of G on $\mathbf{c} + L$, it does not require solving the problem (82), and its spectrum in the quasiequilibrium is the same as in the quasiequilibrium model (81). Note that the slow component is evaluated in the “current” state \mathbf{c} .

The first term of equation (83) has a simple form

$$\dot{\mathbf{c}} = -\frac{1}{\tau} \text{grad}G + \sum_{\text{slow}} \gamma_s W_s(\mathbf{c}), \quad (84)$$

if one calculates the gradient $\text{grad}G \in L$ on the plane of fast motions $\mathbf{c} + L$ with the entropic scalar product ² $\langle \mathbf{x}, \mathbf{y} \rangle = (\mathbf{x}, \mathbf{H}_\mathbf{c} \mathbf{y})$.

The models (81) and (83) lift the quasiequilibrium approximation to a kinetic equation by approximating the fast dynamics with a single “reaction rate constant” - relaxation time τ .

10.5 Quasi-steady state approximation

The quasi-steady state approximation (QSS) is a tool used in a major number of works. Let us split the list of species in two groups: The basic and the intermediate (radicals etc). Concentration vectors are denoted accordingly, \mathbf{c}^s (slow, basic species), and \mathbf{c}^f (fast, intermediate species). The concentration vector \mathbf{c} is the direct sum, $\mathbf{c} = \mathbf{c}^s \oplus \mathbf{c}^f$. The fast subsystem is (55) for the component \mathbf{c}^f at fixed values of \mathbf{c}^s . If it happens that in this way defined fast subsystem relaxes to a stationary state, $\mathbf{c}^f \rightarrow \mathbf{c}_{\text{qss}}^f(\mathbf{c}^s)$, then the assumption that $\mathbf{c}^f = \mathbf{c}_{\text{qss}}^f(\mathbf{c})$ is precisely the QSS assumption. The slow subsystem is the part of

²Let us remind that $\text{grad}G$ is the Riesz representation of the differential of G in the phase space \mathbf{X} : $G(\mathbf{c} + \Delta\mathbf{c}) = G(\mathbf{c}) + \langle \text{grad}G(\mathbf{c}), \Delta\mathbf{c} \rangle + o(\Delta\mathbf{c})$. It belongs to the tangent space of \mathbf{X} and depends on the scalar product. From thermodynamic point of view there is only one distinguished scalar product in concentration space, the entropic scalar product. Usual definition of $\text{grad}G$ as the vector of partial derivatives corresponds to the standard scalar product (\bullet, \bullet) and to the choice: \mathbf{X} is the whole concentration space. In equation (84) $\mathbf{X} = \mathbf{c} + L$ and we use the entropic scalar product.

the system (55) for \mathbf{c}^s , in the right hand side of which the component \mathbf{c}^f is replaced with $\mathbf{c}_{\text{qss}}^f(\mathbf{c})$. Thus, $\mathbf{J} = \mathbf{J}_s \oplus \mathbf{J}_f$, where

$$\dot{\mathbf{c}}^f = \mathbf{J}_f(\mathbf{c}^s \oplus \mathbf{c}^f), \quad \mathbf{c}^s = \text{const}; \quad \mathbf{c}^f \rightarrow \mathbf{c}_{\text{qss}}^f(\mathbf{c}^s); \quad (85)$$

$$\dot{\mathbf{c}}^s = \mathbf{J}_s(\mathbf{c}^s \oplus \mathbf{c}_{\text{qss}}^f(\mathbf{c}^s)). \quad (86)$$

Bifurcations in the system (85) under variation of \mathbf{c}^s as a parameter are confronted to kinetic critical phenomena. Studies of more complicated dynamic phenomena in the fast subsystem (85) require various techniques of averaging, stability analysis of the averaged quantities etc.

Various versions of the QSS method are well possible, and are actually used widely, for example, the hierarchical QSS method. There, one defines not a single fast subsystem but a hierarchy of them, $\mathbf{c}^{f_1}, \dots, \mathbf{c}^{f_k}$. Each subsystem \mathbf{c}^{f_i} is regarded as a slow system for all the foregoing subsystems, and it is regarded as a fast subsystem for the following members of the hierarchy. Instead of one system of equations (85), a hierarchy of systems of lower-dimensional equations is considered, each of these subsystem is easier to study analytically.

Theory of singularly perturbed systems of ordinary differential equations is used to provide a mathematical background and refinements of the QSS approximation. In spite of a broad literature on this subject, it remains, in general, unclear, what is the smallness parameter that separates the intermediate (fast) species from the basic (slow). Reaction rate constants cannot be such a parameter (unlike in the case of the quasiequilibrium). Indeed, intermediate species participate in the *same* reactions, as the basic species (for example, $\text{H}_2 \rightleftharpoons 2\text{H}$, $\text{H} + \text{O}_2 \rightleftharpoons \text{OH} + \text{O}$). It is therefore incorrect to state that \mathbf{c}^f evolve faster than \mathbf{c}^s . In the sense of reaction rate constants, \mathbf{c}^f is not faster.

For catalytic reactions, it is not difficult to figure out what is the smallness parameter that separates the intermediate species from the basic, and which allows to upgrade the QSS assumption to a singular perturbation theory rigorously [71]. This smallness parameter is the ratio of balances: Intermediate species include a catalyst, and their total amount is simply significantly smaller than the amount of all the \mathbf{c}_i 's. After renormalizing to the variables of one order of magnitude, the small parameter appears explicitly. The simplest example provides the catalytic reaction $A + Z \rightleftharpoons AZ \rightleftharpoons P + Z$ (here Z is a catalyst, A and P are an initial substrate and a product). The kinetic equations are (in obvious notations):

$$\begin{aligned} \dot{c}_A &= -k_1^+ c_A c_Z + k_1^- c_{AZ}, \\ \dot{c}_Z &= -k_1^+ c_A c_Z + k_1^- c_{AZ} + k_2^+ c_{AZ} - k_2^- c_Z c_P, \\ \dot{c}_{AZ} &= k_1^+ c_A c_Z - k_1^- c_{AZ} - k_2^+ c_{AZ} + k_2^- c_Z c_P, \\ \dot{c}_P &= k_2^+ c_{AZ} - k_2^- c_Z c_P. \end{aligned} \quad (87)$$

The constants and the reactions rates are the same for concentrations c_A, c_P , and for c_Z, c_{AZ} , and they cannot be a reason for the relative slowness of c_A, c_P in comparison with

c_Z, c_{AZ} . However, there may be another source of slowness. There are two balances for this kinetics: $c_A + c_P + c_{AZ} = B_A$, $c_Z + c_{AZ} = B_Z$. Let us switch to the dimensionless variables:

$$\varsigma_A = c_A/B_A, \varsigma_P = c_P/B_A, \varsigma_Z = c_Z/B_Z, \varsigma_{AZ} = c_{AZ}/B_Z.$$

The kinetic system (87) is then rewritten as

$$\begin{aligned} \dot{\varsigma}_A &= B_Z \left[-k_1^+ \varsigma_A \varsigma_Z + \frac{k_1^-}{B_A} \varsigma_{AZ} \right], \\ \dot{\varsigma}_Z &= B_A \left[-k_1^+ \varsigma_A \varsigma_Z + \frac{k_1^-}{B_A} \varsigma_{AZ} + \frac{k_2^+}{B_A} \varsigma_{AZ} - k_2^- \varsigma_Z \varsigma_P \right], \\ \varsigma_A + \varsigma_P + \frac{B_Z}{B_A} \varsigma_{AZ} &= 1, \varsigma_Z + \varsigma_{AZ} = 1; \varsigma_\bullet \geq 0. \end{aligned} \quad (88)$$

For $B_Z \ll B_A$ (the total amount of the catalyst is much smaller than the total amount of the substrate) the slowness of ς_A, ς_P is evident from these equations (88).

For usual radicals, the origin of the smallness parameter is quite similar. There are much less radicals than the basic species (otherwise, the QSS assumption is inapplicable). In the case of radicals, however, the smallness parameter cannot be extracted directly from balances B_i (71). Instead, one can come up with a thermodynamic estimate: Function G decreases in the course of reactions, whereupon we obtain the limiting estimate of concentrations of any specie:

$$c_i \leq \max_{G(\mathbf{c}) \leq G(\mathbf{c}(0))} c_i, \quad (89)$$

where $\mathbf{c}(0)$ is the initial composition. If the concentration c_R of the radical R is small both initially and in the equilibrium, then it should remain small also along the path to the equilibrium. For example, in the case of ideal G (75) under relevant conditions, for any $t > 0$, the following inequality is valid:

$$c_R [\ln(c_R(t)/c_R^{\text{eq}}) - 1] \leq G(\mathbf{c}(0)). \quad (90)$$

Inequality (90) provides the simplest (but rather crude) thermodynamic estimate of $c_R(t)$ in terms of $G(\mathbf{c}(0))$ and c_R^{eq} *uniformly for* $t > 0$. Complete theory of thermodynamic estimates of dynamics has been developed in the book [14].

One can also do computations without a priori estimations, if one accepts the QSS assumption until the values \mathbf{c}^f stay sufficiently small. It is the simplest way to operate with QSS: Just use it *until* \mathbf{c}^f are small!

Let us assume that an a priori estimate has been found, $c_i(t) \leq c_{i \text{ max}}$, for each c_i . These estimate may depend on the initial conditions, thermodynamic data etc. With these estimates, we are able to renormalize the variables in the kinetic equations (55) in such a way that the renormalized variables take their values from the unit segment $[0, 1]$: $\tilde{c}_i = c_i/c_{i \text{ max}}$. Then the system (55) can be written as follows:

$$\frac{d\tilde{c}_i}{dt} = \frac{1}{c_{i \text{ max}}} J_i(\mathbf{c}). \quad (91)$$

The system of dimensionless parameters, $\epsilon_i = c_{i \max} / \max_i c_{i \max}$ defines a hierarchy of relaxation times, and with its help one can establish various realizations of the QSS approximation. The simplest version is the standard QSS assumption: Parameters ϵ_i are separated in two groups, the smaller ones, and of the order 1. Accordingly, the concentration vector is split into $\mathbf{c}^s \oplus \mathbf{c}^f$. Various hierarchical QSS are possible, with this, the problem becomes more tractable analytically.

There exists a variety of ways to introduce the smallness parameter into kinetic equations, and one can find applications to each of the realizations. However, the two particular realizations remain basic for chemical kinetics: (i) Fast reactions (under a given thermodynamic data); (ii) Small concentrations. In the first case, one is led to the quasiequilibrium approximation, in the second case - to the classical QSS assumption. Both of these approximations allow for hierarchical realizations, those which include not just two but many relaxation time scales. Such a *multi-scale approach* essentially simplifies analytical studies of the problem.

10.6 Thermodynamic criteria for selection of important reactions

One of the problems addressed by the sensitivity analysis is the selection of the important and discarding the unimportant reactions. In the paper [78] a simple principle was suggested to compare importance of different reactions according to their contribution to the entropy production (or, which is the same, according to their contribution to \dot{G}). Based on this principle, Dimitrov [79] described domains of parameters in which the reaction of hydrogen oxidation, $\text{H}_2 + \text{O}_2 + \text{M}$, proceeds due to different mechanisms. For each elementary reaction, he has derived the domain inside which the contribution of this reaction is essential (nonnegligible). Due to its simplicity, this entropy production principle is especially well suited for analysis of complex problems. In particular, recently, a version of the entropy production principle was used in the problem of selection of boundary conditions for Grad's moment equations [80, 81]. For ideal systems (75), as well, as for the Marcelin-De Donder kinetics (65) the contribution of the s th reaction to \dot{G} has a particularly simple form:

$$\dot{G}_s = -W_s \ln \left(\frac{W_s^+}{W_s^-} \right), \quad \dot{G} = \sum_{s=1}^r \dot{G}_s. \quad (92)$$

10.7 Opening

One of the problems to be focused on when studying closed systems is to prepare extensions of the result for open or driven by flows systems. External flows are usually taken into account by additional terms in the kinetic equations (55):

$$\dot{\mathbf{N}} = V \mathbf{J}(\mathbf{c}) + \mathbf{\Pi}(\mathbf{c}, t). \quad (93)$$

It is important to stress here that the vector field $\mathbf{J}(\mathbf{c})$ in equations (93) is the same, as for the closed system, with thermodynamic restrictions, Lyapunov functions, etc. The thermodynamic structures are important for analysis of open systems (93), if the external flow $\mathbf{\Pi}$ is small in some sense, for example, it is a linear function of \mathbf{c} , has small time derivatives, etc. There are some general results for such “weakly open” systems, for example, the Prigogine minimum entropy production theorem [82] and the estimations of possible of steady states and limit sets for open systems, based on thermodynamic functions and stoichiometric equations [14].

There are general results for another limit case: for very intensive flow the dynamics becomes very simple again [71]. Let the flow has a natural structure: $\mathbf{\Pi}(\mathbf{c}, t) = v_{in}(t)\mathbf{c}_{in}(t) - v_{out}(t)\mathbf{c}(t)$, where v_{in} and v_{out} are the rates of inflow and outflow, $\mathbf{c}_{in}(t)$ is the concentration vector for inflow. If v_{out} is sufficiently big, $v_{out}(t) > v_0$ for some critical value v_0 and all $t > 0$, then for the open system (93) the Lyapunov norm exists: for any two solutions $\mathbf{c}^1(t)$ and $\mathbf{c}^2(t)$ the function $\|\mathbf{c}^1(t) - \mathbf{c}^2(t)\|$ monotonically decreases in time. Such a critical value v_0 exists for any norm, for example, for usual Euclidian norm $\|\bullet\|^2 = (\bullet, \bullet)$.

For arbitrary form of $\mathbf{\Pi}$ the system (93) can loose all signs of being a thermodynamic one. Nevertheless, thermodynamic structures often can help in the study of open systems.

The crucial questions are: What happens with slow/fast motion separation after opening? Which slow invariant manifolds for the closed system can be deformed to the slow invariant manifolds of the open system? Which slow invariant manifold for the closed system can be used as approximate slow invariant manifold for the open system? There exists more or less useful technique to seek the answers for specific systems under consideration [27, 83].

The way to study an open system as the result of opening a closed system may be fruitful. In any case, out of this way we have just a general dynamical system (93) and no hints what to do with it.

Basic introductory textbook on physical kinetics of the Landau and Lifshitz Course of Theoretical Physics [54] contains many further examples and their applications.

Modern development of kinetics follows the route of specific numerical methods, such as direct simulations. An opposite tendency is also clearly observed, and the kinetic theory based schemes are increasingly often used for the development of numerical methods and models in mechanics of continuous media.

References

- [1] Boltzmann, L., Lectures on gas theory, University of California Press, 1964.

- [2] Grad, H. Principles of the kinetic theory of gases, in: S. Flügge, ed., Handbuch der Physics, Band 12, Springer, Berlin, 205–294.
- [3] Truesdell, C., Muncaster, R., Fundamentals of Maxwell’s Kinetic Theory of a Simple Monatomic Gas, Academic Press, NY, 1980.
- [4] Galkin V. S., Kogan M. N., Makashev N. K., Chapman-Enskog generalized method, Dokl. ANauk SSSR, **220** (1975), 304–307.
- [5] Bobylev, A. V., Exact solutions to Boltzmann equations, Dokl. Akad. Nauk SSSR **225** (1975), 1296–1299; One class of invariant solutions to Boltzmann-equation, ibid. **231** (1976), 571–574.
- [6] Krook, M, Wu, T. T., Formation of Maxwellian tails, Phys Rev Lett, **36** (1976), 1107–1109.
- [7] Krook, M, Wu, T. T., Exact solutions of Boltzmann-equation, Phys Fluids, **20** (1977), 1589–1595.
- [8] Bobylev, A. V., Exact-solutions of the nonlinear Boltzmann-equation and the theory of relaxation of a Maxwellian gas, Theor. Math. Phys., **60** (1984), 820–841.
- [9] Ernst, M. H., Nonlinear Model-Boltzmann equations and exact solutions, Physics Reports, **78** (1981), 1–171.
- [10] Cercignani, C., The Boltzmann equation and its applications, Springer, New York, 1988.
- [11] Cercignani, C., Illner, R., Pulvirent, M., The mathematical theory of dilute gases, Springer, New York, 1994.
- [12] DiPerna, R.J., Lions, P.L. On the Cauchy problem for Boltzmann equation: Global existence and weak stability, Ann. Math, **130** (1989), 321–366.
- [13] Stueckelberg E.C.G., Theoreme *H* et unitarite de *S*, Helv. Phys. Acta **25**, 5 (1952), 577–580.
- [14] Gorban, A. N., Equilibrium encircling. Equations of chemical kinetics and their thermodynamic analysis, Nauka, Novosibirsk, 1984.
- [15] Bogolyubov, N. N., Dynamic theory problems in statistical physics, Gostekhizdat, Moscow, Leningrad, 1946.
- [16] Zubarev, D., Morozov, V., Röpke, G. Statistical mechanics of nonequilibrium processes, V. 1, Basic concepts, kinetic theory, Akademie Verlag, Berlin, 1996, V. 2, Relaxation and hydrodynamic processes, Akademie Verlag, Berlin, 1997.

- [17] Lewis, R. M., A unifying principle in statistical mechanics, *J. Math. Phys.*, **8** (1967), 1448–1460.
- [18] Bhatnagar, P. L., Gross, E. P., Krook, M., A model for collision processes in gases. I. Small amplitude processes in charged and neutral one–component systems, *Phys. Rev.*, **94**, 3 (1954), 511–525.
- [19] Gorban, A. N., Karlin, I. V., General approach to constructing models of the Boltzmann equation, *Physica A*, **206** (1994), 401–420.
- [20] Lebowitz, J., Frisch, H., Helfand, E., Non–equilibrium distribution functions in a fluid, *Physics of Fluids*, **3** (1960), 325.
- [21] Hilbert, D. Begründung der kinetischen Gastheorie, *Mathematische Annalen*, **72** (1912), 562–577.
- [22] Enskog, D., *Kinetische theorie der Vorange in massig verdunnten Gasen. I Allgemeiner Teil*, Almqvist and Wiksell, Uppsala, 1917.
- [23] Chapman, S., Cowling, T., *Mathematical theory of non-uniform gases*, Third edition, Cambridge University Press, Cambridge, 1970.
- [24] Grad, H. On the kinetic theory of rarefied gases, *Comm. Pure and Appl. Math.* **2** 4, (1949), 331–407.
- [25] Jou, D., Casas-Vázquez, J., Lebon, G., *Extended irreversible thermodynamics*, Springer, Berlin, 1993.
- [26] Müller, I., Ruggeri, T., *Extended Thermodynamics*, Springer, NY, 1993.
- [27] Gorban, A. N., Karlin, I. V., Zinovyev, A. Yu., Constructive methods of invariant manifolds for kinetic problems, *Phys. Reports*, **396**, 4-6 (2004), 197–403. Preprint online: <http://arxiv.org/abs/cond-mat/0311017>.
- [28] Gorban, A. N., Karlin, I. V., The constructing of invariant manifolds for the Boltzmann equation, *Adv. Model. and Analysis C*, **33(3)** (1992), 39–54.
- [29] Gorban, A. N., Karlin, I. V., Thermodynamic parameterization, *Physica A*, **190** (1992), 393–404.
- [30] Gorban, A. N., Karlin, I. V., Method of invariant manifolds and regularization of acoustic spectra, *Transport Theory and Stat. Phys.*, **23** (1994), 559–632.
- [31] Robertson, B., Equations of motion in nonequilibrium statistical mechanics, *Phys. Rev.*, **144** (1966), 151–161.

- [32] Broadwell, J. E., Study of shear flow by the discrete velocity method, *J. Fluid Mech.* **19** (1964), 401–414.
- [33] Gatignol, R. *Theorie cinetique des gaz a repartition discrete de vitesses*. Lecture notes in physics, V.36, Springer, Berlin, etc, 1975.
- [34] Palczewski, A., Schneider, J., Bobylev, A.V., A consistency result for a discrete-velocity model of the Boltzmann equation, *SIAM Journal on Numerical Analysis*, **34**, 5 (1997), 1865–1883.
- [35] Bird G.A. *Molecular gas dynamics and the direct simulation of gas flows*, Clarendon Press, Oxford, 1994.
- [36] Oran, E. S. and Oh, C. K. and Cybyk, B. Z., Direct simulation Monte Carlo: recent advances and applications, *Annu Rev. Fluid Mech.*, **30** (1998), 403–441.
- [37] Frisch, U., Hasslacher, B. and Pomeau, Y., Lattice-gas automata for the Navier-Stokes equation, *Phys. Rev. Lett.*, **56** (1986), 1505–1509.
- [38] Mcnamara, Gr., Zanetti, G., Use of the Boltzmann-equation to simulate lattice-gas automata, *Phys. Rev. Lett.*, **61** (1988), 2332–2335.
- [39] Chen S. and Doolen G.D. Lattice Boltzmann method for fluid flows, *Annu. Rev. Fluid. Mech.* **30** (1998), 329–364.
- [40] Succi S., *The lattice Boltzmann equation for fluid dynamics and beyond*, Clarendon Press, Oxford, 2001.
- [41] Higuera, F., Succi, S., Benzi, R., Lattice gas – dynamics with enhanced collisions, *Europhys. Lett.*, **9** (1989), 345–349.
- [42] Benzi, R., Succi, S., Vergassola, M., The lattice Boltzmann-equation - theory and applications *Physics Reports*, **222**, 3 (1992), 145–197.
- [43] Succi S., Karlin I. V., Chen H., Role of the H theorem in lattice Boltzmann hydrodynamic simulations, *Rev. Mod. Phys.*, **74** (2002), 1203–1220.
- [44] Karlin, I. V., Gorban, A. N., Succi, S., Boffi, V., Maximum entropy principle for lattice kinetic equations, *Phys. Rev. Lett.*, **81** (1998), 6–9.
- [45] Ansumali, S., Karlin, I. V., Stabilization of the Lattice Boltzmann method by the H theorem: A numerical test, *Phys. Rev. E*, **62** (6), (2000), 7999–8003.
- [46] Ansumali, S., Karlin, I. V., Entropy function approach to the lattice Boltzmann method, *J. Stat. Phys.*, **107** (1/2) (2002), 291–308.

- [47] Ansumali, S., Karlin, I. V., Öttinger, H. C., Minimal entropic kinetic models for hydrodynamics, *Europhys. Lett.*, **63** (2003), 798–804.
- [48] Ansumali S., Karlin, I. V. Single relaxation time model for entropic Lattice Boltzmann methods, *Phys. Rev. E*, **65** (2002), 056312.
- [49] Shan, X., He, X., Discretization of the velocity space in the solution of the Boltzmann equation, *Phys. Rev. Lett.*, **80** (1998), 65–67.
- [50] Broadwell, J. E., Shock structure in a simple discrete velocity gas, *Phys. Fluids*, **7** (1964), 1243–1247.
- [51] Karlin, I. V., Ferrante, A., Öttinger, H. C. Perfect entropy functions of the Lattice Boltzmann method, *Europhys. Lett.*, **47** (1999), 182–188.
- [52] Ansumali, S., Karlin, I. V., Kinetic Boundary condition for the lattice Boltzmann method, *Phys. Rev. E*, **66** (2002), 026311.
- [53] Van Beijeren, H, Ernst, M.H., Modified Enskog equation, *Physica A*, **68**, 3 (1973), 437-456.
- [54] Lifshitz E.M. and Pitaevskii L.P., *Physical kinetics* (Landau L.D. and Lifshitz E.M. *Course of Theoretical Physics*, V.10), Pergamon Press, Oxford, 1968.
- [55] Marsden, J.E., Weinstein, A., The Hamiltonian structure of the Maxwell-Vlasov equations, *Physica D*, **4** (1982), 394–406.
- [56] Braun W, Hepp K, Vlasov dynamics and its fluctuations in 1-N limit of interacting classical particles, *Comm. Math. Phys.*, **56**, 2 (1977), 101–113.
- [57] Van Kampen, N. G., *Stochastic processes in physics and chemistry*, North–Holland, Amsterdam 1981.
- [58] Risken, H., *The Fokker–Planck equation*, Springer, Berlin, 1984.
- [59] Bird, R. B., Curtiss, C. F., Armstrong, R. C., Hassager, O., *Dynamics of Polymer Liquids*, 2nd edn., Wiley, New York, 1987.
- [60] Doi, M., Edwards, S. F., *The theory of polymer dynamics*, Clarendon Press, Oxford, 1986.
- [61] Öttinger, H. C., *Stochastic processes in polymeric fluids*, Springer, Berlin, 1996.
- [62] Grmela, M., Öttinger, H. C., Dynamics and thermodynamics of complex fluids. I. Development of a general formalism, *Phys. Rev. E* **56** (1997), 6620–6632.

- [63] Öttinger, H. C., Grmela, M., Dynamics and thermodynamics of complex fluids. II. Illustrations of a general formalism, *Phys. Rev. E*, **56** (1997), 6633–6655.
- [64] Kullback, S., *Information theory and statistics*, Wiley, New York, 1959.
- [65] Plastino, A.R., Miller, H.G., Plastino, A., Minimum Kullback entropy approach to the Fokker-Planck equation, *Physical Review E* **56** (1997). 3927-3934.
- [66] Gorban, A. N., Karlin, I. V., Family of additive entropy functions out of thermodynamic limit, *Phys. Rev. E*, **67** (2003), 016104. Preprint online: <http://arxiv.org/abs/cond-mat/0205511>.
- [67] Gorban, A. N., Karlin, I. V., Öttinger H. C., The additive generalization of the Boltzmann entropy, *Phys. Rev. E*, **67**, 067104 (2003). Preprint online: <http://arxiv.org/abs/cond-mat/0209319>.
- [68] Gorban, P., Monotonically equivalent entropies and solution of additivity equation, *Physica A*, **328** (2003), 380-390. Preprint online: <http://arxiv.org/pdf/cond-mat/0304131>.
- [69] Tsallis, C., Possible generalization of Boltzmann-Gibbs statistics. *J. Stat. Phys.*, **52** (1988), 479-487.
- [70] Abe, S., Okamoto, Y. (Eds.), *Nonextensive statistical mechanics and its applications*, Springer, Heidelberg, 2001.
- [71] Yablonskii, G. S., Bykov, V. I., Gorban, A. N., Elokhin, V. I., Kinetic models of catalytic reactions. *Comprehensive Chemical Kinetics*, Vol. 32, Compton R. G. ed., Elsevier, Amsterdam (1991).
- [72] Feinberg, M., Chemical kinetics of a certain class, *Arch. Rat. Mech. Anal.*, **46**, 1 (1972), 1–41.
- [73] Bykov, V. I., Gorban, A. N., Yablonskii, G. S., Description of nonisothermal reactions in terms of Marcelin – de Donder kinetics and its generalizations, *React. Kinet. Catal. Lett.*, **20**, 3–4 (1982), 261–265.
- [74] De Donder, T., Van Rysselberghe, P., *Thermodynamic theory of affinity. A book of principles*. Stanford: University Press, 1936.
- [75] Dukek, G., Karlin, I. V., Nonnenmacher, T. F., Dissipative brackets as a tool for kinetic modeling, *Physica A*, **239(4)** (1997), 493–508.
- [76] Orlov, N. N., Rozonoer, L. I., The macrodynamics of open systems and the variational principle of the local potential, *J. Franklin Inst.*, **318** (1984), 283–314 and 315–347.

- [77] Volpert, A. I., Hudjaev, S. I. Analysis in classes of discontinuous functions and the equations of mathematical physics. Dordrecht: Nijhoff, 1985.
- [78] Bykov, V. I., Yablonskii, G. S., Akramov, T. A., The rate of the free energy decrease in the course of the complex chemical reaction. Dokl. Akad. Nauk USSR, **234**, 3 (1977) 621-634.
- [79] Dimitrov, V.I., Simple kinetics, Nauka, Novosibirsk, 1982.
- [80] Struchtrup, H., Weiss, W. Maximum of the local entropy production becomes minimal in stationary processes, Phys. Rev. Lett., **80** (1998), 5048-5051.
- [81] Grmela, M., Karlin, I. V., Zmievski, V. B., Boundary layer minimum entropy principles: A case study, Phys. Rev. E, **66** (2002), 011201.
- [82] Prigogine, I., Thermodynamics of irreversible processes, Interscience, New York, 1961.
- [83] Zmievskii, V. B., Karlin, I. V., Deville, M., The universal limit in dynamics of dilute polymeric solutions, Physica A, **275(1–2)** (2000), 152–177.