

# Effective Critical Exponents of Ising Strips $D \times L$ with ( $D \ll L$ )

M<sup>a</sup> Felisa Martínez, Carlos García, and Julio A. Gonzalo\*

*Departamento de Física de Materiales,  
Universidad Autónoma de Madrid  
Cantoblanco, 28049 Madrid, Spain.*

(Dated: November 11, 2018)

Monte Carlo data simulating phase transitions in Ising strips  $D \times L$ , ( $D \ll L$ ) with periodic boundary conditions show that  $T_c(D) = 0$  for  $D \leq D^* \simeq 6$  and  $0 < T_c(D) < T_c(d=2)$  for  $D > D^*$ . Regular scaling of  $ML^{\beta/\nu}$  vs  $|T - T_c|L^{1/\nu}$  is obtained only for  $D > D^*$  and the Monte Carlo effective susceptibility critical exponent  $\gamma_{eff}(D)$  is shown to be well described by  $\gamma(d) = \beta(d)[\delta(d) - 1]$  with  $d_{eff}(D)$  given by  $d_{eff}(D) \simeq 1.5 + (\frac{1}{200})(D - 6)$  and  $\beta(d) = (\frac{3d}{16} - \frac{1}{4})$ ,  $\delta^{-1}(d) = (\frac{2d}{15} - \frac{1}{5})$ , which can be understood as valid with  $d_{eff}(D)$ .

PACS numbers: 64.60.-i, 68.18.Jk, 64.60.Cn.

## I. INTRODUCTION

It is well known [1] that systems at criticality, for instance Ising magnets at ( $T \rightarrow T_c$ ,  $H \rightarrow 0$ ), are usually not only scale invariant but also conformally invariant, i.e. the pertinent local transformations look like combinations of dilations, rotations and traslations, but shear distortions are not allowed. This fact has been used to prove that in two dimensions, the Ising critical exponents must be fractional.

Monte Carlo methods [2] have been extensively used to characterize phase transitions in Ising systems and are used in this work to stidy  $D \times L$  strips.

Recent Monte Carlo [3] data on large three dimensional Ising lattices ( $L^3 \simeq 1.5 \times 10^6$  spins) appear to indicate that for  $2 \leq d \leq 4$  (including  $d = 3$ ) the critical exponents are either well defined fractional [4] or indistinguishable from fractional, and that they are determined by compact expressions for  $\beta(d)$  and  $\delta^{-1}(d)$ . (See Figure1)

In the present work we carry out an empirical investigation of the critical behaviour of strips  $D \times L$  (with increasing width  $D \ll L$ ) by means of Monte Carlo simulations of the phase transition for long strips with  $D = 2, 3, 4, \dots$  up to  $D = 52$ , using periodic boundary conditions, to ascertain whether the effective critical exponents  $\beta(d)$  and  $\delta^{-1}(d)$  describing the phase transition are given by the same expressions linear in  $d$  which describe well the behaviour for higher dimensionalities ( $d = 2, 3, 4$ ).

## II. MONTE CARLO RESULTS

Numerical finite size simulations of the phase transitions in  $D \times L$  Ising systems with periodic bound-

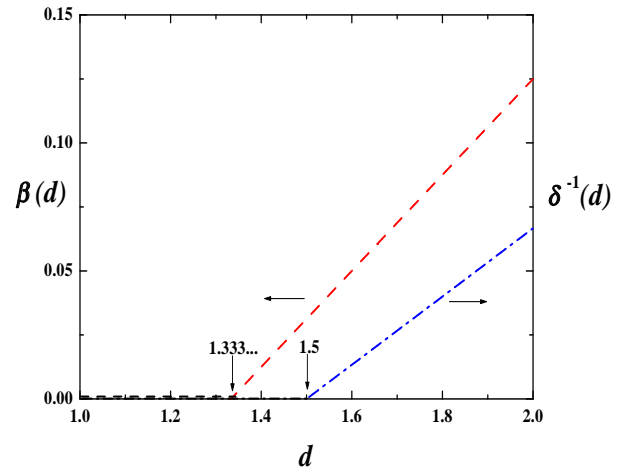


FIG. 1: Critical exponents  $\beta(d) = (\frac{3d}{16} - \frac{1}{4})$  and  $\delta^{-1}(d) = (\frac{2d}{15} - \frac{1}{5})$  extrapolated from the respective fractional values [ $\beta(4) = 1/2$ ,  $\beta(2) = 1/8$ ] and [ $\delta^{-1}(4) = 1/3$ ,  $\delta^{-1}(2) = 1/15$ ].

ary conditions were performed for  $D = 2$  to  $D = 52$ . Wolff cluster algorithms [5] were used in strips of length  $250 \leq L \leq 5000$ . Periodic boundary conditions were used always in the  $L$  direction but they had not much effect for large  $L$  values as it is to be expected. The thermalization time, relaxation time and number of states were increased steadily until the final results were not appreciably affected by further increases. 140000 Monte Carlo steps per spin for each temperature were taken. To reduce the critical slowing down at  $T \simeq T_c$  a single cluster Wolff algorithm was used. Initial conditions at a any given temperature in a closely spaced set of temperatures ( $\Delta T \leq 0.01$ ) were taken from the equilibrium conditions at the previous temperature.

The critical temperature of strips with width  $D \ll L$  which is a non-universal quantity, was determined by means of the Binder Cumulant method [2], crossing data for  $D \times L$  with data for  $D \times 2L$ . It was found that for  $D \leq 6$  no crossing took place at  $T > 0$ , and it was checked whether scaling of  $ML^{\beta/\nu}$  vs  $|\epsilon|L^{1/\nu}$ , with  $|\epsilon| = |T - T_c|$ ,

\*Electronic address: julio.gonzalo@uam.es

was possible using  $\beta = 0$  and  $\nu \leq 1/2$ . It was found that no such scaling took place, but, what could be called "one-dimensional" scaling [1], with  $|\epsilon| = e^{-4/T}$  was observed to take place for  $D = 2, 3, 4, 5$ .

For  $D > 6$  the Binder Cumulant method did provide non-zero transition temperatures given by [2]

$$T_c(D) = T_c(d=2)[1 - e^{-m\sqrt{D-D^*}}] \quad (1)$$

with  $D^* \simeq 6$ , and  $m \simeq 0.353 \pm 0.011$ ; and regular scaling of  $ML^{\beta/\nu}$  vs  $|\epsilon|L^{1/\nu}$ , with  $|\epsilon| = |T - T_c|$  was observed to hold, with  $\beta(d)$  and  $\nu(d)$  evolving smoothly between the respective values for  $d = 1.5$  and  $d \simeq 2$  as specified below.

To describe the evolution of the critical exponents as a function of two-dimensional strip width  $D$  we note first that  $\beta(d)$ ,  $\delta^{-1}(d)$  and  $\gamma(d) = \beta(d)[\delta(d) - 1]$  for  $d = 2$ , and  $d = 4$  are given by fractional values specified by

$$\beta(d) = \left( \frac{3d}{16} - \frac{1}{4} \right) \quad (2)$$

$$\delta^{-1}(d) = \left( \frac{2d}{15} - \frac{1}{5} \right) \quad (3)$$

$$\gamma(d) = \beta(d)[\delta(d) - 1] = \frac{11}{8} + \frac{45}{192} \left( \frac{2}{2d-3} \right) - \frac{3}{16} \left( \frac{2d-3}{2} \right) \quad (4)$$

For  $d = 3$  Monte Carlo data [3] are consistent within narrow statistical error bars with fractional exponents  $\beta(d=3) = \frac{5}{16}$ ,  $\delta^{-1}(d=3) = \frac{1}{5}$  and  $\gamma(d=3) = \frac{5}{4}$ , as given by Equations (2), (3) and (4) respectively.

Figure 2 shows plots of  $\chi^{-1}$  vs  $|\epsilon| = |e^{-4/T}|$  for  $D < D^* = 6$  and Figure 3 shows like plots of  $\chi^{-1}$  vs  $|\epsilon| = |T - T_c|$  for  $D \geq D^*$ . It can be seen that  $\gamma_{eff}(D)$  diverges at a width  $D \simeq 6$  from both sides. From these data the evolution of  $\gamma_{eff}(D)$  can be determined with fair accuracy, and it can be used in conjunction with Equation (4) to determine the effective dimensionality of strips with growing  $D$ .

This is done in Figure 4 where a plot of  $d_{eff}(D)$  results in a quasi-linear dependence of  $d_{eff}(D)$  starting at  $d_{eff}(D^*) = 1.5$  (corresponding to  $\delta^{-1}(d) = 0$  after Equation 3) and growing up from this value towards  $d_{eff}(L) = 2$ , i.e. for rectangular  $L \times D$  strips with  $D \rightarrow L$  (approaching square lattices).  $d_{eff}(D)$  therefore, is approximately given by

$$d_{eff}(D) = 1.5 + \left( \frac{1}{200} \right) (D - D^*) \quad (5)$$

where  $D^* \simeq 6$ .

Figure 5 gives a plot of  $\gamma_{eff}(D)$  which shows directly how this critical exponent blows up as  $D$  approaches

$D^* \simeq 6$ , Equation (4) gives  $\gamma(d)$  in terms of  $\beta(d)$  and  $\delta^{-1}(d)$ , as specified by Equations (2) and (3). As shown,  $\gamma_{eff}(D)$  is given by

$$\gamma_{eff}(D) = G + \frac{A}{D - D^*} - B(D - D^*), \quad D > D^* \quad (6)$$

with  $G \simeq 11/8$ ,  $A \simeq 1125/24$  and  $B \simeq 3/3200$ , in good agreement with  $\gamma(d)$  given by Equation (4). For  $D < D^*$ , i.e. for  $D = 2, 3, 4, 5$ ,  $\gamma_{eff}(D)$  grows up steeply with  $D$  and blows up at  $D \simeq 6$ , which corresponds to  $\beta(d_c) = 0$  where  $d_c = 1.333...$ , as given by Equation (2).  $\gamma_{eff}(D)$  for  $D < D^*$ , i.e. for the interval  $1 < d < d_c$  where  $\gamma \simeq \beta \cdot \delta \simeq (0) \cdot (\infty)$ , is undefined, but it can be fitted reasonably well by

$$\gamma_{eff}(D) \simeq C \cdot (D - D^*)^{-1}, \quad D < D^* \quad (7)$$

with  $C \simeq 4$ , which is compatible with  $\gamma(d=1) = 1/2$ .

The hyperscaling relationships [1] result in a critical exponent  $\nu$  describing the temperature dependence of the correlation length  $\xi$  which is related to the dimensionality  $d$  and to other exponents by

$$\nu^{-1}(d) = y_1(d) = \frac{d}{\beta(d)[\delta(d) - 1]} \quad (8)$$

For  $D \geq D^*$  the denominator in the right hand side of Equation (8) can be written as  $\{\gamma(d) + 2\beta(d)\} \simeq \gamma(d)$  at  $d \gtrsim 1.5$ . For  $D < D^*$  ( $1 \leq d \leq 1.333...$ ) this denominator can be approximated by  $\{\gamma(d)\}$ , because  $\beta(d) = 0$  for  $d \lesssim 1.333...$ . Table I gives a set of critical exponents, including  $(\beta/\nu)_{eff}$  and  $(1/\nu)_{eff}$ , to be used below for scaling Monte Carlo data of  $ML^{\beta/\nu}$  vs  $|\epsilon|L^{1/\nu}$  for strips of various  $D$  and  $L = 500, 1000$  calculated using periodic boundary conditions.

Figures 6 and 7 give scaling plots of Monte Carlo data for strips of length  $L = 500, 1000$  various widths  $D$ . Figure 6 shows results for  $D = 3 < D^* \simeq 6$ , taking  $|\epsilon| = |e^{-4/T}|$ , (one-dimensional scaling) and Figure 7 results for  $D = 20 > D^* \simeq 6$ , taking  $|\epsilon| = |T - T_c|$  (two-dimensional scaling).

### III. CONCLUDING REMARKS

In summary, our Monte Carlo data properly analyzed show that strips of dimensions  $L \times D$ , with  $D \ll L$ , are characterized by a susceptibility critical exponents  $\gamma_{eff}(D)$  blowing up at  $D = D^* \simeq 6$ , which appears to correspond to a dimensionality  $d^*$ ,  $1.333... \leq d^* \leq 1.5$ , which is well determined by the extrapolation of  $\beta(d)$  and  $\delta^{-1}(d)$  given by the same linear expressions which describe well the dimensionality dependence for  $d = 2, 3, 4$ . This lends empirical support to the theoretical contention that the renormalization transformations, which are not

TABLE I: Ising critical exponents for dimensionalities  $1 \leq d \leq 2$ .

$d_{eff}$	$\beta_{eff}$	$\delta_{eff}^{-1}$	$\gamma_{eff}$	$(1/\nu)_{eff}$	$(\beta/\nu)_{eff}$
1.0	0	0	1/2	2	0
1.1	0	0	(0.71)	(1.54)	0
1.2	0	0	(1.25)	(0.96)	0
1.3	0	0	(5.00)	(0.26)	0
1.333...	0	0	$\infty$	0	0
1.5	0.031	0	$\infty$	0	0
1.6	0.050	0.013	3.700	0.421	0.021
1.7	0.069	0.027	2.516	0.642	0.044
1.8	0.087	0.040	2.100	0.791	0.069
1.9	0.106	0.053	1.887	0.905	0.096

The numerical values are obtained by means of the linearly extrapolated expressions for  $\gamma(d) = \beta(d)[\delta(d) - 1]$ ,  $\beta(d) = (\frac{3d}{16} - \frac{1}{4})$ ,  $\delta^{-1}(d) = (\frac{2d}{15} - \frac{1}{5})$ ,  $\nu(d) = \gamma(d)/d$  and  $\beta(d)/\nu(d) = (\frac{d}{\delta(d)-1})$ . Values in parenthesis for  $D < D^*$  are approximations obtained, extrapolating  $d_{eff}(D)$  from the  $D$  dependence at  $D > D^*$ .

only scale invariant but also conformally invariant transformations, imply fractional exponents for Ising lattices of geometry intermediate between one dimensional and two dimensional.

It may be pointed out that exact information for the largest eigenvalues of the transfer matrix of the system in small width strips (perhaps up to  $D \leq 20$  or so with infinite length) can be obtained using f.i., the Lanczos algorithm, but, in principle, this does not result in useful information about the effective exponents, which are the ones which determine the observable behaviour of  $M(T)$  close to, but not arbitrarily close to the transition.

### Acknowledgments

Support from the DGICYT for grant BFM2000-0032 is gratefully acknowledged.

- 
- [1] J.M. Yeomans, *Statistical Mechanics of Phase Transitions*, (Oxford University Press, 1992).
  - [2] See f.i. K. Binder, *Phys. A* **98** *Phase transitions and Critical Phenomena*, Vol.5B (Academic Press: London 1976)
  - [3] J García and Julio A. Gonzalo, *Physica A* (2003, inpress)
  - [4] See f.i. J Kaupuzs, Annalen, *Phys.* **10**, 299-331 (2001).
  - [5] U. Wolff, *Phys. Rev. Lett.* **62**, 361 (1989).

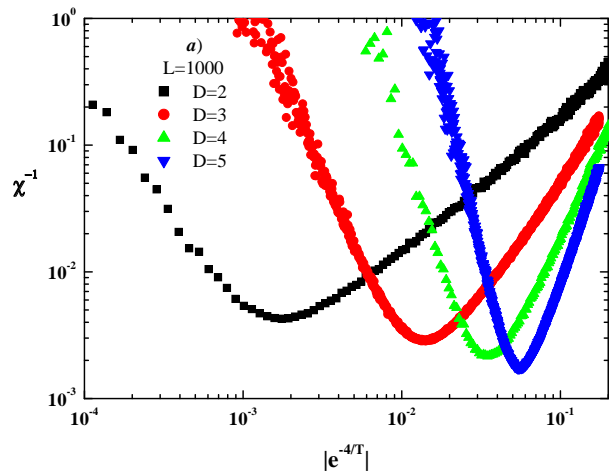


FIG. 2: Inverse susceptibility vs  $|\epsilon| = |e^{-4/T}|$  for  $L \times D$  strips with  $L = 1000$  and  $D = 2, 3, 4, 5$  showing evolution of  $\gamma_{eff}(D)$  for  $D \leq D^* \simeq 6$ .

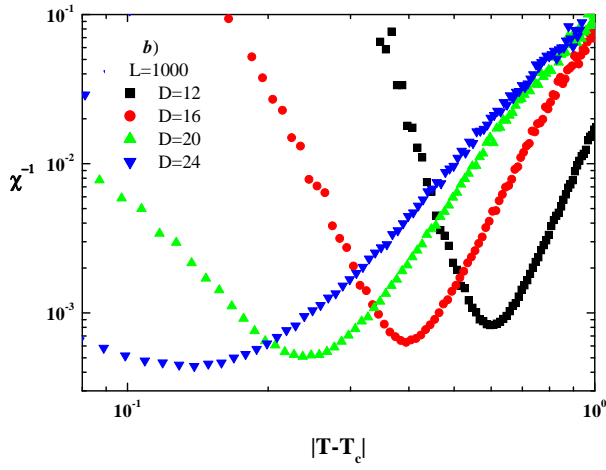


FIG. 3: Inverse susceptibility vs  $|\epsilon| = |T - T_c|$  for  $L \times D$  strips with  $L = 1000$  and  $D = 12, 16, 20, 24$ ; showing evolution of  $\gamma_{eff}(D)$  for  $D \geq D^* \simeq 6$ .

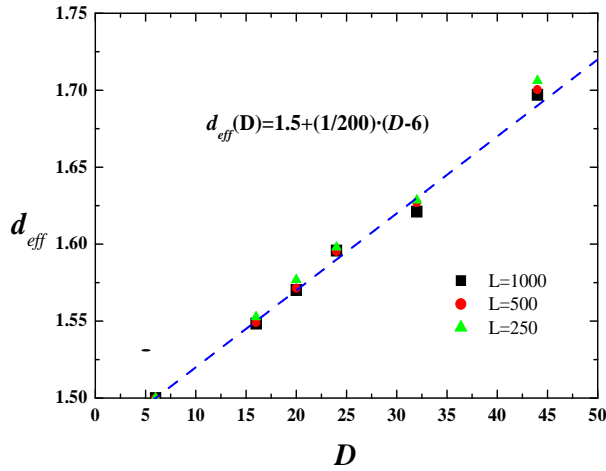


FIG. 4: Effective dimensionality  $d$  of  $L \times D$  strips as a function of  $D$  for  $D \geq D^* \simeq 6$  obtained by means of the relationship  $\gamma_{eff}(D) = \gamma(d) = \beta(d)[\delta(d) - 1]$  as given by means of linear extrapolations of  $\beta(d)$  and  $\delta^{-1}(d)$  from the known fractional values at  $d = 2$  and  $d = 4$  (see text).

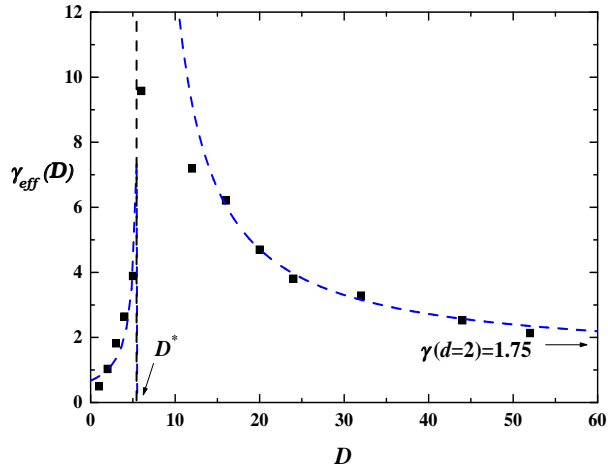


FIG. 5: Plot of susceptibility critical exponent  $\gamma_{eff}(D)$  for  $L \times D$  strips as a function of  $D$  for strips with various widths  $D < D^*$  and  $D > D^* \simeq 6$ . The continuous curve for  $D > D^*$  is given by  $\gamma_{eff}(D) = G + A(D - D^*)^{-1} - B(D - D^*)$  with  $G = 11/8$ ,  $A = 1125/24$  and  $B = 3/3200$  in good agreement with  $\gamma(d) = \beta(d)[\delta(d) - 1]$  as determined by from  $\beta(d)$  and  $\delta^{-1}(d)$  linearly extrapolated from the respective  $d = 2$ ,  $d = 4$  values.

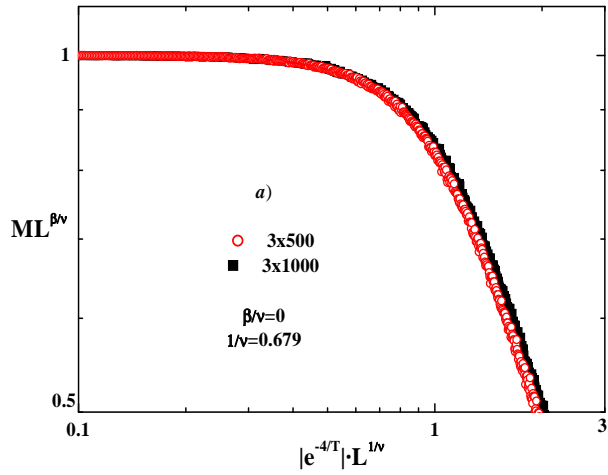


FIG. 6: Scaling plots of  $ML^{\beta/\nu}$  vs  $|\epsilon|L^{1/\nu}$  for strips with  $D = 3 < D^*$  taking  $|\epsilon| = |e^{-4/T}|$ .

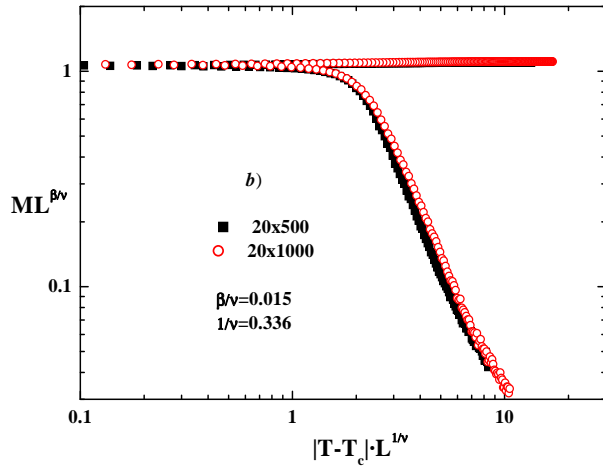


FIG. 7: Scaling plots of  $ML^{\beta/\nu}$  vs  $|\epsilon|L^{1/\nu}$  for strips with  $D = 20 > D^*$  taking  $|\epsilon| = |T - T_c|$ .