

Spatio-Temporal Behavior of Void Collapse in Shocked Solids

Takahiro Hatano

Center for Promotion of Computational Science and Engineering,
Japan Atomic Energy Research Institute, Ibaraki 319-1195, Japan
(dated: February 7, 2020)

Molecular dynamics simulations on a three dimensional defective Lennard-Jones solid containing a void are performed in order to investigate detailed properties of hot spot generation. In addition to the temperature, I monitor the number of energetically colliding particles per unit volume which characterizes the intensity of shock-enhanced chemistry. The quantity is found to saturate for nano-scale voids and be maximized after the total crush-up of a void. It makes an apparent comparison to the temperature which requires much larger void for the enhancement and becomes maximum during the early stage of void collapse. It is also found that the average velocity and the temperature of spalled molecules inside a cubic void are enhanced during the collapse because of the focusing of momentum and energy towards the center line of a void.

PACS numbers: 62.50.+p, 47.40.Nm, 82.40.Fp

In liquid or solid explosives, it is known that heterogeneities such as bubbles or voids decrease a threshold shock strength above which a detonation takes place. Also it is believed that, when a shock passes through such defects, they form locally excited regions which are referred to as "hot spots" [1]. Since chemical reactions which turn shocks to detonations are believed to initiate inside voids, the mechanism for the generation of hot spots is important for the understanding of detonations [2]. Since shock waves and void collapse are extremely fast microscopic phenomena, molecular dynamics simulation may be a powerful tool for the study of detailed properties of hot spot initiation. Although there are some foregoing studies treating perfect crystals with empirical reactive potentials [3, 4], there seem to be a few studies treating defective crystals which can yield hot spots. Mintmire et al. studied a diatomic molecular solid with a cylindrical void and found that the intramolecular vibration is enhanced above a certain critical shock strength [5]. Recently, Holian et al. studied a two dimensional Lennard-Jones solid with a planar gap which might be regarded as a gap of infinite transverse width [6]. They insisted that the essential ingredients to hot spot generation are: (i) Enough shock strength for the ejection (spallation) of solid molecules into a void. (ii) Compression of ejected particles by the far side of a void. They estimated the overshooting temperature via a straightforward model constructed on the basis of above conjectures. However, since their estimation did not yield satisfactory values (about 3=2 of those obtained by the simulations), the validity of their proposal is not apparent. Moreover, since void collapse is so fast that particles ejected into a void may be far from (local) equilibrium, it is no longer obvious that the "temperature" could be an index for the occurrence of chemical reactions; We have to monitor other quantities to represent the degree of enhanced chemistry.

In this Letter, I focus on a dynamical aspect of hot spot generation to understand what is essential to shock-induced chemistry inside a void. Especially, spatial pro-

files of various quantities of the particles ejected into a void are monitored in order to see how the void collapse results in energetic intermolecular collisions which are responsible for chemical reactions. As for the model, I adopt a three dimensional fcc crystal whose intermolecular potential is the Lennard-Jones one.

$$U(r) = \frac{12}{r} - \frac{6}{r} \quad (1)$$

Throughout this Letter, ϵ and σ are set to unity (the LJ unit). One might wonder about the use of the non-reactive potential to this kind of issue. The aim of the present study is to understand the dynamical aspect of shock induced chemistry; i.e. how the coherent (shock) energy relaxes to the thermal energy via a void. The setup of the system is as follows. The axes of x , y , and z are taken to coincide with $h100i$, $h010i$, and $h001i$ directions, respectively. Although there are various methods to mimic shock waves in molecular dynamics simulations [7], the most popular method is adopted here that a moving piston of infinite mass hits the still target. The velocity of the piston is denoted by u_p . Throughout this study, u_p is fixed to be 3 which is strong enough to cause the spallation. Shock propagates $h001i$ orientation; i.e. z axis. I do not argue orientational dependence of shock enhanced chemistry which is important in other shock induced phenomena, such as plastic deformation [8] or phase transitions [4, 9]. The whole system typically consists of $80 \times 80 \times 150$ unit cells. As usual, periodic boundary conditions are applied to x and y directions. A void consists of blank unit cells, the shape of which is cubic or rectangular-solid, each face of which is parallel to $f100g$, $f010g$, and $f001g$. Its typical size is ranged from 5 to 40 unit cells for each direction. I fix the initial temperature to be 0.1 and the corresponding density is about 1.053.

Before proceeding to the results, I make a remark on the two kinds of averaging methods adopted in this study. One is the average regarding spalled molecules which initially locate near the ejecting side of a void. The sample molecules are so taken that their distances from the

ejecting side of a void is less than 5 (about 3 unit cells). I have cross-checked the simulations with different distances from 2 to 15, and the qualitative property obtained below is not influenced by a specific choice of distance. By this method, we can trace the most energetic part of spalled molecules. Most of the results except for Fig. 4 are based on this averaging method. The other method is to take spatial profiles inside a void. This method enables us to see where and when the hot spot generation takes place. The explanations regarding the choice of the methods are added properly.

Now let us turn to the results of my simulations. First, time evolutions of the temperature during void collapse are monitored. However, note that the system we are considering is nonequilibrium, where the definitions of thermodynamic quantities including the temperature are precarious [10]. Here I adopt the variance of z velocity as the "temperature", which is denoted by T_z . For comparison, I also monitor the variance of x velocity denoted by T_x . Note that the variances can be different values for different components of velocity. (For instance, T_x is smaller than T_z in this context.) Temporal behaviors of T_z , T_x , and the average z velocity denoted by $\langle v_z \rangle$ are shown in Fig. 1. Spallation occurs at $t = 3$ where $\langle v_z \rangle$ suddenly increases up to about $2u_p = 6$ (the spall velocity). After the spallation, all of the quantities increase gradually until the ejected molecules collide with the far side of the void (approximately $t = 11$). It should be stressed that v_z increases up to about $3u_p$, which means that there is some kind of momentum transfer into the ejecta gas. (We see this acceleration by observing the velocity distribution functions in the next paragraph.) Also it should be remarked that the maxima of T_z and $\langle v_z \rangle$ are realized simultaneously. The increase of T_z and v_z takes place before the collision. It is not only the compression by the far side of the void that is responsible for heating of the ejecta gas but also some kind of focusing of the momentum and the energy. However, recall that the above results only concern with the sample molecules which constitute the proceeding part of the ejecta gas. As for the whole gas, observation of the spatial distributions inside the void is needed, which we will see later in detail.

To see the above circumstances regarding the acceleration of $\langle v_z \rangle$ in detail, velocity distribution functions of v_x and v_z are shown in Fig. 2. Strong displacement from the Maxwellian are seen for each direction after the passage of shock front. As for v_x , an exponential distribution is observed just after the spallation, which eventually relaxes to the Maxwellian. On the other hand, we can see that the distribution function of v_z has a widely stretched tail for the positive direction, which develops until the collision with the far side of the void; The stretching tail obviously results in the increase of the variance of v_z . Also, as we have seen in Fig. 1, the mean z velocity $\langle v_z \rangle$ also increases during the flight inside the void, for the tail stretches towards the positive direction. It means that there is a momentum transfer into the ejecta

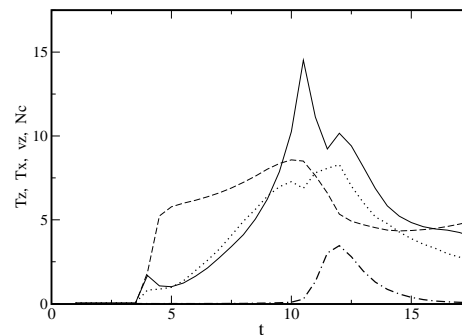


FIG. 1: Temporal behaviors of the longitudinal (solid line) and the transverse (dotted line) temperatures, the average z velocity (dashed line). The number of energetically colliding particles which is introduced afterwards is also shown by the dot-dashed line. The sample molecules are those initially located on the ejecting side of the void. (See text.) The void consists of $30 \times 30 \times 30$ blank unit cells.

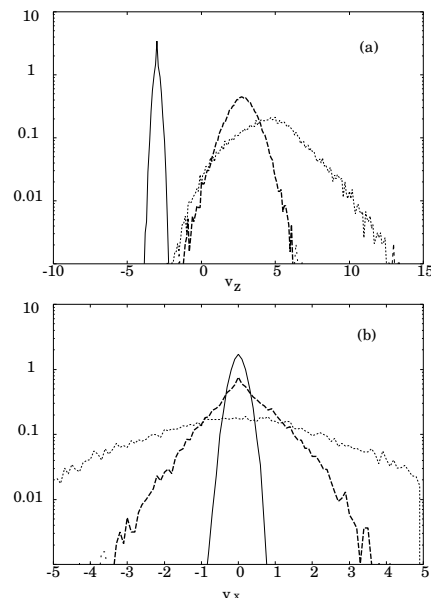


FIG. 2: Velocity distributions for v_z (a) and v_x (b). Time ordering is: (i) solid line (before the spallation $t = 0$), (ii) thick dashed line (just after the spallation $t = 1.5$), and (iii) dotted line (just before the collision with the far side of the void $t = 5.5$). All of the parameters including the sample molecules are the same as in Fig. 1.

gas, which may be attributed to the focusing of momenta into the void. As visualized in Fig. 3, since a cubic void wall forms a parabolic surface during the collapse, the momenta of the collapsing wall can focus into the center line of a void, which eventually accelerates v_z of spalled molecules. Note that the acceleration of v_z during the flight does not happen for a rectangular-solid void with a sufficiently large longitudinal length where the parabolic surface cannot be formed. It is obvious that larger v_z can induce more energetic collision, which eventually leads to overshooting high temperature inside a hot spot.




FIG. 3: A slice-cut view (parallel to $f100g$ plane) of the collapsing void which initially consists of $20 \times 20 \times 20$ unit cells.

A side from the temperature and the spall velocity, we turn to the enhancement of chemical reactions which is our original concern regarding hot spots. Since spalled molecules are in strongly nonequilibrium as we have seen above, it is no longer expected that the "temperature" T_z can be a fair index of the occurrence of chemical reactions. Therefore I directly monitor energetically colliding particles instead. This is to count the couple of particles whose distance is smaller than a certain length, r_c . The value of r_c can be various according to the molecules we are to consider; in this case, I choose $r_c = 0.88$ which corresponds to $U(r_c) = 2.5$. Note that this choice is just a trial and does not have a quantitative validity for the real chemical reactions, since we are treating the Lennard-Jones potential. Hereafter, the number of energetically colliding particles is denoted by N_c , the temporal behavior of which is shown in Fig. 1. Note that N_c is zero until the void collapses. It should be remarked that the peaks of N_c and of T_z are not simultaneous; it takes a certain amount of time that N_c becomes maximum after the peak of T_z [11]. However, the delay does not mean that the mechanisms for the heating of ejecta gas and for enhanced chemistry are different. Indeed, it means that enhanced chemistry needs higher density than the over-heating; The observed delay is a relaxation time for the density to increase in the collapsing void. To confirm this idea, it is worth noting that the delay becomes longer for larger voids. This situation becomes clear by monitoring spatio-temporal behavior of the density profile inside the void. Fig. 4. shows the spatial profiles of N_c , T_z , and the density, through which we can see in detail where and how the energetic molecular collisions and the over-heating take place. Note that these two snapshots are taken at the moments when T_z and N_c become maximum, respectively. The high N_c is realized after the whole region of the void is collapsed, while the preceding high temperature takes place in the relatively dilute region on the far side of the collapsing void. It is important to notice that N_c becomes maximum after the void has totally crushed up, whereas T_z is maximized at the beginning of collapse. It means that the time lag between the maxima of T_z and N_c are the time needed for the total collapse of the void. The total collapse results in the high density

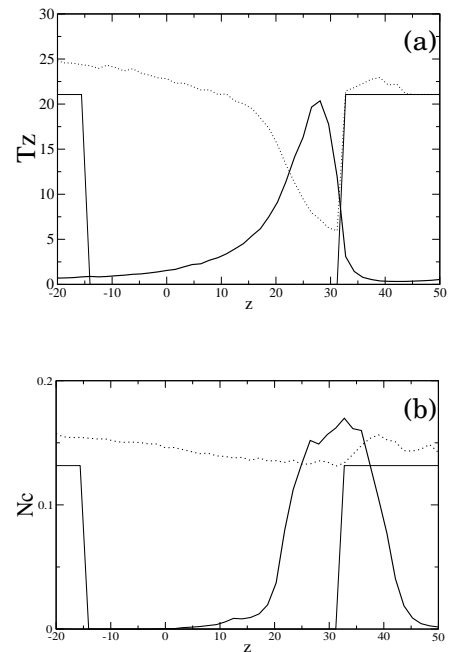


FIG. 4: Spatial profiles of T_z (a) and N_c (b) represented by thick solid lines together with the density profiles (dotted lines). Each graph is a snapshot at the moment of the maximization of each quantity ($t = 11.5$ for T_z and $t = 13.0$ for N_c). The initial density profiles are also imposed (thin solid lines).

which enhances energetic intermolecular collisions. A high T_z is observed at relatively low density compared to the density where high N_c is observed.

The discussions so far finish the spatio-temporal behavior of the ejecta gas and the enhanced chemistry. As the final part of my results, I show how the size and the shape of the void affect enhanced chemistry. Although voids in real materials can take various forms, it may be decomposed into two essential ingredients: the longitudinal length and the normal cross section. In order to specify which component is important to the initiation of chemical reactions, I check rectangular-solid voids changing the transverse and the longitudinal lengths independently. First I show the longitudinal length dependence with the transverse length (and hence the cross section) fixed. We can see that N_c decreases for larger longitudinal length, whereas T_z increases. As for T_z , this result is consistent with [6] where a considerable longitudinal length was needed for higher temperature. However, the decrease of N_c again shows that the temperature cannot be a reliable index for enhanced chemistry in this nonequilibrium situation. On the other hand, the cross section dependence of T_z and N_c seems quite different from the longitudinal length dependence. The temperature T_z is maximized when the void is cubic, whereas N_c increases to saturate for the larger cross section. It should be stressed that the cross section of 45×45 is enough for the saturation. The maximization of T_z with a cubic void

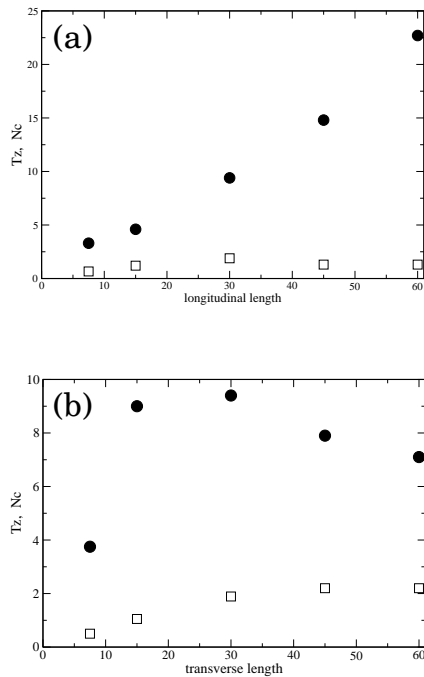


FIG. 5: The longitudinal (a) and the transverse (b) lengths dependences of T_z (filled circles) and N_c (blank squares, multiplied by 10). The length of the xed direction is 30 in each graph.

may be a result of focusing discussed in the context of acceleration of v_z . Also note that a larger cubic void can yield higher temperature and v_z . The saturation of N_c for larger cross section means that the focusing in a cubic void does not seriously influence the number of energetic intermolecular collisions. Recalling that high density (the

total crush-up) is also required for the increase of N_c , it is plausible that the intensity of crush-up is not affected by the focusing, whereas the foregoing part of ejecta gas is accelerated to result in the high temperature. Hence it is concluded that N_c is rather insensitive to the shapes of voids, whereas T_z has the apparent tendencies. In any case, the nanoscale void (approximately 30 unit cells in each dimension) is enough for energetic intermolecular collisions to occur.

To summarize, through the observations of spatiotemporal evolutions of the temperature and the density inside a void, we have seen that energetic intermolecular collisions are most likely to occur when a void is totally crushed up. This is not simultaneous with the maximization of temperature which is realized at the beginning of the collapse. This time lag is due to the difference between the optimum density where the each quantity is maximized. The shape of void affects the overshooting temperature, but cannot seriously affect the number of energetically colliding particles per volume. Especially, the intensity of enhanced chemistry is found to saturate for nano-scale void whereas the enhancement of the temperature needs much larger size. Since chemical reactions originate from intermolecular collisions, monitoring only the temperature is not enough to explore the various properties of hot spot generation, such as the void-shape dependence on the enhanced chemistry. Also, the velocity distribution functions are found to deviate from the Maxwellian. These strong nonequilibrium effects must be taken into account for the analysis of spallation phenomena.

The author is grateful to H. K. Aburaki and F. Shimizu for helpful discussions and encouragements.

-
- [1] J. P. Dear, J. E. Field, and A. J. Walton, *Nature* 332, 505 (1988).
- [2] R. Cheret, *Detonation of Condensed Explosives* (Springer-Verlag, New York, 1993).
- [3] D. W. Brenner, D. H. Robertson, M. L. Aert, and C. T. White, *Phys. Rev. Lett.* 70, 2174 (1993).
- [4] S. V. Zybin, M. L. Aert, and C. T. White, *Phys. Rev. B* 66, 220102 (2002).
- [5] J. W. Mintmire, D. H. Robertson, and C. T. White, *Phys. Rev. B* 49, 14859 (1994).
- [6] B. L. Holian, T. C. Germann, J-B. Maillet, and C. T. White, *Phys. Rev. Lett.* 89, 285501 (2002).
- [7] B. L. Holian and P. S. Lomdahl, *Science* 280, 2085 (1998).
- [8] T. C. Germann, B. L. Holian, and P. S. Lomdahl, *Phys. Rev. Lett.* 84, 5351 (2000).
- [9] V. V. Zhakhovskii, S. V. Zybin, K. N. Ishihara, and S. I. Anisimov, *Prog. Theor. Phys. Suppl.* 138, 223 (2000).
- [10] D. Jou, J. Casas-Vazquez, and G. Lebon, *Extended Irreversible Thermodynamics 3rd ed.*, (Springer, Berlin, 2001). See section 3.2 for the problems concerning the definition of nonequilibrium temperature beyond the local equilibrium.
- [11] Since the delay (approximately 1.5 in the LJ unit) is comparable to the thermal relaxation time of LJ gas, it is quite difficult to analyze this phenomenon theoretically. Actually, the estimation of the overshooting temperature is also difficult since the velocity distribution functions are far from Maxwellian as seen in Fig. 2. Although the main idea of Holian et al. that the compression of ejecta gas by the far side of a void is essential to the overshooting high temperature is true, it may not be a fair approximation to use an equilibrium equation of state for the estimation of the overshooting.