

Spin clustering and ferromagnetic couplings in a dilute magnetic semiconductor

Avinash Singh

Department of Physics, Indian Institute of Technology Kanpur - 208016

Ferromagnetic couplings in spin clusters are shown to be strongly enhanced compared to those for an ordered impurity arrangement, even for the same spin separation and hole doping. The consequent energy-enhancement of the cluster-localized spin-wave modes indicates a potentially significant role of positional Mn disorder in enhancing T_C . Within a simple model involving two spin-excitation energy scales corresponding to weakly and strongly coupled spins, the temperature dependence of magnetization is found to be in good agreement with the SQUID magnetization data for $\text{Ga}_{1-x}\text{Mn}_x\text{As}$.

I. INTRODUCTION

Following the discovery of ferromagnetism in Mn-doped III-V semiconductors such as p-type $\text{In}_{1-x}\text{Mn}_x\text{As}$ and $\text{Ga}_{1-x}\text{Mn}_x\text{As}$, there has been considerable interest recently in understanding the nature of the ferromagnetic state and the fundamental mechanism of spin coupling in these dilute magnetic semiconductors (DMS). With a highest transition temperature (T_C) of 110K for Mn concentration $x = 0.053$, [1] and a realistic possibility of room temperature ferromagnetism in $\text{Ga}_{1-x}\text{Mn}_x\text{N}$, with a highest reported T_C value of 940K, [2] these materials have potential applications in seamlessly integrated non-volatile semiconductor memories.

Mn doping in III-V semiconductors plays a dual role of providing magnetic ions as well as acceptor sites, and the ferromagnetic interaction between the $S = 5/2$ Mn^{++} ions is mediated by the itinerant charge carriers, which are antiferromagnetically coupled to the Mn spins. The hole doping is heavily compensated by As antisite defects, resulting in a carrier concentration much smaller than the magnetic impurity concentration ($p \ll x$), so that the DMS system provides an interesting compliment to the Kondo system. In addition, the involvement of low-momentum, long-wavelength carrier states at the top of the valence band in the spin coupling process results in physical simplification and qualitative independence on details of the electronic band structure.

Various approaches have been employed to study the carrier-mediated ferromagnetism in DMS. These include the mean-field (Zener model), [3–8] RKKY interaction, [1] spin-wave theory, [9,10] dynamical mean field theory, [11] Monte Carlo simulations, [12,13] a generalized RKKY approach which takes into account the spatial variation of the impurity-induced carrier spin polarization beyond linear response, [14] and a mean-field-plus-fluctuation (MF+SF) approach within a Hubbard- U representation of the magnetic impurities. [14]

Recently, there has been interest in understanding the role of the positional Mn disorder on macroscopic properties such as temperature dependence of magnetization, susceptibility, specific heat etc. [15–19] Relevance of clustered states in dynamical and transport properties has also been recently studied. [20] In this paper we study the distribution of ferromagnetic spin couplings arising from clustering of Mn spins, and the consequences on collective spin-wave excitations which play an important role in the low-temperature thermodynamics of magnetic systems. We use the numerical MF+SF approach in which the Mn disorder is treated exactly and electron correlation effects are treated within the random phase approximation.

II. HUBBARD- U REPRESENTATION

We consider a purely fermionic (Hubbard- U) representation for the randomly distributed magnetic impurities on a cubic host lattice:

$$H = t \sum_{\langle ij \rangle \sigma} (\hat{a}_{i\sigma}^\dagger \hat{a}_{j\sigma} + \text{h.c.}) + t' \sum_{\langle Ij \rangle \sigma} (\hat{a}_{I\sigma}^\dagger \hat{a}_{j\sigma} + \text{h.c.}) + \epsilon_d \sum_{I,\sigma} \hat{a}_{I\sigma}^\dagger \hat{a}_{I\sigma} + U \sum_I (\hat{n}_{I\uparrow} - n_I)(\hat{n}_{I\downarrow} - n_I). \quad (1)$$

Here i, j refer to the host sites, I to the magnetic impurity sites, ϵ_d is the impurity on-site energy and $n_I = (\hat{n}_{I\uparrow} + \hat{n}_{I\downarrow})/2$ is the spin-averaged impurity charge density. For simplicity, we take the same hopping ($t' = t$) between the host-host and host-impurity nearest-neighbour pairs of sites. The energy-scale origin is set so that the host on-site energy is zero. We take the impurity level to lie at the top of the host band ($\epsilon_d = 6$), and $U = 4$ throughout.

In the Hartree-Fock (mean-field) approximation, the interaction term reduces to a magnetic coupling of the electron to the local mean field $\vec{\Delta}_I$:

$$H_{\text{int}}^{\text{HF}} = - \sum_I \vec{\sigma}_I \cdot \vec{\Delta}_I, \quad (2)$$

where the electronic spin operator $\vec{\sigma}_I = \Psi_I^\dagger [\vec{\sigma}] \Psi_I$ in terms of the spinor $\Psi_I^\dagger = (\hat{a}_{I\uparrow}^\dagger, \hat{a}_{I\downarrow}^\dagger)$, and the mean field $\vec{\Delta}_I$ is self-consistently determined from the ground-state expectation value $2\vec{\Delta}_I = U \langle \vec{\sigma}_I \rangle$. Thus, in the classical (Hartree-Fock) limit, the interaction term reduces to the corresponding form of the double-exchange interaction $-J\vec{S}_I \cdot \vec{\sigma}_I$, with the mean field $\vec{\Delta}_I = J \langle \vec{S}_I \rangle$ representing the impurity-induced local magnetic field.

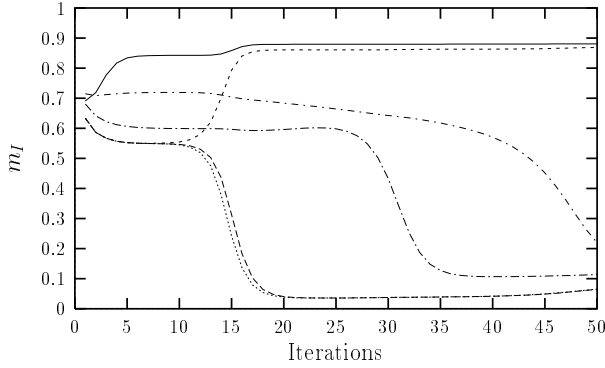


FIG. 1. Variation of impurity magnetization on selected impurity sites with iterations, showing crossover to an inhomogeneous ferromagnetic state with vanishing magnetic moment on a fraction of impurity sites.

We consider a cubic host lattice (spacing $a = 1$) with $N = 8^3$ sites, and focus on a disordered impurity arrangement with $N_{\text{imp}} = 27$ magnetic impurities ($x \approx 5\%$) placed at locations 1,4,6 in all three directions. This arrangement results in an isolated impurity spin at location (1,1,1) with nearest-neighbour separation of 3, and an impurity cluster of 8 spins at locations (4,4,4), (4,6,4), (6,4,4), (6,6,4), (4,4,6), (4,6,6), (6,4,6), (6,6,6) with nearest-neighbour separation of 2. For comparison, we also consider an ordered impurity arrangement of 64 impurities ($x = 1/8$) placed on a cubic superlattice (spacing $a_{\text{sup}} = 2$).

The undoped (insulating) state corresponds to electron fillings $N_{\uparrow} = N$ and $N_{\downarrow} = N - N_{\text{imp}}$; all minority-spin (\downarrow) impurity states (pushed out of the host band by Coulomb repulsion) are then unoccupied at $T = 0$, resulting in local-moment formation on all impurity sites. Hole doping is introduced by reducing N_{\uparrow} , and band fillings are so chosen that the Fermi energy lies in gaps between (nearly) degenerate groups of eigenvalues. We take $N_{\uparrow} = 502$, corresponding to $p \approx 2\%$.

The variation of impurity magnetization in the self-consistency process (Fig. 1) reveals an interesting slow dynamics associated with longitudinal fluctuations. A nearly homogeneous ferromagnetic state is obtained initially which abruptly becomes unstable (around the 10th iteration) towards an inhomogeneous state with vanishing impurity moment on a finite fraction of impurity sites. Interestingly, these effectively non-magnetic impurity sites are neighbours of the isolated spin at location (1,1,1). At the 20th iteration, this inhomogeneous ferromagnetic state is nearly self-consistent, and we take it as the HF state for the calculations. The stability analysis [14] yields $U\lambda_{\text{max}} = 1.0007$, confirming the near stability. The above behaviour indicates an unusual susceptibility of the DMS towards large-amplitude, slow fluctuations in the impurity magnetic moment.

We now consider the consequences of the spin clustering, starting with the impurity states. For a single mag-

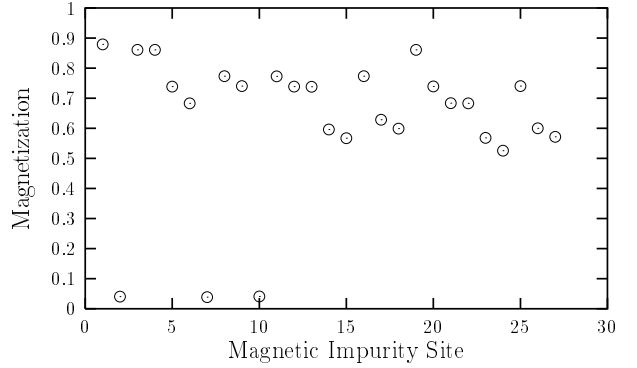


FIG. 2. Magnetization on impurity sites, showing a distinct reduction on the strongly coupled cluster sites (14,15,17,18,23,24,26,27).

netic impurity, the minority-spin (\downarrow) impurity hole state (pushed out of the band) is exponentially localized. For multiple impurities, the overlap between impurity-state wavefunctions of neighbouring impurities leads to a mixing which can be represented by an effective hopping t' between impurity sites. For the ordered impurity arrangement, all neighbouring hopping terms and impurity-state energies are identical, and resonant hopping results in impurity-band formation. For the disordered case, the large variation in the effective impurity hopping t' between cluster sites and isolated sites leads to localization of impurity states within clusters.

As the mixing between neighbouring impurity states is mediated through the intervening host sites, the hole density h_{\downarrow} is somewhat enhanced on the cluster host sites. The remaining h_{\downarrow} on the magnetic sites is therefore somewhat reduced, and the corresponding increase in the electron density $n_{\downarrow} = 1 - h_{\downarrow}$ implies a lowered magnetization of cluster spins. This picture is confirmed in Fig. 2, showing that the (HF) impurity magnetization $m_I = n_{I\uparrow} - n_{I\downarrow}$ of cluster spins is distinctly lower than that of isolated spins. The lowered hole density h_{\downarrow} on cluster sites also reduces the diagonal terms $[\chi^0]_{II}$ of the zeroth-order, particle-hole propagator [Eq. (4)], indicating stronger spin couplings.

III. FERROMAGNETIC SPIN COUPLINGS

The ferromagnetic spin coupling between impurity spins at sites I and J can be obtained as [21]

$$J_{IJ} = U^2[\chi^0(\omega = 0)]_{IJ}, \quad (3)$$

where $[\chi^0(\omega)]_{IJ}$ is the zeroth-order, particle-hole propagator, evaluated in the self-consistent ferromagnetic state:

$$[\chi^0(\omega)]_{IJ} = \sum_{E_l < E_F}^{E_m > E_F} \left(\frac{\phi_{I\uparrow}^I \phi_{m\downarrow}^I \phi_{m\downarrow}^J \phi_{I\uparrow}^J}{E_{m\downarrow} - E_{I\uparrow} + \omega} + \frac{\phi_{I\downarrow}^I \phi_{m\uparrow}^I \phi_{m\uparrow}^J \phi_{I\downarrow}^J}{E_{m\uparrow} - E_{I\downarrow} - \omega} \right). \quad (4)$$

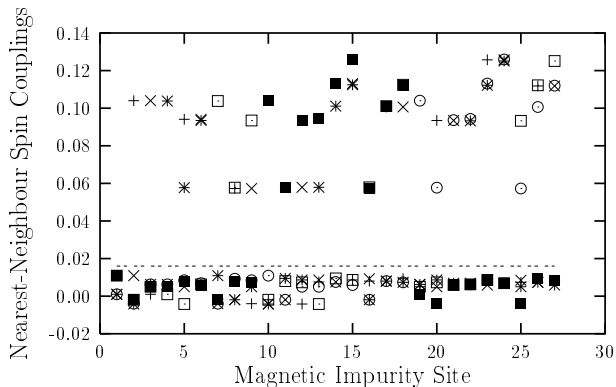


FIG. 3. The spin couplings $J_{IJ} = U^2[\chi^0]_{IJ}$ for all nearest neighbours of impurity spins, showing a strong enhancement in the cluster couplings compared to the spin coupling for an ordered impurity arrangement (dashed line).

The spin couplings are shown in Fig. 3 for all six nearest neighbours of each impurity spin, the separations being either 2 or 3. Interestingly, the spin couplings are grouped into three distinct classes — weak, intermediate, and strong. A small fraction of the couplings are also weakly negative (antiferromagnetic), indicating competing interactions. Also shown is the NN spin coupling for the ordered impurity arrangement ($N_{\text{imp}} = 64$), extrapolated to the same hole concentration. The dramatic enhancement of cluster spin couplings, although the NN separation is the same (2), is beyond the simple RKKY picture wherein the spin coupling $J^2\chi_{IJ}$ depends only on the carrier concentration and spin separation.

IV. SPIN-WAVE EXCITATIONS

The (time-ordered) spin-wave propagator

$$\chi_{IJ}^{-+}(t-t') = \langle \Psi_G | T[S_I^-(t)S_J^+(t')] | \Psi_G \rangle, \quad (5)$$

involving the spin-lowering (S_I^-) and spin-raising (S_J^+) operators at magnetic impurity sites I and J , describes the low-energy transverse spin fluctuations about the HF state. In the random phase approximation (RPA), $[\chi^{-+}(\omega)] = [\chi^0(\omega)]/[1 - U\chi^0(\omega)]$, and we obtain the spin-wave energies from the pole condition $1 - U\lambda_n(\omega_n) = 0$, where $\lambda_n(\omega)$ are the eigenvalues of the $[\chi^0(\omega)]$ matrix, evaluated in the self-consistent state.

The localization-induced enhancement of NN spin couplings in the disordered impurity configuration also leads to substantially higher spin-wave energies. Figure 4 shows a comparison of the spin-wave energies ω_n for the disordered and ordered impurity arrangements at the same hole concentration ($p \approx 2\%$). For the disordered arrangement, three localized modes associated with the three non-magnetic impurity sites have been excluded.

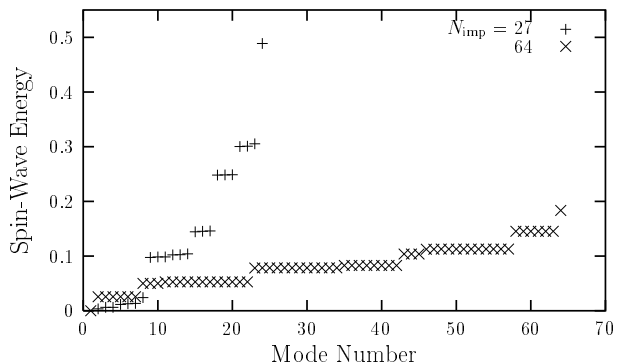


FIG. 4. Strong stiffening of the high-energy spin-wave modes due to clustering.

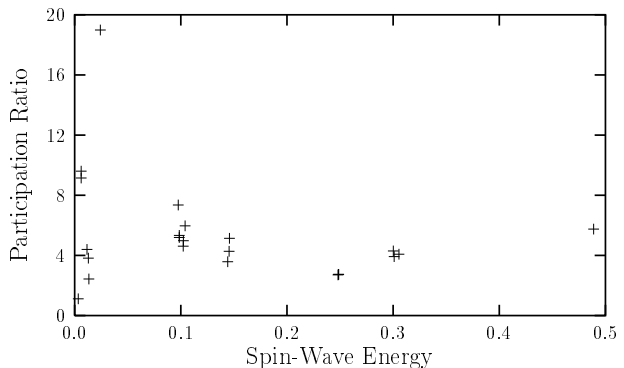


FIG. 5. Variation of the Participation Ratio for the spin-wave modes with their energy, showing that the stiffening of the high-energy spin-wave modes is due to their localization over the strongly-coupled cluster spins.

For the ordered arrangement, energies for the nearest filling ($N_{\uparrow} = 493, p = 3.7\%$) have been (linearly) extrapolated to $p = 2\%$. The nearly uniform energy interval in this case indicates dominant nearest-neighbour spin coupling, for which an energy interval of $zJS/3$ follows from the spin-wave energies $\omega_{\mathbf{q}} = zJS(1 - \gamma_{\mathbf{q}})$, corresponding to plane-wave modes of momentum $\mathbf{q} = (2\pi/L)(n_x, n_y, n_z)$, with $L = 4$. It is clear that while the low-energy modes are softened, the high-energy modes are significantly stiffened by impurity disorder.

To examine the spatial nature of the spin-wave modes (wave function ϕ_n^I), we study their Participation Ratio $P_n = [\sum_I (\phi_n^I)^2]^2 / [\sum_I (\phi_n^I)^4]$, which provides a quantitative measure of the number of sites over which the wavefunction is spread. Figure 5 shows that the stiffened high-energy modes are indeed cluster-localized ($PR \lesssim 8$). On the other hand, the low-energy modes show a large range of PR values, indicating states of both extended and localized nature, suggesting different mechanisms of softening, as discussed below.

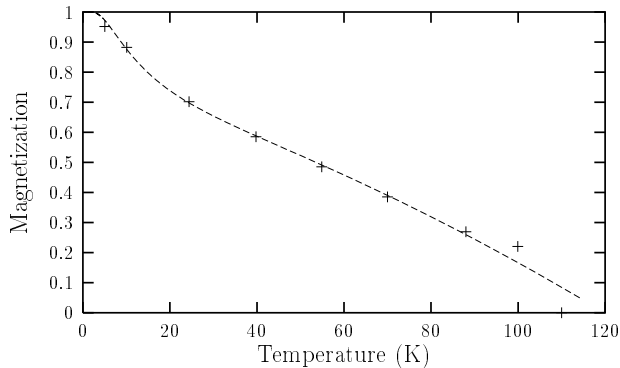


FIG. 6. Temperature-dependence of $M(T)$ from Eq. (7), along with SQUID data for $\text{Ga}_{1-x}\text{Mn}_x\text{As}$ (circles).

We now consider the temperature dependence of the magnetization in a DMS having a finite fraction (f_1) of weakly coupled spins, whose thermal disordering saturates at a relatively lower temperature, resulting in a concave $M(T)$ behaviour. While a full renormalized spin-wave-theory evaluation of $M(T)$ is possible, we consider a simpler model in which the spin excitations are characterised by two energy scales ω_1 and ω_2 , corresponding to the weak and strong couplings, respectively. Taking mean-field values as 1, the reduction in magnetizations M_1 and M_2 of weakly and strongly coupled spins, due to the bosonic spin excitations, are obtained as:

$$\begin{aligned} M_1 &= 1 - \frac{M_1}{\exp(M_2\omega_1/k_B T) - 1} \\ M_2 &= 1 - \frac{M_2}{\exp(M_2\omega_2/k_B T) - 1}, \end{aligned} \quad (6)$$

yielding the average magnetization

$$M(T) = f_1 M_1 + (1 - f_1) M_2. \quad (7)$$

Here the renormalized excitation energies $M_2\omega_1$ and $M_2\omega_2$ reflect the role of the strongly coupled spins in the overall magnetic ordering. The average magnetization $M(T)$ is shown in Fig. 6, along with the SQUID magnetization data for $\text{Ga}_{1-x}\text{Mn}_x\text{As}$ with $x = 0.053$, [22] with best-fit parameters $f_1 = 0.55$, $\omega_1 = 15\text{K}$, and $\omega_2 = 120\text{K}$.

V. CONCLUSIONS

The positional Mn disorder in DMS results in isolated spins and spin clusters, with substantially different impurity-state overlap and effective impurity-impurity hopping. This large hopping disorder leads to localization of impurity states over different clusters. The ferromagnetic spin couplings $J_{IJ} = U^2 \chi_{IJ}^0$ of an isolated impurity spin are consequently appreciably weakened, whereas the enhanced overlap of the cluster-localized impurity states significantly increases the cluster spin couplings. The consequent disorder in the $[\chi^0]$ matrix leads

to localization of spin waves over different clusters. The low-energy spin-wave modes are softened due to i) localization on the weakly-coupled isolated spins, or ii) effect of disorder-induced competing AF interaction on the long-wavelength modes. On the other hand, the localization of high-energy modes over strongly coupled spin clusters results in a significant enhancement of their energy. The temperature dependence of magnetization, using two spin-excitation energy scales corresponding to the weakly and strongly coupled spins, is in good agreement with the SQUID magnetization data for $\text{Ga}_{1-x}\text{Mn}_x\text{As}$.

-
- ¹ F. Matsukara, H. Ohno, A. Shen, and Y. Sugawara, Phys. Rev. B **57**, R2037 (1998).
 - ² S. Sonoda *et al.*, J. Cryst. Growth **237-239**, 1358 (2002).
 - ³ T. Dietl, A. Haury, and Y. M. d'Aubigne, Phys. Rev. B **55**, R3347 (1997).
 - ⁴ M. Takahashi, Phys. Rev. B **56**, 7389 (1997).
 - ⁵ T. Jungworth, W. A. Atkinson, B. H. Lee, and A. H. MacDonald, Phys. Rev. B **59**, 9818 (1999); B. H. Lee, T. Jungworth, and A. H. MacDonald, *ibid* **61**, 15606 (2000).
 - ⁶ T. Dietl, H. Ohno, F. Matsukara, J. Cibert, and D. Ferrand, Science, **287**, 1019 (2000).
 - ⁷ T. Dietl, F. Matsukara, and H. Ohno, Phys. Rev. B **66**, 033203 (2002).
 - ⁸ T. Jungworth, J. König, J. Sinova, K. Kučera, and A. H. MacDonald, Phys. Rev. B **66**, 012402 (2002).
 - ⁹ J. König, H. H. Lin, and A. H. MacDonald, Phys. Rev. Lett. **84**, 5628 (2000); J. König, T. Jungworth, and A. H. MacDonald, Phys. Rev. B **64**, 184423 (2001).
 - ¹⁰ G. Bouzerar and T. P. Pareek, Phys. Rev. B **65**, 153203 (2002).
 - ¹¹ A. Chattopadhyay, S. Das Sarma, and A. J. Millis, Phys. Rev. Lett. **87**, 227202 (2001).
 - ¹² J. Schliemann, J. König, and A. H. MacDonald, Phys. Rev. B **64**, 165201 (2001).
 - ¹³ G. Alvarez, M. Mayr, and E. Dagotto, Phys. Rev. Lett. **89**, 277202 (2002).
 - ¹⁴ A. Singh, A. Datta, S. K. Das, and V. A. Singh, cond-mat/0304557 (2003).
 - ¹⁵ M. Berciu and R. N. Bhatt, Phys. Rev. Lett. **87**, 107203 (2001); Phys. Rev. B **66**, 085207 (2002).
 - ¹⁶ M. P. Kennett, M. Berciu and R. N. Bhatt, Phys. Rev. B **65**, 115308 (2002).
 - ¹⁷ R. N. Bhatt, M. Berciu, M. P. Kennett, and Xin Wan, Jour. of Superconductivity INM **15**, 71 (2002).
 - ¹⁸ A. L. Chudnovskiy and D. Pfannkuche, Phys. Rev. B **65**, 165216 (2002).
 - ¹⁹ G. Bouzerar, J. Kudrnovský, and P. Bruno, cond-mat/0208596 (2002).
 - ²⁰ G. Alvarez and E. Dagotto, cond-mat/0303350 (2003).
 - ²¹ A. Singh, Phys. Rev. B **48**, 6668 (1993).
 - ²² H. Ohno and F. Matsukara, Solid State Commun. **117**, 179 (2001)