

# A Molecular Micromaser

Chris P. Search, Weiping Zhang, and Pierre Meystre  
*Optical Sciences Center, The University of Arizona, Tucson, AZ 85721*  
 (Dated: November 13, 2018)

We show that photoassociation of fermionic atoms into bosonic molecules inside an optical lattice can be described using a Jaynes-Cummings Hamiltonian with a nonlinear detuning. Using this equivalence to the Jaynes-Cummings dynamics, we show how one can construct a micromaser for the molecular field in each lattice site.

PACS numbers: 03.75.Lm, 42.50.Pq, 03.75.Ss, 42.50.Ar

The recent experiment by Greiner *et al.* that produced a Mott-insulator transition in ultracold  $^{87}\text{Rb}$  confined in an optical lattice [1] has stimulated a great deal of interest in strongly correlated systems of ultracold atoms in optical lattices [2, 3]. At the same time, there has been a growing interest in the possibility of forming a molecular Bose-Einstein condensate (BEC) via either photoassociation [4, 5] or a Feshbach resonance. To date, experiments have demonstrated the formation of large numbers of molecules via photoassociation of an  $^{87}\text{Rb}$  BEC [6] and using a Feshbach resonance applied to an  $^{85}\text{Rb}$  BEC [7] and a degenerate Fermi gas of  $^{40}\text{K}$  [8].

These two lines of research have recently converged in theoretical proposals to photoassociate bosonic atoms in the Mott-insulator state into molecules [9, 10, 11, 12, 13]. Photoassociation in optical lattices offers distinct advantages over quasi-homogenous systems. In particular, one can obtain occupation numbers per lattice site that are of order unity, thereby minimizing the losses due to inelastic collisions. Secondly, the center-of-mass states of the atoms and molecules are restricted to the lowest energy Wannier state at each lattice site, thereby avoiding the difficulties associated with a multimode problem [14].

In this letter we extend this work to the case of fermionic atoms. Our central result is that as a consequence of Pauli statistics, this problem reduces mathematically within each lattice site to a situation almost identical to that of the familiar micromaser [15, 16] of quantum optics, the only significant difference resulting from the presence of an intrinsic nonlinearity in the case of matter-wave fields. It is well established that the radiation field generated in a micromaser exhibits a number of quantum mechanical features that are absent in normal lasers and masers. For example, micromasers exhibit strong sub-Poissonian statistics [17] and even the ability to dynamically generate Fock states [18]. Unlike lasers, which approach a classical coherent state far above threshold, micromasers undergo multiple phase transitions characterized by sharp changes in the photon statistics from sub-Poissonian to super-Poissonian [19]. These unique features find their origin in the “granular” nature of the radiation field, combined with the lack of noise, such as spontaneous emission, which washes out the effects of the quantum-mechanical atom-field dynamics in

conventional lasers.

The close analogy between the situation at hand and the micromaser therefore opens up exciting novel avenues to generate non-classical states of molecular fields and to study new types of *dynamical* quantum phase transitions in matter wave systems. More generally, it permits the extension of the numerous, well-established applications of cavity QED, to matter-wave optics. Of particular interest in this context is the fact that optical lattices automatically lead to the realization of an *array* of individually addressable molecular micromasers.

We proceed by giving a broad overview of the theory of molecular micromasers. We discuss under which conditions the problem of fermionic photoassociation in a lattice can be mapped to the micromaser problem, and then present some of the important physical implications of this result.

We consider a 2-D optical lattice in the  $xy$ -plane that confines fermionic atoms of mass  $m_f$  in two hyperfine states  $|1\rangle$  and  $|2\rangle$ . The atoms are coupled to a molecular boson of mass  $m_b = 2m_f$  via a two-photon stimulated Raman transition [4, 5, 6]. The optical lattice potential  $V_f$  seen by the atoms is  $V_f(\mathbf{r}) = \sum_{\xi=x,y} V_\xi^{(f)} \cos^2 k_\xi \xi + \frac{1}{2} \kappa_z^{(f)} z^2$  where  $V_\xi^{(f)} > 0$  and we have included a transverse confining potential along the  $z$ -axis. A similar potential, with  $f \rightarrow m$ , confines the molecules. We assume that the system is at zero temperature and that the filling factor — the number of fermions of each type that occupy every lattice site — is  $n_F \leq 1$  at all times. Hence the fermions only occupy the lowest Bloch band of the lattice. For deep lattices, for which the energy separation between the first and second Bloch bands is much greater than the atom-molecule interaction energy, the molecular state formed by photoassociation has likewise a center-of-mass wave function in the first Bloch band [9].

The Hamiltonian for the atom-molecule system in the first Bloch band of the lattice is  $\hat{H} = \sum_i (\hat{H}_{0i} + \hat{H}_{1i}) + \hat{H}_T$  where,

$$\begin{aligned} \hat{H}_{0i} &= \hbar(\omega_b + \delta)\hat{n}_{bi} + \hbar\omega_f(\hat{n}_{1i} + \hat{n}_{2i}) \\ &+ \hbar\frac{1}{2}U_b\hat{n}_{bi}(\hat{n}_{bi} - 1) + \hbar U_x\hat{n}_{bi}(\hat{n}_{1i} + \hat{n}_{2i}) + \hbar U_f\hat{n}_{1i}\hat{n}_{2i}, \end{aligned}$$

$$\hat{H}_{Ii} = \hbar\chi(t)b_i^\dagger c_{1,i}c_{2,i} + H.c., \quad (1)$$

and  $H_T$  accounts for tunnelling between lattice sites.

Here,  $b_i$  is the bosonic annihilation operator for molecules in the Wannier state of the lowest Bloch band centered at the lattice site  $i$ ,  $w_b(\mathbf{r}-\mathbf{r}_i)$ , and similarly,  $c_{\sigma,i}$  is the fermionic annihilation operator for state  $|\sigma\rangle$  with the Wannier wave function  $w_f(\mathbf{r}-\mathbf{r}_i)$ . The corresponding number operators  $\hat{n}_{bi} = b_i^\dagger b_i$  and  $\hat{n}_{\sigma i} = c_{\sigma,i}^\dagger c_{\sigma,i}$  have eigenvalues  $n_{bi}$  and  $n_{\sigma i}$ , respectively. The terms proportional to  $U_b$ ,  $U_x$ , and  $U_f$  describe the on-site two-body interactions between molecules, atoms and molecules, and atoms, respectively.

The interaction Hamiltonian,  $\hat{H}_{Ii}$ , describes the conversion of atoms into ground-state molecules via two-photon stimulated Raman photoassociation.  $\chi(t)$  is proportional to the far off-resonant two-photon Rabi frequency associated with two nearly co-propagating lasers with frequencies  $\omega_1$  and  $\omega_2$  [6]. Note also that the matter fields have been written in an interaction representation in which the molecular field is rotating at the frequency difference of the two lasers, so that  $\delta = \nu_m - (\nu_1 + \nu_2) - (\omega_1 - \omega_2)$  where  $\hbar\nu_\sigma$  and  $\hbar\nu_m$  are the internal energies of the atoms and molecules, respectively.

We assume in the following that the lattice is sufficiently deep that atomic tunnelling can be ignored during the time intervals  $\tau$  when the photoassociation lasers are on. We further assume that the molecules are in the Mott-Insulator state, for which tunnelling is completely suppressed for the duration of the experiment [3, 20]. This second assumption is essential in the realization of a molecular micromaser, but we emphasize that in the open system that we consider in the following, it does not imply that the molecules at a given site are constrained to be in a Fock state. Consistently with these assumptions, we ignore  $\hat{H}_T$  altogether in the following.

In the absence of intersite coupling, we need only consider the Hamiltonian  $\hat{h} = \hat{H}_{0i} + \hat{H}_{Ii}$  at a single lattice site. In what follows, we drop the lattice site label for notational clarity. We then proceed by introducing the mapping [21],

$$\begin{aligned} \sigma_- &= c_1 c_2, & \sigma_+ &= \sigma_-^\dagger = c_2^\dagger c_1^\dagger \\ \sigma_z &= c_1^\dagger c_1 + c_2^\dagger c_2 - 1 \end{aligned} \quad (2)$$

where  $\sigma_+ = |e\rangle\langle g|$  and  $\sigma_- = |g\rangle\langle e|$  are the raising and lowering operators for a fictitious two-state system, and  $\sigma_z = |e\rangle\langle e| - |g\rangle\langle g|$  is the population difference between its upper and lower states. Here,  $|e\rangle = c_2^\dagger c_1^\dagger |0\rangle$  and  $|g\rangle = |0\rangle$ . We note that this mapping only holds if  $c_1$  and  $c_2$  are fermionic operators, hence, our subsequent discussion would not hold for bosonic atoms. The mapping (2) allows us to reexpress  $\hat{h}$  exactly as,

$$\begin{aligned} \hat{h} &= \hbar(\omega_b + U_x)\hat{n}_b + \hbar(\omega_f + U_x\hat{n}_b)\sigma_z \\ &+ \hbar(\chi(t)b^\dagger\sigma_- + \chi^*(t)b\sigma_+) + \frac{\hbar}{2}U_b\hat{n}_b(\hat{n}_b - 1) \end{aligned} \quad (3)$$

where we have dropped constant terms and made the redefinitions  $\omega_b + \delta \rightarrow \omega_b$  and  $\omega_f + U_f/2 \rightarrow \omega_f$ .

In the limit  $U_b, U_x \rightarrow 0$ , this Hamiltonian reduces to the Jaynes-Cummings model of interaction between a quantized, single-mode electromagnetic field and a two-level atom. This model is a cornerstone of quantum optics [18]. Because it is exactly solvable, it permits the understanding of detailed aspects of the dynamics of light-matter interaction. The development of ultra-high Q cavities and cavity QED has led to the experimental realization of systems that closely approach the ideal situation of the Jaynes-Cummings model. Of particular relevance in the present context is the micromaser, which consists of an ultra high- $Q$  microwave cavity in which two-level atoms are injected one at a time.

The dynamics of the micromaser are governed by three mechanisms: the injection of a sequence of individual atoms from a very dilute atomic beam inside the microwave cavity, the Jaynes-Cummings interaction between these atoms and the cavity mode, and cavity dissipation, which can normally be neglected while an atom transits through the cavity, but that dominates the field dynamics in the intervals between atoms. A similar situation can be achieved in the present system: all that is required is to inject a sequence of pairs of fermionic atoms inside the lattice well, turn on the photoassociation lasers for some time interval  $\tau$  to introduce a Jaynes-Cummings-like dynamics — where the electromagnetic field mode is replaced by the molecular field — and finally turn off these fields for a time  $T$  and let dissipation take over. This sequence is then repeated to build up the molecular field. The close analogy with the micromaser makes it clear that this “molecular micromaser” can generate strongly nonclassical molecular fields, and, more generally, opens the way to “cavity atom optics.”

We now discuss the three key mechanisms that govern the “molecular micromaser” dynamics, starting with the Jaynes-Cummings-like evolution. For  $\chi = \text{const}$ , equation (3) can be solved just like the Jaynes-Cummings Hamiltonian within the two-state manifold  $\{|e, n_b\rangle, |g, n_b + 1\rangle\}$ . The dynamics is then in the form of quantized Rabi oscillations between the two states at the frequency

$$\mathcal{R}_{n_b} = \sqrt{[2\omega_f - \omega_b + (2U_x - U_b)n_b]^2 + 4|\chi|^2(n_b + 1)}. \quad (4)$$

In particular, if the system is initially prepared in the state  $|e, n_b\rangle$ , the probabilities for the system to be in the two states of the manifold after a time  $\tau$  are  $|c_{e,n_b}(\tau)|^2 = 1 - C_{n_b+1}(\tau)$  and  $|c_{g,n_b+1}(\tau)|^2 = C_{n_b+1}(\tau)$  where

$$C_n(\tau) = \frac{4|\chi|^2 n}{\mathcal{R}_{n-1}^2} \sin^2\left(\frac{1}{2}\mathcal{R}_{n-1}\tau\right).$$

Note that unless  $U_b = 2U_x$ , the detuning in  $\mathcal{R}_n$  depends on the number of molecules present and thus resonant Rabi oscillations are only possible for a single manifold.

The pump mechanism consists of continuously injecting pairs of fermionic atoms into each lattice site during the interval  $T$  when  $\chi = 0$ . This can be realized in a 2-D lattice by a beam of fermions incident on the lattice along the  $z$ -axis in internal states  $|f_\sigma\rangle$  that have polarizabilities opposite to those of  $|\sigma = 1, 2\rangle$ . This results in them seeing a repulsive instead of an attractive potential centered at  $z = 0$ . The energy of the incident beam is taken to be much less than the barrier height, so that tunnelling is negligible. Two lasers directed along the lattice can then be used to stimulate Raman transitions from the untrapped to the trapped states,  $|f_\sigma\rangle \rightarrow |\sigma\rangle$ . The coupling constants are then given by  $i\kappa_k = \int d^3\mathbf{r} e^{ikz} \Omega_2(\mathbf{r}) w_f^*(\mathbf{r}) / 2\sqrt{V}$  where  $\Omega_2$  is the two-photon Rabi frequency and  $V$  the normalization volume for the plane wave states of the incident beam [2].

For a broadband continuum of reservoir states, one can derive a Born-Markov master equation for the density matrix of the trapped fermions,

$$\begin{aligned} \left. \frac{\partial \rho(t)}{\partial t} \right|_{\text{pump}} &= -\frac{\Gamma}{2} \sum_{\sigma=1,2} (\bar{n} [c_\sigma c_\sigma^\dagger \rho - 2c_\sigma^\dagger \rho c_\sigma + \rho c_\sigma c_\sigma^\dagger] \\ &+ (1 - \bar{n}) [c_\sigma^\dagger c_\sigma \rho - 2c_\sigma \rho c_\sigma^\dagger + \rho c_\sigma^\dagger c_\sigma]) \end{aligned} \quad (5)$$

where  $\bar{n}$  is the number of incident fermions with energy  $\hbar k^2/2m_f = \omega_f$  and the ‘‘pumping rate’’  $\Gamma = 2\pi|\kappa(\omega_f)|^2 D(\omega_f)$  with  $D(\omega)$  being the density of states for the plane waves [22]. In order to pump the lattice site with fermions we take  $\bar{n} = 1$ . Since the two fermionic species evolve independently in Eq. (5), we can express their density matrix as the tensor product of the density operator for each species,  $\rho^{(1)}(t) \otimes \rho^{(2)}(t)$ . Eq. (5) then has the solution  $\rho_{0,0}^{(\sigma)}(t) = \exp(-\Gamma t) \rho_{0,0}^{(\sigma)}(0)$  and  $\rho_{1,1}^{(\sigma)}(t) = 1 - \rho_{0,0}^{(\sigma)}(0) \exp(-\Gamma t)$  where  $\rho_{0,0}^{(\sigma)} = \langle 0 | \rho^{(\sigma)} | 0 \rangle$  and  $\rho_{1,1}^{(\sigma)} = \langle 0 | c_\sigma \rho^{(\sigma)} c_\sigma^\dagger | 0 \rangle$ . For  $\Gamma t \gg 1$ ,  $\rho_{1,1}^{(\sigma)}(t) = 1$ , i. e. the fermions are in the state  $|e\rangle = c_2^\dagger c_1^\dagger |0\rangle$  with unit probability.

Finally, the damping of the molecular mode is described via a phenomenological master equation that includes the dominant loss mechanisms. They include in particular three-body inelastic collisions between a molecule and two atoms in which the atoms form a dimer with the resultant loss of the atoms and molecule. This occurs at a rate  $\gamma_3 \sim \hbar a_f^4 / m_f (\ell_x^{(f)} \ell_y^{(f)} \ell_z^{(f)})^2$  where  $a_f$  is the atomic scattering length and  $\ell_\xi^{(f)}$  the characteristic spatial extent of  $w_f(\mathbf{r})$  along the three axes [23, 24]. Another loss mechanism is spontaneous emission from the molecular excited state from which the optical lattice and photoassociation beams are detuned. When  $\chi(t) = 0$ , these losses are due solely to scattering of lattice photons. This gives a rate  $\gamma_1 \approx \gamma_e \omega^{(b)} / 4|\Delta|$  for a blue detuned lattice, using a harmonic approximation for the optical potential at the lattice nodes. Here  $\gamma_e$  is the excited state linewidth and  $\Delta$  the detuning from the excited state. The contribution to the master equation due

to both loss mechanisms is

$$\left. \frac{\partial \rho(t)}{\partial t} \right|_{\text{loss}} = -\frac{\gamma_1}{2} [b^\dagger b \rho - b \rho b^\dagger] - \frac{\gamma_3}{2} [B^\dagger B \rho - B \rho B^\dagger] + H.c. \quad (6)$$

where  $B = b c_1 c_2 = b \sigma_-$  [24]. For molecules created in their rotational-vibrational ground state, we can ignore losses due to rotationally or vibrationally inelastic collisions between molecules, or between atoms and molecules [5].

In the limit of strong pumping,  $\Gamma \gg \gamma_{1,3}$ , the atoms reach their steady state before the state of the molecules has noticeably changed. We can then replace Eq. (6) with a coarse-grained master equation valid for time intervals much larger than  $\Gamma^{-1}$ . To do this we substitute the steady-state values of Eq. (5) into the density operator,  $\rho(t) = \rho^{(b)}(t) \otimes |e\rangle\langle e|$  where  $\rho^{(b)}$  is the molecular density operator, and then trace over the states of the atoms in Eq. (6). This yields finally

$$\frac{\partial \rho^{(b)}(t)}{\partial t} = -\frac{1}{2} \gamma [b^\dagger b \rho^{(b)} - 2b \rho^{(b)} b^\dagger + \rho^{(b)} b^\dagger b] \equiv \mathcal{L}[\rho^{(b)}]$$

where  $\gamma = \gamma_1 + \gamma_3$ . We note that for  $a_f \sim 100a_0$  and  $m_f \sim 10a.m.u.$  one has  $\gamma_3^{-1} \sim 10s$  while  $\gamma_1^{-1} \sim 1s$  for a detuning of 10000 line widths and  $\omega^{(b)} \sim 2\pi \times 10^4 s^{-1}$ .

Just like in micromaser theory, the weak damping of the molecular mode allows us to assume that during the intervals  $\tau$  of photoassociation the evolution is unitary and given by  $\hat{h}$ . Since  $\tau \sim 1/\sqrt{n+1}|\chi|$  for complete Rabi oscillations to occur in the presence of  $n$  molecules, this implies that the photoassociation fields must satisfy  $\sqrt{n+1}|\chi| \gg \gamma_{1,3}$ . The resulting molecular density operator is then

$$\rho^{(b)}(t_l + \tau) = \text{Tr}_{\text{atoms}} [e^{-i\hat{h}\tau} \rho(t_l) e^{i\hat{h}\tau}] \equiv F(\tau)[\rho(t_l)] \quad (7)$$

where  $t_l = l(T + \tau)$  for  $l = 0, 1, 2, \dots$ . In order to determine  $F(\tau)$  explicitly, we recall that at the end of each interval  $T$  every lattice site is occupied by a pair of fermions with unit probability for  $\Gamma T \gg 1$ . Since the fermions are uncorrelated with the state of the molecules already present, the reduced density matrix at  $t_l + \tau$  is then  $\rho^{(b)}(t_l + \tau) = \sum_n p_n(t_l + \tau) |n\rangle\langle n|$  where  $p_n(t_l + \tau) = [1 - C_{n+1}(\tau)] p_n(t_l) + C_n(\tau) p_{n-1}(t_l)$ . Here  $p_n = \langle n | \rho^{(b)} | n \rangle$  and we have assumed that  $\rho^{(b)}$  is initially diagonal in the number state basis.

The formal solution for the molecular density operator is then  $\rho^{(b)}(t_{l+1}) = \exp(\mathcal{L}T) F(\tau) \rho^{(b)}(t_l)$ . We note that  $T$  is controlled by the timing of the photoassociation beams, in contrast to conventional micromasers where  $T$  corresponds to the arrival times of the atoms and is therefore normally a random variable.

The steady-state molecular field is given by the return map condition  $\bar{\rho}^{(b)} = \rho^{(b)}(t_{l+1}) = \rho^{(b)}(t_l)$ . If the interval  $T$  is such that  $\Gamma^{-1} \ll T \ll \gamma^{-1}$ , we can expand the exponential in the formal solution to lowest order in  $\mathcal{L}$ .

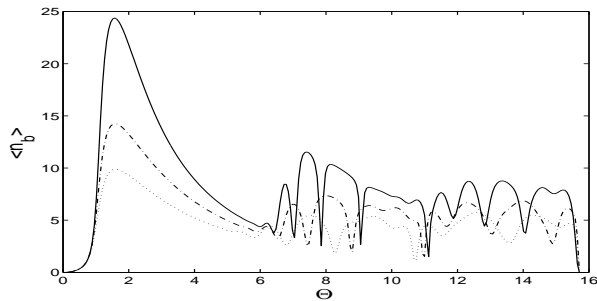


FIG. 1: Average number of molecules,  $\langle n_b \rangle$ , versus  $\Theta$  for  $N_{ex} = 25$ ,  $\eta = 0$ , and  $\beta^2 = 0$  (solid line),  $0.05$  (dashed dot),  $0.15$  (dotted line).

The steady-state condition is then  $\mathcal{L}[\bar{\rho}^{(b)}] = T^{-1}(1 - F(\tau))\bar{\rho}^{(b)}$ , which has the same form as the steady state solution of the micromaser if one identifies  $T^{-1}$  with the rate at which atoms are injected into the cavity [15]. The steady state solution in the number-state basis is,

$$\bar{p}_n = \bar{p}_0 \prod_{l=1}^n \frac{C_l(\tau)}{\gamma T l} \quad (8)$$

where  $\bar{p}_n$  is the probability of having  $n$  molecules and  $\bar{p}_0$  is determined by the conservation of probability,  $\sum_n \bar{p}_n = 1$ . Eq. (8) has the same form as the zero-temperature micromaser photon statistics, except that  $C_l(\tau)$  contains an  $l$ -dependent detuning in  $\mathcal{R}_l$  resulting from the two-body interactions.

Figures 1 through 3 highlight important features of the molecule statistics as a function of  $N_{ex} = 1/\gamma T$ , the number of pumping cycles per lifetime of the molecules, and of the dimensionless strength for the nonlinear detuning  $\beta = (2U_x - U_b)/2|\chi|$ . The micromaser pump parameter is given by  $\Theta = (N_{ex})^{1/2}\chi\tau$ . Figure 1 shows the average number of molecules at each site,  $\langle \hat{n}_b \rangle$ , as a function of  $\Theta$  for the linear resonance condition,  $\eta \equiv (2\omega_f - \omega_b)/2|\chi| = 0$ . We see that the lasing threshold is not affected by the nonlinear detuning and occurs at  $\Theta \approx 1$ . However, above threshold  $\langle \hat{n}_b \rangle$  is strongly suppressed as  $\beta$  is increased. This is because the effective detuning between the fermion atom pairs and molecules increases with increasing molecule number due to the self-phase modulation of the molecules,  $U_b \hat{n}_b (\hat{n}_b - 1)$ , and the AC Stark shift of the atoms,  $U_x \hat{n}_b \sigma_z$ . For  $\beta > 0 (< 0)$  this can be compensated for by choosing a finite negative (positive) detuning,  $\eta < 0 (> 0)$ , as shown in Fig. 2.

Figure 3 shows the Mandel  $Q$  parameter,  $Q = (\langle \hat{n}_b^2 \rangle - \langle \hat{n}_b \rangle^2) / \langle \hat{n}_b \rangle - 1$ . Just above threshold, the molecule distribution is strongly super-Poissonian ( $Q > 0$ ) and then become sub-Poissonian ( $Q < 0$ ) until  $\Theta \approx 2\pi$  after which  $Q$  shows very sharp oscillations. We note that the number fluctuations decrease with increasing  $|\beta|$  and show smaller super-Poissonian peaks. The sharp resonances in  $Q$  and  $\langle \hat{n}_b \rangle$  for large  $\Theta$  are attributable

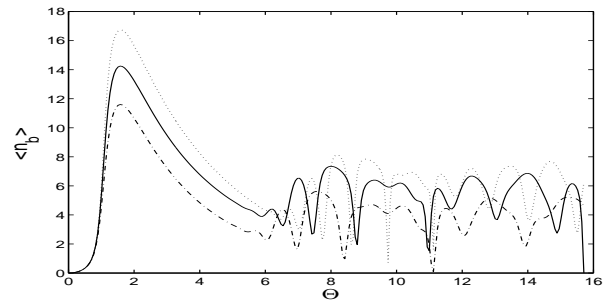


FIG. 2:  $\langle n_b \rangle$  versus  $\Theta$  for  $N_{ex} = 25$  and  $\beta = \sqrt{0.05}$  for  $\eta = 0$  (solid line),  $+1$  (dashed dot),  $-1$  (dotted line).

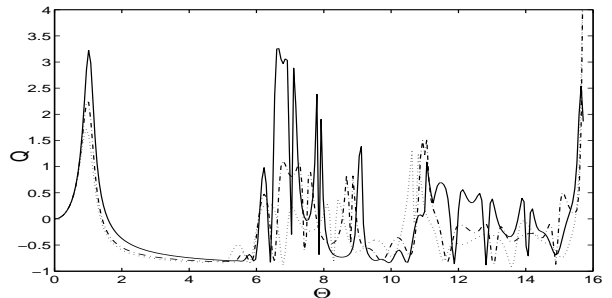


FIG. 3:  $Q$  versus  $\Theta$  for  $N_{ex} = 25$ ,  $\eta = 0$ , and  $\beta^2 = 0$  (solid line),  $0.05$  (dashed dot),  $0.15$  (dotted line).

to downward trapping states [18]. Unlike the conventional micromaser, there is no thermal noise present in the damping of the molecular field. If we replace  $\mathcal{L}[\rho^{(b)}]$  with the master equation for coupling to a finite temperature bath with a thermal occupation of  $\bar{n}_b$ , then the rapid fluctuations in  $Q$  are averaged out.

In conclusion, we have examined the photoassociation of fermionic atoms into bosonic molecules and shown that the dynamics can be described by an effective Jaynes-Cummings Hamiltonian with a nonlinear detuning resulting from the two body elastic interactions of the molecules. We have also presented the theory of a molecular micromaser.

This work is supported in part by the US Office of Naval Research, by the NSF, by the US Army Research Office, by NASA, and by the Joint Services Optics Program. C. P. S. would like to thank B. P. Anderson for helpful discussions.

- 
- [1] Markus Greiner *et al.*, Nature **415**, 39 (2002).
  - [2] D. Jaksch *et al.* Phys. Rev. Lett. **81**, 3108 (1998).
  - [3] D. van Oosten, P. van der Straten, and H. T. C. Stoof, Phys. Rev. A **63**, 053601 (2001).
  - [4] P. S. Julienne *et al.*, Phys. Rev. A **58**, R797 (1998).
  - [5] D. J. Heinzen *et al.*, Phys. Rev. Lett. **84**, 5029 (2000).
  - [6] Roahn Wynar *et al.*, Science **287**, 1016 (2000).

- [7] E. A. Donley *et al.*, Nature **417**, 529 (2002).
- [8] C. A. Regal *et al.*, cond-mat/0305028.
- [9] D. Jaksch *et al.*, Phys. Rev. Lett. **89**, 040402 (2002).
- [10] B. Damski *et al.*, Phys. Rev. Lett. **90**, 110401 (2003).
- [11] M. G. Moore and H. R. Sadeghpour, Phys. Rev. A **67**, 041603(R) (2003).
- [12] Klaus Molmer, Phys. Rev. Lett. **90**, 110403 (2003).
- [13] T. Esslinger and K. Molmer, Phys. Rev. Lett. **90**, 160406 (2003).
- [14] K. Goral *et al.*, Phys. Rev. Lett. **86**, 1397 (2001).
- [15] P. Filipowicz *et al.*, Phys. Rev. A **34**, 3077 (1986).
- [16] D. Meschede *et al.*, Phys. Rev. Lett. **54**, 551 (1985).
- [17] G. Rempe *et al.* Phys. Rev. Lett. **64**, 2783 (1990).
- [18] M. O. Scully and M. S. Zubiary, "Quantum Optics" (Cambridge University Press, Cambridge, UK, 1997).
- [19] A. M. Guzman *et al.*, Phys. Rev. A **40**, 2471 (1989).
- [20] A. Albus *et al.*, cond-mat/0304223.
- [21] P. W. Anderson, Phys. Rev. **112**, 1900 (1958).
- [22] C. P. Search *et al.*, Phys. Rev. A **66** 043616 (2002).
- [23] P. O. Fedichev *et al.*, Phys. Rev. Lett. **77**, 2921 (1996).
- [24] Michael W. Jack, Phys. Rev. Lett. **89**, 140402 (2002).