

Calculation of the persistence length of a flexible polymer chain with short range self-repulsion

Lothar Schäfer* and Knut Elsner

Universität Duisburg-Essen – Standort Essen –

Universitätsstr. 5, 45117 Essen, Germany

(Dated: July 14, 2003)

Abstract

For a self-repelling polymer chain consisting of n segments we calculate the persistence length $L(j, n)$, defined as the projection of the end-to-end vector on the direction of the j^{th} segment. This quantity shows some pronounced variation along the chain. Using the renormalization group and ϵ -expansion we establish the scaling form and calculate the scaling function to order ϵ^2 . Asymptotically the simple result $L(j, n) \approx \text{const} (j(n-j)/n)^{2\nu-1}$ emerges for dimension $d = 3$. Also outside the excluded volume limit $L(j, n)$ is found to behave very similar to the swelling factor of a chain of length $j(n-j)/n$. We carry through simulations which are found to be in good accord with our analytical results. For $d = 2$ both our and previous simulations as well as theoretical arguments suggest the existence of logarithmic anomalies.

*E-mail: lsphy@theo-phys.uni-essen.de

I. INTRODUCTION

In solution a long flexible polymer chain takes a random, coil-like configuration. Many properties of these coils adequately are described by a simple model, where the chain is taken as a linear sequence of n structureless segments $\mathbf{s}_j = \mathbf{r}_j - \mathbf{r}_{j-1}$, with vectors \mathbf{r}_j ($j = 0, \dots, n$), giving the positions of the endpoints of the segments in d -dimensional space. In such models the chemical microstructure of the polymer is absorbed into a few parameters like the mean squared segment size $\ell^2 \approx \langle \mathbf{s}_j^2 \rangle$ or the excluded volume u_0 , which measures the interaction among the segments. For $u_0 > 0$ long chains are swollen compared to a noninteracting random flight chain, and it is this ‘excluded volume region’, which will be considered here. We will discuss the influence of the excluded volume on the persistence length, which measures the range over which the chain configuration on average remembers the direction of a specific segment. It is defined [1] as the projection of the end-to-end vector $\mathbf{r}_n - \mathbf{r}_0$ on segment vector \mathbf{s}_j :

$$L(j, n) = \frac{\langle \mathbf{s}_j \cdot (\mathbf{r}_n - \mathbf{r}_0) \rangle}{\sqrt{\langle \mathbf{s}_j^2 \rangle}} . \quad (1.1)$$

Here the pointed brackets denote the thermodynamic average. We note that often the persistence length is identified with $L(1, n)$, i.e. with the projection on the first segment. We here use the more general definition (1.1), since the position along the chain of the distinguished segment \mathbf{s}_j will turn out to be an essential variable. Indeed, $L(j, n)$, varies considerably along the chain. Close to the chain ends ($j/n \rightarrow 0$ or 1 , respectively) it is a nonuniversal, microscopic quantity, whereas in the critical limit ($n \rightarrow \infty$, $0 < j/n < 1$, fixed) it becomes a universal macroscopic observable of the excluded volume coil.

A microscopic, nonuniversal persistence length is an important parameter of the model of a ‘worm like’ chain [1], where bond-angle constraints correlate the directions of subsequent segments, but no excluded volume interactions among segments spaced a large distance along the chain exist. In that model the persistence length is a measure of the local stiffness of the chain and asymptotically becomes independent of the chain length n . The concept of a persistence length also plays a prominent role in theories of polyelectrolyte solutions. Here the persistence length refers to an underlying worm-like chain model, and various definitions including also $L(j, n)$, Eq. (1.1), are used. (See Refs. [2, 3, 4] for recent work and a compilation of literature relevant to this topic.) All this work treats the persistence

length as a more local quantity, independent of chain length. Excluded volume effects are neglected.

If we take the excluded volume into account, we easily see that the persistence length, as defined in Eq. (1.1), cannot be independent of chain length. Rather it must show power law behavior as function of n . This follows from a sum rule, relating $L(j, n)$ to the mean-squared end-to-end distance

$$R_e^2(n) = \langle (\mathbf{r}_n - \mathbf{r}_0)^2 \rangle . \quad (1.2)$$

Taking $\langle \mathbf{s}_j^2 \rangle = \text{const}$, which should be a very good approximation, we immediately find

$$\sum_{j=1}^n L(j, n) \sim R_e^2(n) \sim n^{2\nu} , \quad (1.3)$$

implying

$$L(j, n) \sim n^{2\nu-1} . \quad (1.4)$$

This result should be valid in the excluded volume limit of long self-repelling chains. Since $\nu > 1/2$ ($\nu \approx 0.588$ for $d = 3$), this shows that $L(j, n)$ is a critical quantity, diverging with increasing chain length. It thus is somewhat surprising that it has not found much attention among workers concerned with the excluded volume problem. We are aware of only three papers [5, 6, 7], where $L(j = 1, n)$ is calculated for self avoiding lattice walks, using exact enumeration or Monte Carlo methods. Most results given there are for two-dimensional lattices, where the results suggest that $L(1, n)$ diverges logarithmically [6, 7] or with a very small power [5] of n . On the cubic lattice $L(1, n)$ seems to tend to a constant [7]. In view of the sum rule (1.3) these results immediately imply that $L(j, n)$ must be strongly dependent on j , as stressed above.

In the present work we use renormalized perturbation theory to calculate $L(j, n)$ for a chain with short range self-repulsion. We concentrate on the dependence on segment index j , where in three dimensions we will find a surprisingly simple asymptotic behavior. In two dimensions, however, the behavior of $L(j, n)$ is more complicated, and our results support the existence of logarithmic anomalies. For reasons explained later we in our calculation go to second order in the renormalized coupling constant (two loop). We furthermore compare our results to simulation data for chains up to length $n = 2000$ on a cubic lattice. Simulation results for a square lattice are also given. Our analysis is an extension of our previous work [8] on the correlation function $\langle \mathbf{s}_{j_1} \cdot \mathbf{s}_{j_2} \rangle$ of individual segment directions.

This paper is organized as follows. In Sect. II we define the model and introduce the general structure of perturbation theory. In Sect. III we evaluate $L(j, n)$ to two loop order. The one loop result is analyzed with the help of a crossover formalism suggested by a blob picture. Such an approach is known [9] to yield good results for a large variety of observables for dilute or semidilute polymer solutions. The two loop calculation, evaluated in strict ϵ -expansion ($\epsilon = 4 - d$), serves to support the assumptions implicit in the crossover model. In Sect. IV we compare our results to our simulations in three dimensions and also discuss the logarithmic anomalies showing up in $d = 2$. Sect. V summarizes our results.

II. THE MODEL

Our model has been presented in detail in Refs. [8, 9], and we here briefly recall the essential features.

As mentioned in the introduction, we describe the chain configuration by the set of vectors \mathbf{r}_j ($j = 0, \dots, n$). The energy is written as

$$\frac{H}{k_B T} = \mathcal{V}_0 + \mathcal{V}_2 \quad , \quad (2.1)$$

where

$$\mathcal{V}_0 = \sum_{j=1}^n \frac{(\mathbf{r}_j - \mathbf{r}_{j-1})^2}{4\ell_0^2} \quad (2.2)$$

incorporates the connectivity of the chain, and

$$e^{-\mathcal{V}_2} = \prod'_{j < j'} \left[1 - (4\pi\ell_0^2)^{d/2} \beta_e \delta^d(\mathbf{r}_j - \mathbf{r}_{j'}) \right] \quad (2.3)$$

represents the excluded volume interaction among the segments. Here the excluded volume is written as $u_0 = (4\pi\ell_0^2)^{d/2} \beta_e$, introducing the dimensionless excluded volume parameter β_e . The microscopic length scale ℓ_0 governs the segment size. In relation to more microscopic models it incorporates all microstructure effects usually addressed as intrinsic stiffness of the chain. For $\beta_e = 0$ one finds

$$\langle \mathbf{s}_j^2 \rangle_0 = 2d\ell_0^2 \quad . \quad (2.4)$$

In Eq. (2.3) the prime at the product indicates that in multiplying out we omit all terms in which some vector \mathbf{r}_j occurs more than once.

To calculate $L(j, n)$ we define a generating functional

$$\mathcal{Z}(\mathbf{q}, \mathbf{h}) = \frac{(4\pi\ell_0^2)^{d/2}}{\Omega} \int_{\Omega} \mathcal{D}[\mathbf{r}] e^{-\nu_0 - \nu_2} e^{\mathbf{h} \cdot \mathbf{s}_j + i\mathbf{q}(\mathbf{r}_n - \mathbf{r}_0)} \quad , \quad (2.5)$$

$$\mathcal{D}[\mathbf{r}] = \prod_{j=0}^n \frac{d^d r_j}{(4\pi\ell_0^2)^{d/2}} \quad , \quad (2.6)$$

where Ω denotes the volume of the system. The normalizing factors are chosen such that the partition function

$$Z(n) = \mathcal{Z}(0, 0) \quad (2.7)$$

reduces to $Z(n) = 1$ for a noninteracting system ($\beta_e = 0$). From $\mathcal{Z}(\mathbf{q}, \mathbf{h})$ we can calculate the (not normalized) persistence length as

$$\hat{L}(j, n) = \langle \mathbf{s}_j \cdot (\mathbf{r}_n - \mathbf{r}_0) \rangle = \frac{1}{Z(n)} (-i \nabla_{\mathbf{q}} \cdot \nabla_{\mathbf{h}}) \mathcal{Z}(\mathbf{q}, \mathbf{h}) \Big|_{\mathbf{q}=\mathbf{0}=\mathbf{h}} \quad . \quad (2.8)$$

The generating functional (2.5) is evaluated by expanding the product (2.3) in powers of β_e . The individual contributions can be represented by diagrams in which the polymer is drawn as a straight line and the excluded volume interaction is represented by broken lines ('vertices'), connecting pairs of special points which correspond to the interacting segments (j_α, j_β) (see, e.g. Fig. 2). Parts of the polymer line connecting two consecutive special points will be addressed as propagator lines, labeled by some 'momentum' variable \mathbf{k} . Momentum conservation holds for each vertex. The chain ends 0, n represent special points closing propagator lines of momentum \mathbf{q} or $-\mathbf{q}$, respectively.

In evaluating a diagram each broken line stands for a factor $-(4\pi\ell_0^2)^{d/2} \beta_e$, and a propagator line of momentum \mathbf{k} connecting special points $j_\alpha < j_\beta$ stands for $\exp(-\mathbf{k}^2 \ell_0^2 (j_\beta - j_\alpha))$. Internal momenta are integrated over all space:

$$\int \frac{d^d k}{(2\pi)^d} \dots \equiv \int_{\mathbf{k}} \dots \quad ,$$

and the segment labels of the special points are summed from 1 to $n - 1$, respecting their ordering along the chain.

With these rules we can evaluate $\mathcal{Z}(\mathbf{q}, 0)$. The derivative $\nabla_{\mathbf{h}}|_0 \mathcal{Z}(\mathbf{q}, \mathbf{h})$ involves a further vertex, drawn as a stroke through segment j in the polymer line. It arises from the differentiation $\nabla_{\mathbf{h}}|_0$ and yields a factor $2i\ell_0^2 \mathbf{k}$, with \mathbf{k} being the internal momentum flowing into

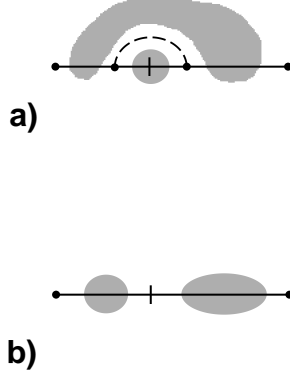


FIG. 1: Classes of diagrams discussed in the text. The grey blobs stand for any number of interactions.

$$\begin{aligned}
 Z(n) = & 1 + \text{---} \cdot \text{---} \cdot \text{---} \cdot \text{---} + \text{---} \cdot \text{---} \cdot \text{---} \cdot \text{---} \cdot \text{---} \\
 & + \text{---} \cdot \text{---} \cdot \text{---} \cdot \text{---} + \text{---} \cdot \text{---} \cdot \text{---} \cdot \text{---} + O(\beta_e^3) \\
 \text{a)} & \\
 & \text{---} \cdot \vec{q} \cdot \vec{q} + \vec{k}_1 \cdot \vec{q} + \vec{k}_1 \cdot \vec{q} + \vec{k}_1 + \vec{k}_2 \cdot \vec{q} + \vec{k}_2 \cdot \vec{q} + \vec{q} \cdot \vec{q} \\
 & + \text{---} \cdot \text{---} \cdot \text{---} \cdot \text{---} + \text{---} \cdot \text{---} \cdot \text{---} \cdot \text{---} + O(\beta_e^3) \\
 \text{b)} &
 \end{aligned}$$

FIG. 2: a) Diagrammatic expansion of $Z(n)$ b) Diagrams contributing to $Z(n) \hat{L}^{(\text{irr})}$

that special point. The segment index j is not summed over. An explicit example for the application of these rules is given below.

In evaluating $\hat{L}(j, n)$ (Eq. 2.8), the contribution of each diagram of the general structure of Fig. 1a vanishes. Here \mathbf{s}_j is part of a polymer loop closed by the explicitly drawn interaction. The loop does not interact with the remainder of the chain and therefore the direction of \mathbf{s}_j is not correlated with $\mathbf{r}_n - \mathbf{r}_0$. Diagrams of the structure shown in Fig. 1b yield a very simple contribution. Due to momentum conservation the momentum flowing into the stroke is \mathbf{q} , and under the operator $-i \nabla_{\mathbf{q}}|_0$ the total contribution of all such diagrams yields

$2d\ell_0^2 Z(j) Z(n-j)$. We thus find a ‘reducible’ contribution

$$\hat{L}^{(\text{red})}(j, n) = 2d\ell_0^2 \frac{Z(j) Z(n-j)}{Z(n)} . \quad (2.9)$$

Up to order β_e^2 the diagrams for $Z(n)$ are shown in Fig. 2a. The remaining ‘irreducible’ contributions $\hat{L}^{(\text{irr})}(j, n)$ are at least of order β_e^2 , as shown in Fig. 2b. To exemplify the application of the evaluation rules we write down the contribution to $\hat{L}^{(\text{irr})}(j, n)$ of the explicitly labeled diagram:

$$\begin{aligned} & (4\pi\ell_0^2)^d \beta_e^2 2\ell_0^2 \nabla_q \Big|_0 \sum_{j_1=1}^{j-1} \sum_{j < j_2 < j_3 < j_4 < n} \int \int_{\mathbf{k}_1 \mathbf{k}_2} \\ & e^{-\mathbf{q}^2 \ell_0^2 j_1} e^{-(\mathbf{q}+\mathbf{k}_1)^2 \ell_0^2 (j-j_1)} (\mathbf{q} + \mathbf{k}_1) e^{-(\mathbf{q}+\mathbf{k}_1)^2 \ell_0^2 (j_2-j)} \\ & e^{-(\mathbf{q}+\mathbf{k}_1+\mathbf{k}_2)^2 \ell_0^2 (j_3-j_2)} e^{-(\mathbf{q}+\mathbf{k}_2)^2 \ell_0^2 (j_4-j_3)} e^{-\mathbf{q}^2 \ell_0^2 (n-j_4)} = 2d\ell_0^2 \beta_e^2 D_1(j) \end{aligned} \quad (2.10)$$

$$D_1(j) = \sum_{j_1=1}^{j-1} \sum_{j < j_2 < j_3 < j_4 < n} \frac{(j_3 - j_2)(j_4 - j_3)}{[(j_4 - j_2)(j_3 - j_1) - (j_3 - j_2)^2]^{1+d/2}} . \quad (2.11)$$

The second diagram of Fig. 2b yields $2d\ell_0^2 \beta_e^2 D_2(j)$, where

$$D_2(j) = - \sum_{0 < j_1 < j_2 < j} \sum_{j < j_3 < j_4 < n} \frac{(j_2 - j_1)(j_4 - j_3)}{[(j_4 - j_2)(j_3 - j_1) - (j_3 - j_2)^2]^{1+d/2}} , \quad (2.12)$$

whereas the last diagram results from the first one by reflection of the chain ($j \rightarrow n-j$). We thus find

$$\hat{L}^{(\text{irr})}(j, n) = 2d\ell_0^2 \beta_e^2 [D_1(j) + D_2(j) + D_1(n-j)] + \mathcal{O}(\beta_e^3) . \quad (2.13)$$

Now it is clear that only the irreducible diagrams yield new contributions specific for the persistence length. It is for this reason that we evaluated $\hat{L}(j, n)$ including order β_e^2 .

III. CALCULATION OF $\hat{L}(j, n)$

A. First order unrenormalized perturbation theory

In order β_e only the first diagram in Fig. 2a contributes:

$$\begin{aligned} Z(n) &= 1 - (4\pi\ell_0^2)^{d/2} \beta_e \sum_{0 < j_1 < j_2 < n} \int_{\mathbf{k}} e^{-\mathbf{k}^2 \ell_0^2 (j_2-j_1)} + \mathcal{O}(\beta_e^2) \\ &= 1 - \beta_e \sum_{0 < j_1 < j_2 < n} (j_2 - j_1)^{-d/2} + \mathcal{O}(\beta_e^2) . \end{aligned} \quad (3.1)$$

Substituting this result into Eq. (2.9) for $\hat{L}^{\text{red}}(j, n)$ we find

$$\hat{L}(j, n) = 2d\ell_0^2 [1 + \beta_e R_1(j) + \mathcal{O}(\beta_e^2)] \quad , \quad (3.2)$$

$$R_1(j) = \sum_{j_1=1}^{j-1} \sum_{j_2=j+1}^{n-1} (j_2 - j_1)^{-d/2} \quad . \quad (3.3)$$

For $\epsilon = 4 - d > 0$ the summations in R_1 can be approximated by integrals, which implies that we take the limit of a continuous chain. This yields

$$\frac{\hat{L}(j, n)}{2d\ell_0^2} = 1 + \beta_e n^{\epsilon/2} \frac{4}{\epsilon(2-\epsilon)} \left[\bar{j}^{\epsilon/2} + (1-\bar{j})^{\epsilon/2} - 1 \right] + \mathcal{O}(\beta_e^2) \quad , \quad (3.4)$$

where we introduced the notation

$$\bar{j} = \frac{j}{n} \quad . \quad (3.5)$$

The result (3.4) is correct for $n \gg 1$, up to terms of relative order $1/n$ neglected in the continuous chain limit.

B. Renormalization

Renormalization exploits the fact that for $n \gg 1$ the microstructure becomes unimportant and physical observables are invariant under a change of ℓ_0 , compensated by an appropriate change of β_e and n . The theory has often been explained in the literature, and we here use the formulation of Refs. [8, 9].

We introduce a renormalized length scale

$$\ell_R = \frac{\ell_0}{\lambda} \quad , \quad (3.6)$$

and we define the renormalized coupling u and the renormalized chain length n_R by the formal relations

$$\beta_e = \lambda^\epsilon u Z_u(u) \quad , \quad (3.7)$$

$$n = \lambda^{-2} n_R Z_n(u) \quad . \quad (3.8)$$

The ratio $\bar{j} = j/n$ is invariant under renormalization. The parameter λ obeys the inequality $0 < \lambda < 1$, but otherwise is arbitrary. The renormalization factors Z_u and Z_n are chosen to absorb the poles in ϵ , which show up in expressions like Eq. (3.4). In the continuous chain limit implicit in the evaluation of segment summations as integrals, these poles carry the

information on the microstructure. Within the scheme of minimal subtraction the renormalization factors up to the order needed here are found as

$$Z_u(n) = \frac{1}{2} \left(1 + \frac{4}{\epsilon} u + \mathcal{O}(u^2) \right) , \quad (3.9)$$

$$Z_n(u) = 1 - \frac{u}{\epsilon} - \left(\frac{3}{2\epsilon^2} - \frac{5}{8\epsilon} \right) u^2 + \mathcal{O}(u^3) . \quad (3.10)$$

The renormalization factors have been calculated to higher orders in u , and very accurate expressions for the logarithmic derivatives $\partial \ln u / \partial \ln \lambda$, $\partial \ln Z_n / \partial \ln \lambda$ have been derived, known as renormalization group flow equations (see e.g. Ref. [10]). For $\lambda \rightarrow 0$, which corresponds to the excluded volume limit of long self-repelling chains, the renormalized coupling tends to a fixed point u^* . With our convention one finds

$$u^* = 0.364 , \quad (d = 3) . \quad (3.11)$$

We also will need the ϵ -expansion

$$u^* = \frac{\epsilon}{4} + \frac{21}{128} \epsilon^2 + \mathcal{O}(\epsilon^3) . \quad (3.12)$$

Integrating the flow equations one derives the renormalization group mapping from bare to renormalized parameters. In terms of a normalized coupling

$$f = \frac{u}{u^*} \quad (3.13)$$

it reads

$$\ell_R = f |1 - f|^{-1/\omega} H_u(f) s_\ell , \quad (3.14)$$

$$n_R = f^{-2} |1 - f|^{1/(\nu\omega)} \frac{H(f)}{H_u^2(f)} s_n n . \quad (3.15)$$

Here $s_\ell = \ell_0 \bar{s}_\ell(\beta_e)$, $s_n = s_n(\beta_e)$ are integration constants, which contain the dependence on the bare parameters ℓ_0 , β_e . In practice they are to be taken as microscopic fit parameters. ω and ν are critical exponents, which in three dimensions take the values

$$\nu \approx 0.588 ; \quad \omega \approx 0.80 . \quad (3.16)$$

We below also will need the ϵ -expansion of ν :

$$\nu = \frac{1}{2} + \frac{\epsilon}{16} + \frac{15}{512} \epsilon^2 + \mathcal{O}(\epsilon^3) . \quad (3.17)$$

Finally, the functions $H_u(f)$ and $H(f)$ within the accuracy of the mapping can be parameterized as

$$H_u(f) = (1 + 0.824f)^{0.25} \quad , \quad (3.18)$$

$$H(f) = 1 - 0.005f - 0.028f^2 + 0.022f^3 \quad . \quad (3.19)$$

So far we just recalled some general results of renormalization group theory. We now turn to the renormalization of the persistence length. The sum rule (1.3) indicates that $n\hat{L}(j, n) \sim \langle (\mathbf{r}_n - \mathbf{r}_0)^2 \rangle$. Since $R_\epsilon^2(n) = \langle (\mathbf{r}_n - \mathbf{r}_0)^2 \rangle$ is an observable, invariant under the renormalization group, this suggests to define the renormalized persistence length as

$$L_R(\bar{j}, n_R) = \frac{n}{n_R} \hat{L}(j, n) = \lambda^{-2} Z_n(u) \hat{L}(j, n) \quad . \quad (3.20)$$

Indeed, using Eqs. (3.4), (3.6) – (3.10), we find

$$\frac{L_R(\bar{j}, n_R)}{2d\ell_R^2} = 1 - \frac{u}{\epsilon} + un_R^{\epsilon/2} \frac{2}{\epsilon(2-\epsilon)} \left[\bar{j}^{\epsilon/2} + (1-\bar{j})^{\epsilon/2} - 1 \right] + \mathcal{O}(u^2) \quad (3.21)$$

For $\epsilon \rightarrow 0$ this yields

$$\frac{L_R(\bar{j}, n_R)}{2d\ell_R^2} = 1 + \frac{u}{2} \left[1 + \ln n_R + \ln \bar{j} + \ln(1-\bar{j}) + \mathcal{O}(\epsilon) \right] + \mathcal{O}(u^2) \quad . \quad (3.22)$$

The pole in ϵ is cancelled, as expected for a properly renormalized quantity.

C. Crossover analysis of the first order result

Though by construction the leading long chain behavior of observables like R_ϵ^2 or $n\hat{L}(j, n)$, if evaluated to all orders of perturbation theory, is invariant under renormalization, low order perturbative approximations generally depend on our choice of the renormalized length scale ℓ_R . An exception from this rule is provided by so called ‘universal ratios’, i.e. dimensionless ratios of observables, constructed such that all explicit renormalization factors drop out. Evaluated at the fixed point u^* , such ratios have a unique ϵ -expansion, independent of any conventions of the renormalization scheme. In the next subsection we will construct such a ratio. Here we are concerned with the direct evaluation of the result (3.21), and we thus have to face the problem of the proper choice of ℓ_R .

Previous work on many different experimental observables shows [9] that we can construct a good approximation by evaluating first order results like Eq. (3.21) directly in three

dimensions ($\epsilon = 1$), with ℓ_R taken to be of the order of the smallest length relevant to the problem considered. In other words, we use the renormalization group to map the physical chain on a chain of effective segments ('blobs') of size ℓ_R , chosen such that the quantity considered does not resolve the internal structure of a blob. For the present problem the blob should be identified with the smaller one of the two subchains $(0, j)$, (j, n) . To construct a smooth crossover among the limits $j \rightarrow 0$ and $j \rightarrow n$ we define a chain length variable

$$\hat{n} = \frac{j(n-j)}{n} = n\bar{j}(1-\bar{j}) \quad , \quad (3.23)$$

and we implicitly fix $\ell_R = \ell_0/\lambda$ by choosing

$$\hat{n}_R = \lambda^2 Z_n^{-1} \hat{n} = n_0 \quad , \quad (3.24)$$

where n_0 is a constant of order 1. To stay consistent with our previous work [9] we take $n_0 = 0.53$, a value determined from an analysis of the interpenetration ratio, which is proportional to the second virial coefficient of the osmotic pressure divided by the coil volume.

Taking $\epsilon = 1$ we find from Eqs. (3.20), (3.21), (3.23), (3.24)

$$\begin{aligned} \hat{L}(j, n) &= \frac{\hat{n}_R}{\hat{n}} L_R(\bar{j}, n_R) \\ &= 6 \frac{n_0}{\hat{n}} \ell_R^2 \left[1 + 2u^* f n_0^{1/2} \left((1-\bar{j})^{-1/2} + \bar{j}^{-1/2} - \bar{j}^{-1/2} (1-\bar{j})^{-1/2} - \frac{1}{2} n_0^{-1/2} \right) \right] \end{aligned} \quad (3.25)$$

Eqs. (3.14), (3.15) yield

$$n_0 = f^{-2} |1-f|^{\frac{1}{\nu\omega}} \frac{H(f)}{H_u^2(f)} s_n \hat{n} \quad , \quad (3.26)$$

$$\frac{n_0}{\hat{n}} \ell_R^2 = |1-f|^{\frac{1}{\omega}(\frac{1}{\nu}-2)} H(f) s_\ell^2 s_n \quad . \quad (3.27)$$

As a result we find the crossover form of $\hat{L}(j, n)$, evaluated to first order renormalized perturbation theory:

$$\begin{aligned} \hat{L}(j, n) &= 6 s_n s_\ell^2 |1-f|^{\frac{1}{\omega}(\frac{1}{\nu}-2)} H(f) \\ &\cdot \left[1 + 2u^* f n_0^{1/2} \left((1-\bar{j})^{-1/2} + \bar{j}^{-1/2} - \bar{j}^{-1/2} (1-\bar{j})^{-1/2} - \frac{1}{2} n_0^{-1/2} \right) \right] \end{aligned} \quad (3.28)$$

This result deserves a detailed discussion.

Eq. (3.28) involves the parameter s_ℓ , which has dimensions of a length, only in the combination

$$\tilde{\ell}^2 = s_n s_\ell^2 \quad . \quad (3.29)$$

This is a general feature of the renormalized theory. At the Θ -point, which in the present theory corresponds to a strictly noninteracting chain ($\beta_e = 0 = f$), $\tilde{\ell}$ reduces to ℓ_0 . (For $T \gtrsim \Theta$ it is weakly temperature dependent: $\tilde{\ell} = \ell_0 (1 + \mathcal{O}(\beta_e))$, $\beta_e \sim T - \Theta$.) Evaluating Eq. (3.28) at the Θ -point $f = 0$ we thus find the expected result:

$$\hat{L}(j, n) = 6\ell_0^2 = \langle \mathbf{s}_j^2 \rangle, \quad T = \Theta \quad . \quad (3.30)$$

The persistence length is of microscopic size, independent of n and j . Note that keeping residual three body interactions and treating the Θ -point as a tricritical point we in three dimensions expect to find logarithmic corrections similar to those found for the end-to-end distance [11]: $\hat{L}(j, n) \approx 6\ell_0^2 (1 + \text{const}/\ln n)$.

The excluded volume limit $\beta_e > 0$, $n \rightarrow \infty$, is reached for $f \rightarrow 1$. Using Eq. (3.26) to eliminate $|1 - f|$ we from Eq. (3.28) find

$$\begin{aligned} \hat{L}^*(j, n) = & 6B^2 n_0 (n\bar{j}(1 - \bar{j}))^{2\nu-1} \\ & \cdot \left[1 + 2u^* n_0^{1/2} \left((1 - \bar{j})^{-1/2} + \bar{j}^{-1/2} - \bar{j}^{-1/2} (1 - \bar{j})^{-1/2} - \frac{1}{2} n_0^{-1/2} \right) \right] \end{aligned} \quad (3.31)$$

where, as usual, the star indicates the excluded volume limit. The microscopic length parameter B is defined as

$$B = s_\ell s_n^\nu n_0^{-\nu} H_u^{1-2\nu}(1) H^\nu(1) \quad . \quad (3.32)$$

It is the only microscopic parameter showing up in the excluded volume limit.

The result (3.31) shows the expected overall scaling $\hat{L}^* \sim n^{2\nu-1}$. It furthermore predicts some pronounced dependence of $\hat{L}^*(j, n)$ on \bar{j} . For $\bar{j} \ll 1$ it yields

$$\begin{aligned} \hat{L}^*(j, n) = & 6B^2 n_0 (n\bar{j})^{2\nu-1} \left[1 + u^* \left(2n_0^{1/2} - 1 + \mathcal{O}(\bar{j}^{1/2}) \right) \right] \\ \sim & j^{0.176} \quad . \end{aligned} \quad (3.33)$$

Thus the persistence length is microscopic close to the chain ends and rapidly increases for \bar{j} approaching the center of the chain. We also note that $\hat{L}^*(j, n)$ for $j \ll n$ (or $n - j \ll n$) is independent of the chain length. This feature is quite plausible. It implies that the blob $(0, j)$ essentially is influenced only by its neighboring blobs along the chain. Starting from this hypothesis we easily can derive the basic structure of Eq. (3.31) from a simple scaling argument. Assuming that $\hat{L}(j, n)$ is renormalizable, we from the sum rule (1.3) find the scaling law

$$\hat{L}^*(j, n) = n^{2\nu-1} \hat{\mathcal{L}}(\bar{j}) \quad . \quad (3.34)$$

Then assuming that the limits $n \rightarrow \infty$, j fixed, and $n \rightarrow \infty$, $(n - j)$ fixed, exist, we immediately find

$$\hat{\mathcal{L}}(\bar{j}) = (\bar{j}(1 - \bar{j}))^{2\nu-1} \mathcal{L}_1(\bar{j}) \quad , \quad (3.35)$$

where $\mathcal{L}_1(0) = \mathcal{L}_1(1)$ takes some finite value.

The variation of $\hat{L}^*(j, n)$ (Eq. (3.31)) closely resembles the behavior of the end-to-end swelling factor $\alpha_E^2(\hat{n})$ of a chain of length $\hat{n} = n\bar{j}(1 - \bar{j})$. The latter is defined as

$$\alpha_E^2(\hat{n}) = \frac{R_e^2(\hat{n})}{6\tilde{\ell}^2\hat{n}} \quad , \quad (3.36)$$

where the denominator is the mean squared end-to-end distance of a noninteracting reference chain, reducing to the physical chain only at the Θ -point. (Recall the remark below Eq. (3.29).) The close similarity among $\hat{L}(j, n)$ and $\alpha_E^2(\hat{n})$ holds also outside the excluded volume limit. Within our renormalization scheme we to first order renormalized perturbation theory find

$$\alpha_E^2(\hat{n}) = |1 - f|^{\frac{1}{\omega}(\frac{1}{\nu}-2)} H(f) \left[1 + u^* f n_0^{1/2} \left(\frac{2}{3} - n_0^{-1/2} \right) \right] \quad . \quad (3.37)$$

From Eqs. (3.28), (3.29), (3.37) we may construct the ratio

$$\frac{\hat{L}(j, n)}{6\tilde{\ell}^2\alpha_E^2(\hat{n})} = \frac{1 + 2u^* f n_0^{1/2} \left((1 - \bar{j})^{-1/2} + \bar{j}^{-1/2} - \bar{j}^{-1/2} (1 - \bar{j})^{-1/2} - \frac{1}{2} n_0^{-1/2} \right)}{1 + u^* f n_0^{1/2} \left(\frac{2}{3} - n_0^{-1/2} \right)} \quad . \quad (3.38)$$

Here the prefactor $|1 - f|^{\frac{1}{\omega}(\frac{1}{\nu}-2)}$, which contains the dominant variation, has dropped out, leaving only some weak dependence on \bar{j} and the coupling strength f . For $\bar{j} = \frac{1}{2}$ the ratio (3.38) varies from 1 for $f = 0$ to about 1.3 for $f = 1$. We thus find $\hat{L}(j, n) \sim \alpha_E^2(\hat{n})$ quite generally. Indeed, if evaluated at the fixed point $f = 1$,

$$\rho = \frac{\hat{L}(j, n)}{6\tilde{\ell}^2\alpha_E^2(\hat{n})} \equiv \frac{\hat{n}\hat{L}(j, n)}{R_e^2(\hat{n})} \quad (3.39)$$

is an universal ratio, which will be calculated to order ϵ^2 in the next subsection. We there also will compare the crossover of $\hat{L}(j, n)$ from Θ -conditions ($f = 0$) to the excluded volume limit ($f = 1$), as resulting from the present analysis, to the result of second order ϵ -expansion (see Fig. 4).

D. Expansion to order ϵ^2

In the analysis of the previous subsection we implicitly have built in the power law behavior (3.35)

$$\hat{L}^*(j, n) \sim (n\bar{j}(1-\bar{j}))^{2\nu-1} \sim j^{2\nu-1}, \quad (\bar{j} \ll 1),$$

by choosing the renormalized length scale ℓ_R to be of the order of the end-to-end distance of the smaller subchain. This amounts to incorporating the blob picture underlying the scaling approach, and is adequate only if the limit $n \rightarrow \infty$, j fixed, is finite. The validity of that approach is not evident a priori. Other observables related to the internal structure of an excluded volume chain, like the distribution of distances among segments j_1 and j_2 , are known to show specific end effects, showing different power laws close to a chain end as compared to the center of the chain. It therefore is conceivable that also $L(j, n)$ shows new singularities for $\bar{j} \rightarrow 0$. In Sect. IV B we will show this to be the case in two dimensions. Here we check the behavior of $L^*(j, n)$ within the framework of strict ϵ -expansion. The logarithmic terms showing up in this expansion must sum up to the expected power law.

It is easily checked that the first order result (3.22) obeys this criterion. Using the ϵ -expansions of u^* (Eq. (3.12)) and ν (Eq. (3.17)) we find

$$\begin{aligned} \frac{\hat{L}_R(\bar{j}, n_R)}{2d\ell_R^2} &= 1 + \frac{\epsilon}{8} (1 + \ln n_R + \ln \bar{j} + \ln(1-\bar{j})) + \mathcal{O}(\epsilon^2) \\ &= \left(1 + \frac{\epsilon}{8}\right) (n_R \bar{j} (1-\bar{j}))^{\epsilon/8} + \mathcal{O}(\epsilon^2) \\ &= \left(1 + \frac{\epsilon}{8}\right) (n_R \bar{j} (1-\bar{j}))^{2\nu-1} + \mathcal{O}(\epsilon^2). \end{aligned} \quad (3.40)$$

However, as pointed out at the end of Sect. II, the irreducible contributions specific to $\hat{L}(j, n)$ occur first in second order. It thus is appropriate to calculate $L_R(\bar{j}, n)$ to order ϵ^2 .

Unrenormalized expressions for the irreducible diagrams have been given in Sect. II, Eqs. (2.10) – (2.11). For the reducible contribution we find

$$\begin{aligned} \frac{\hat{L}^{(\text{red})}(j, n)}{2d\ell_0^2} &= 1 + \beta_e R_1(j) + \beta_e^2 (R_1^2(j) + R_2(j) + R_2(n-j) \\ &\quad + R_3(j) + R_3(n-j) - R_4(j)) + \mathcal{O}(\beta_e^3), \end{aligned} \quad (3.41)$$

where $R_1(j)$ has been defined in Eq. (3.3), and

$$R_2(j) = \sum_{j_1=1}^{j-1} \sum_{j < j_2 < j_3 < j_4 < n} (j_3 - j_2)^{-d/2} \left[(j_4 - j_1)^{-d/2} - (j_4 - j_3 + j_2 - j_1)^{-d/2} \right] \quad (3.42)$$

$$R_3(j) = \sum_{j_1=1}^{j-1} \sum_{j < j_2 < j_3 < j_4 < n} \left[(j_3 - j_1)^{-d/2} (j_4 - j_2)^{-d/2} - \left((j_3 - j_1)(j_4 - j_2) - (j_3 - j_2)^2 \right)^{-d/2} \right] , \quad (3.43)$$

$$R_4(j) = \sum_{0 < j_1 < j_2 < j} \sum_{j < j_3 < j_4 < n} \left[(j_3 - j_2)^{-d/2} (j_4 - j_3 + j_2 - j_1)^{-d/2} + \left((j_3 - j_1)(j_4 - j_2) - (j_3 - j_2)^2 \right)^{-d/2} \right] . \quad (3.44)$$

Here the diagrammatic contributions have been combined such that for $\epsilon > 0$ all summations can be evaluated as integrals. The evaluation of expressions (3.42) – (3.44), (2.11), (2.12) is straightforward, but lengthy. The resulting unrenormalized expansion reads

$$\frac{\hat{L}(j, n)}{2d\ell_0^2} = 1 + \beta_e n^{\epsilon/2} a_1(\bar{j}) + \beta_e^2 n^\epsilon a_2(\bar{j}) + \mathcal{O}(\beta_e^3) , \quad (3.45)$$

with coefficients given in ϵ -expansion as

$$a_1(\bar{j}) = \frac{2}{\epsilon} + 1 + \ln \bar{j} + \ln(1 - \bar{j}) + \frac{\epsilon}{2} \left(1 + \ln \bar{j} + \ln(1 - \bar{j}) + \frac{1}{2} \ln^2 \bar{j} + \frac{1}{2} \ln^2(1 - \bar{j}) \right) + \mathcal{O}(\epsilon^2) , \quad (3.46)$$

$$a_2(\bar{j}) = -\frac{6}{\epsilon^2} - \frac{1}{\epsilon} \left(\frac{13}{2} + 6 \ln \bar{j} + 6 \ln(1 - \bar{j}) \right) - \frac{61}{8} + \frac{\pi^2}{3} - \frac{13}{2} \ln \bar{j} - \frac{13}{2} \ln(1 - \bar{j}) - 3 \ln^2 \bar{j} - 3 \ln^2(1 - \bar{j}) + \ln \bar{j} \ln(1 - \bar{j}) + \mathcal{F}(\bar{j}) + \mathcal{F}(1 - \bar{j}) + \mathcal{O}(\epsilon) , \quad (3.47)$$

with

$$\begin{aligned} \mathcal{F}(\bar{j}) &= \frac{1}{4} \ln \bar{j} \ln(1 - \bar{j}) - \sqrt{\bar{j}} \sqrt{4 - 3\bar{j}} \ln \frac{\sqrt{4 - 3\bar{j}} + \sqrt{\bar{j}}}{2\sqrt{1 - \bar{j}}} \\ &\quad - \ln \sqrt{1 - \bar{j}} + (7 - 9\bar{j} + 3\bar{j}^2) \ln^2 \frac{\sqrt{4 - 3\bar{j}} + \sqrt{\bar{j}}}{2\sqrt{1 - \bar{j}}} - \ln^2 \sqrt{1 - \bar{j}} \\ &\quad + \int_0^{\bar{j}} dt (9 - 6t) \ln^2 \frac{\sqrt{4 - 3t} + \sqrt{t}}{2\sqrt{1 - t}} . \end{aligned} \quad (3.48)$$

The function $\mathcal{F}(\bar{j})$ contains no leading logarithmic terms, but vanishes for $\bar{j} \rightarrow 0$ and stays finite for $\bar{j} \rightarrow 1$. We now use Eqs. (3.6) – (3.10), (3.20) to find the renormalized expression

$$\frac{L_R(\bar{j}, n_R)}{2d\ell_R^2} = 1 + \frac{u}{2} \left[1 + \ln \hat{n}_R + \frac{\epsilon}{2} \left(1 + \ln \hat{n}_R + \frac{1}{2} \ln^2 \hat{n}_R - \ln \bar{j} \ln(1 - \bar{j}) \right) + \mathcal{O}(\epsilon^2) \right]$$

$$\begin{aligned}
& + \frac{u^2}{4} \left[\frac{\pi^2}{3} - \frac{45}{8} - \frac{9}{2} \ln \hat{n}_R - \frac{3}{2} \ln^2 \hat{n}_R + 4 \ln \bar{j} \ln (1 - \bar{j}) \right. \\
& \left. + \mathcal{F}(\bar{j}) + \mathcal{F}(1 - \bar{j}) + \mathcal{O}(\epsilon) \right] + \mathcal{O}(u^3) \quad , \quad (3.49)
\end{aligned}$$

where

$$\hat{n}_R = n_R \bar{j} (1 - \bar{j}) \quad , \quad (3.50)$$

as above. The absence of any ϵ -poles in Eq. (3.49) verifies the renormalizability of the persistence length to second order in u .

To check the power law (3.35) we put $n_R = 1$, and we evaluate

$$\bar{\mathcal{L}}(\bar{j}) = (\bar{j}(1 - \bar{j}))^{1-2\nu} \frac{L_R(\bar{j}, 1)}{2d\ell_R^2} \quad (3.51)$$

for $u = u^*$ in strict ϵ -expansion, using Eqs. (3.12), (3.17). Some algebra yields

$$\bar{\mathcal{L}}(\bar{j}) = 1 + \frac{\epsilon}{8} + \frac{\epsilon^2}{64} \left[\frac{\pi^2}{3} + \frac{29}{8} + \mathcal{F}(\bar{j}) + \mathcal{F}(1 - \bar{j}) \right] + \mathcal{O}(\epsilon^3) \quad . \quad (3.52)$$

All the leading logarithmic singularities are eliminated, the remaining singular terms contained in $\mathcal{F}(\bar{j})$ and $\mathcal{F}(1 - \bar{j})$ being of order $\bar{j} \ln \bar{j}$ and $(1 - \bar{j}) \ln (1 - \bar{j})$. They thus only give rise to subleading corrections to the dominant behavior $L(j, n) \sim j^{2\nu-1}$, $j \ll n$. This proves the asymptotic power law to second order in ϵ .

For a quantitative evaluation of our result we consider the ratio (3.39):

$$\rho(j, n) = \frac{\hat{L}(j, n)}{2d\tilde{\ell}^2 \alpha_E^2(\hat{n})} \quad .$$

The second order result for $\alpha_E^2(\hat{n})$ reads

$$\frac{\hat{n}\tilde{\ell}^2}{\hat{n}_R\ell_R^2} \alpha_E^2(\hat{n}) = \alpha_{E,R}^2(\hat{n}_R) \quad (3.53)$$

$$\begin{aligned}
\alpha_{E,R}^2(\hat{n}_R) = 1 & - \frac{u}{2} \left(1 - \frac{\epsilon}{2} - \ln \hat{n}_R \left(1 - \frac{\epsilon}{2} \right) - \frac{\epsilon}{4} \ln^2 \hat{n}_R + \mathcal{O}(\epsilon^2) \right) \\
& - \frac{u^2}{4} \left(\frac{5}{8} - \frac{\pi^2}{12} + \frac{7}{3} \alpha_0 - \frac{3}{2} \ln \hat{n}_R + \frac{3}{2} \ln^2 \hat{n}_R + \mathcal{O}(\epsilon) \right) + \mathcal{O}(u^3) \quad , \quad (3.54)
\end{aligned}$$

where

$$\alpha_0 = \int_0^1 dt \frac{\ln t}{1 - t + t^2} \quad . \quad (3.55)$$

With relation (3.20) among $\hat{L}(j, n)$ and $L_R(\bar{j}, n_R)$ we find

$$\rho(j, n) = \frac{L_R(\bar{j}, n_R)}{2d\ell_R^2\alpha_{E,R}^2(\hat{n}_R)} . \quad (3.56)$$

We now use Eqs. (3.49), (3.54) together with

$$u = u^* f = \frac{\epsilon}{4} \left(1 + \frac{21}{32} \epsilon \right) f ,$$

to find in strict ϵ -expansion

$$\begin{aligned} \rho(j, n) = & 1 + \frac{\epsilon}{4} f + \frac{21}{128} \epsilon^2 f + \frac{\epsilon^2}{16} f(1-f)(2 \ln \hat{n}_R - \ln \bar{j} \ln(1-\bar{j})) \\ & + \frac{\epsilon^2}{64} f^2 \left(\frac{\pi^2}{4} - 3 + \frac{7}{3} \alpha_0 + \mathcal{F}(\bar{j}) + \mathcal{F}(1-\bar{j}) \right) + \mathcal{O}(\epsilon^3) . \end{aligned} \quad (3.57)$$

We first consider the fixed point $f = 1$, where $\rho(j, n)$ reduces to

$$\rho^*(\bar{j}) = 1 + \frac{\epsilon}{4} + \frac{\epsilon^2}{64} \left(\frac{\pi^2}{4} + \frac{15}{2} + \frac{7}{3} \alpha_0 + \mathcal{F}(\bar{j}) + \mathcal{F}(1-\bar{j}) \right) + \mathcal{O}(\epsilon^3) . \quad (3.58)$$

We note that the dependence on $\ln \hat{n}_R$ and thus on the choice of the renormalized length scale has dropped out, as expected for a critical ratio at the excluded volume fixed point.

To check the result (3.58), we may exploit the sum rule (1.3):

$$R_e^2(n) = \sum_{j=1}^n \hat{L}(j, n) .$$

By virtue of the power law $R_e^{2*}(\hat{n}) = (\bar{j}(1-\bar{j}))^{2\nu} R_e^{2*}(n)$, which holds in the excluded volume limit, the sum rule immediately takes the form

$$\int_0^1 d\bar{j} (\bar{j}(1-\bar{j}))^{2\nu-1} \rho^*(\bar{j}) = 1 . \quad (3.59)$$

Employing the ϵ -expansion (3.17) of ν and writing

$$\rho^*(\bar{j}) = 1 + \frac{\epsilon}{4} + \epsilon^2 \rho_2(\bar{j}) + \mathcal{O}(\epsilon^3) , \quad (3.60)$$

we find from Eq. (3.59)

$$\int_0^1 d\bar{j} \rho_2(\bar{j}) = \frac{15}{128} + \frac{\pi^2}{384} \approx 0.1429 . \quad (3.61)$$

We have checked by numerical integration that the result (3.58) obeys this relation.

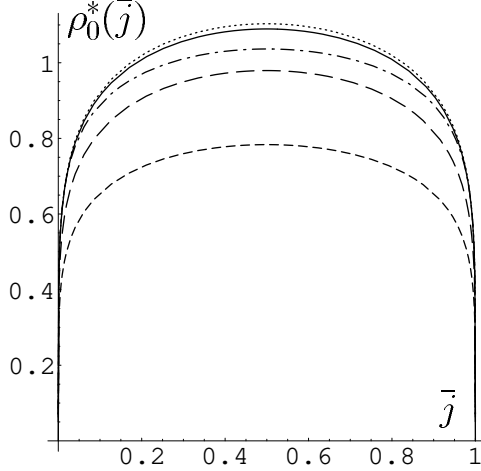


FIG. 3: $\rho_0^*(\bar{j})$ (Eq. (3.64)) as function of \bar{j} . Results of the ϵ -expansion: $\mathcal{O}(\epsilon^0)$, short dashes; $\mathcal{O}(\epsilon)$, long dashes; $\mathcal{O}(\epsilon^2)$, full line. One loop crossover model: dot-dashed line. Sum rule: dotted line.

Despite its fairly complicated analytical form, (c.f. Eq. (3.48)), the function $\rho_2(\bar{j})$ is almost independent of \bar{j} . It monotonically decreases from $\rho_2(0) \equiv \rho_2(1) \approx 0.1496$ to $\rho_2(1/2) \approx 0.1405$. As a result, to the order considered $\rho^*(\bar{j})$ essentially can be taken as constant:

$$\rho^*(\bar{j}) = 1.25 + \rho_2(\bar{j}) \approx \rho^* = 1.393, \quad (\epsilon = 1) \quad . \quad (3.62)$$

If $\rho^*(\bar{j})$ were strictly independent of \bar{j} to all orders of ϵ , the sum rule (3.59) would yield the result

$$\rho^* = \frac{\Gamma(4\nu)}{\Gamma^2(2\nu)} \approx 1.408, \quad (\epsilon = 1) \quad . \quad (3.63)$$

This is very close to the result of our second order calculation. The small difference, left for the higher orders, suggests that also in higher orders the \bar{j} -dependence of $\rho^*(\bar{j})$ stays weak.

To illustrate the \bar{j} -dependence of $\hat{L}^*(j, n)$ we in Fig. 3 have plotted the universal ratio

$$\rho_0^*(\bar{j}) = \frac{n\hat{L}(j, n)}{R_e^{2^*}(n)} = (j(1-\bar{j}))^{2\nu-1} \rho^*(\bar{j}) \quad , \quad (3.64)$$

evaluated in the different approximations discussed in this section. Obviously the $\mathcal{O}(\epsilon^2)$ -result (full line) is almost indistinguishable from the hypothetical result (dotted line) based on the sum rule $\rho^*(\bar{j}) \equiv \rho^* \approx 1.408$. The one loop crossover model (Eq. (3.31), dot-dashed line) coincides with the $\mathcal{O}(\epsilon^2)$ -result in the tails, but deviates somewhat towards the center of the chain. This is understandable, since the choice of the reference chain length \hat{n} and thus of the renormalized length scale is optimized for $\bar{j} \rightarrow 0$ or $\bar{j} \rightarrow 1$. However, also in the

center of the chain the one loop crossover model considerably improves the plain $\mathcal{O}(\epsilon)$ -result (long dashed line).

So far we considered universal ratios. Turning to the normalized persistence length $L(j, n)$, as defined in Eq. (1.1), we find from Eq. (3.64)

$$L^*(j, n) = \frac{\hat{L}^*(j, n)}{\sqrt{\langle \mathbf{s}_j^2 \rangle}} = \rho_0^*(\bar{j}) \frac{R_e^{2*}(n)}{\sqrt{\langle \mathbf{s}_j^2 \rangle n}} . \quad (3.65)$$

For the discrete chain model bare perturbation theory shows that $\langle \mathbf{s}_j^2 \rangle$ for $d = 3$ weakly depends on j . This is an endeffect, saturating for $j \gg 1$. Furthermore, taking the continuous chain limit we find

$$\frac{\langle \mathbf{s}_j^2 \rangle}{2d\ell_0^2} \rightarrow f_s(\beta_e) , \quad (d > 2) ,$$

where the function f_s is independent of \bar{j} , provided $0 < \bar{j} < 1$. This suggests to introduce the arclength of the chain

$$L_c = \sqrt{\langle \mathbf{s}_j^2 \rangle n} , \quad (3.66)$$

neglecting any j -dependence. Employing the result (3.65) with $\rho^*(\bar{j})$ taken from the sum rule (Eq. 3.63), we thus find the simple expression

$$L^*(j, n) \approx 1.408 (\bar{j}(1 - \bar{j}))^{2\nu-1} \frac{R_e^{2*}(n)}{L_c} , \quad (d = 3) , \quad (3.67)$$

which generalizes a standard result [1] based on the wormlike chain model. It, however, must be noted that in the present context $\langle \mathbf{s}_j^2 \rangle$ and thus L_c are effective nonuniversal quantities, so that L_c may differ from the arclength calculated from a physically realistic model by a factor of order 1.

We finally consider the crossover from Θ -conditions to the excluded volume limit. We use the representation

$$\frac{\hat{L}(j, n)}{2d\tilde{\ell}^2} = \rho(j, n) \alpha_E^2(\hat{n}) , \quad (3.68)$$

where $\alpha_E^2(\hat{n})$ is taken from Eq. (3.53):

$$\alpha_E^2(\hat{n}) = \frac{\hat{n}_R \ell_R^2}{\hat{n} \tilde{\ell}^2} \alpha_{E,R}^2(\hat{n}_R) .$$

Eqs. (3.14), (3.15), (3.29) yield

$$\frac{\hat{n}_R \ell_R^2}{\hat{n} \tilde{\ell}^2} = |1 - f|^{\frac{1}{\omega}(\frac{1}{\nu}-2)} H(f) . \quad (3.69)$$

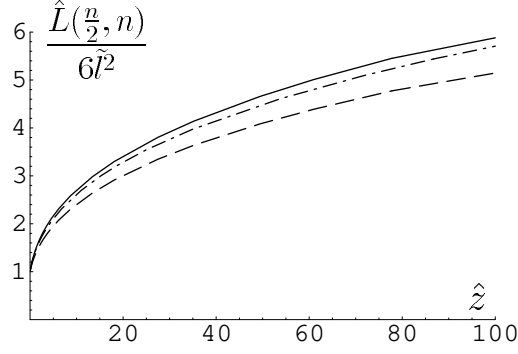


FIG. 4: $\hat{L}(\frac{n}{2}, n) / 6\tilde{\ell}^2$ as function of $\hat{z} = \sqrt{s_n \hat{n}}$. Full line: $\mathcal{O}(\epsilon^2)$; dashes: $\mathcal{O}(\epsilon)$; dot-dashed line: one loop crossover model.

With the simple choice $\hat{n}_R = 1$ we find in strict ϵ -expansion of $\alpha_{E,R}^2$:

$$\alpha_E^2(\hat{n}) = |1 - f|^{\frac{1}{\omega}(\frac{1}{v}-2)} H(f) \cdot \left\{ 1 - \frac{\epsilon}{8} \left(1 + \frac{5}{32} \right) f - \frac{\epsilon^2}{64} f^2 \left(\frac{5}{8} - \frac{\pi^2}{12} + \frac{7}{3} \alpha_0 \right) + \mathcal{O}(\epsilon^3) \right\} . \quad (3.70)$$

In Fig. 4 we plot the result for $\hat{L}(j = \frac{n}{2}, n) / 2d\tilde{\ell}^2$ as function of $\hat{z} = \sqrt{s_n(\beta_\epsilon) \hat{n}}$, a variable which is the counterpart in the renormalized theory of the standard z -variable of two-parameter theory [1]. It is related to the intermediate variable f via Eq. (3.15):

$$1 = f^{-2} |1 - f|^{1/\nu\omega} \frac{H(f)}{H_u^2(f)} \hat{z}^2 . \quad (3.71)$$

For a comparison we also show the result of the one-loop crossover model (Eqs. (3.38), (3.37), $u^* = 0.364$, $n_0 = 0.53$). (We recall, that the choice $\hat{n}_R = n_0 = 0.53$ is optimized to the one loop crossover model. No such analysis is available for the $\mathcal{O}(\epsilon^2)$ -calculation, so that we used $\hat{n}_R = 1$ as simplest possible choice.) Fig. 4 illustrates the gradual increase of $\hat{L}(j, n)$ with increasing excluded volume strength. It furthermore again shows that the one-loop crossover model considerably improves the plain $\mathcal{O}(\epsilon)$ -result.

IV. SIMULATIONS

We measured the persistence length in the Domb-Joyce model, where the chain configuration is modelled as a random walk on a regular lattice. Each configuration is weighted by a factor $(1 - w)^{n_2} / Z$, where n_2 is the number of pairwise intersections, and $Z = Z(n)$ is the partition function. Using cubic or square lattices, we can identify a microscopic segment

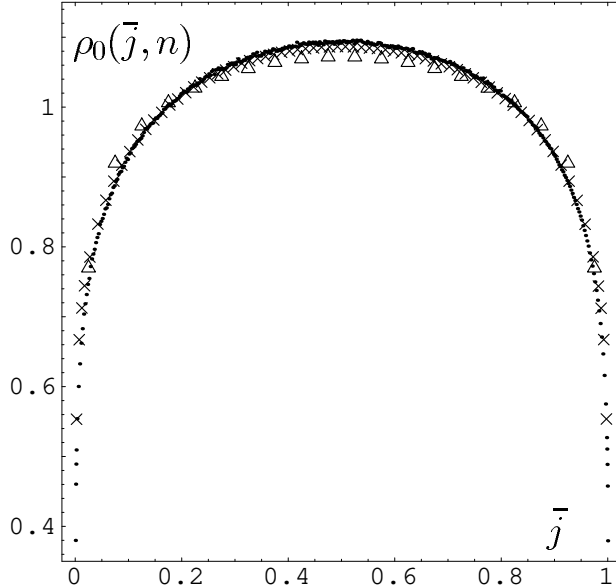


FIG. 5: Simulation results for $\rho_0(\bar{j}, n) = n \hat{L}(j, n) / R_e^2(n)$ as function of \bar{j} . Triangles: $n = 20$; crosses: $n = 200$; points: $n = 2000$.

with a primitive lattice vector, which defines the unit of length so that $\hat{L}(j, n) \equiv L(j, n)$. To simulate the model we used the PERM–algorithm developed by Grassberger [12], in the form also employed in our previous work [8] on the correlations among segment directions.

A. Results for $d = 3$

On the cubic lattice our simulations extend to a maximal chain length $n_{\max} = 2000$. Most measurements were performed for $w = 0.4$, which for this lattice is known to be close to the excluded volume value w^* , where the leading corrections to scaling vanish, ($0.4 < w^* < 0.5$, according to Ref. [13]). In renormalized variables w^* corresponds to $f = \frac{u}{u^*} = 1$. To study the approach to the excluded volume limit we also used $w = 0.01$ (weak coupling: $f < 1$) and $w = 1$ (self-avoiding walks, strong coupling: $f > 1$).

Results for the ratio $\rho_0(\bar{j}, n)$ (Eq. (3.64)) with $w = 0.4$ are shown in Fig. 5. We note that the results are essentially independent of n , as expected for an universal ratio at the fixed point. Only for the shortest chain ($n = 20$) some small deviation from scaling can be identified in this plot. These indicate nonuniversal $1/n$ -corrections. From the experimental side these results establish the scaling law.

In Fig. 5 we have not included theoretical curves, since on the scale of that figure the

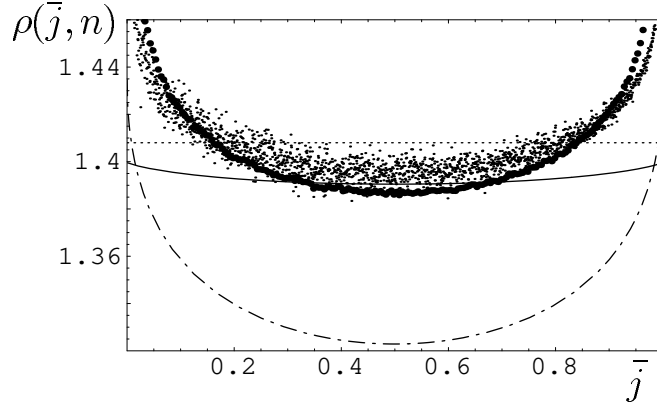


FIG. 6: $\rho_0(\bar{j}, n) = \hat{n} \hat{L}(j, n) / R_e^2(\hat{n})$ as function of \bar{j} . Data: $n = 200$, large points; $n = 2000$, small points. Theory evaluated at the fixed point; full line: $\mathcal{O}(\epsilon^2)$; dot-dashed line: one loop crossover model; dotted line: sum rule (3.63).

$\mathcal{O}(\epsilon^2)$ -result would just be covered by the data. For a comparison among theory and data we therefore magnified the plot by dividing out the power law $\bar{j}(1 - \bar{j})^{2\nu-1}$, resulting in the ratio $\rho^*(\bar{j})$, (Eq. 3.39). To reduce the data we used the relation $R_e^2(\hat{n}) / \hat{n} = (\bar{j}(1 - \bar{j}))^{2\nu-1} R_e^2(n) / n$, valid in the excluded volume limit. Fig. 6 shows the results for $n = 200$ and $n = 2000$. We note some small effect of chain length n : the data for $n = 2000$ seem to trace out a flatter curve, being lifted in the center and lowered in the wings compared to the data for $n = 200$. This is consistent with $w = 0.4$ being slightly below the fixed point value w^* . For $0.2 \lesssim \bar{j} \lesssim 0.8$ the data essentially fall between the $\mathcal{O}(\epsilon^2)$ result and the prediction of the sum rule. The increasing deviation among theory and data outside that range just indicates that reducing the data by dividing out the power law $(\bar{j}(1 - \bar{j}))^{2\nu-1}$ strictly is adequate only at the fixed point and only for $j \gg 1$ and $n - j \gg 1$. With this in mind, and taking into account the scale of the figure, we may state excellent agreement among theory and data. For completeness we note that the scatter in the data for $n = 2000$ decreases with increasing j . This is a feature of the PERM-algorithm, which within a single numerical experiment executes many correlated measurements. For the present problem the strength of the correlation depends on j . A fair impression of the statistical scatter is given by the data for small j .

We finally consider the crossover towards excluded volume conditions. Fig. 7 shows a doubly logarithmic plot of $\hat{L}(n/2, n) / 6\tilde{\ell}^2$ as function of $\tilde{z} = \sqrt{s_n n}$. The nonuniversal parameters $\tilde{\ell}$ and $\tilde{v} = \sqrt{s_n}$ for the Monte Carlo model as used here have been determined

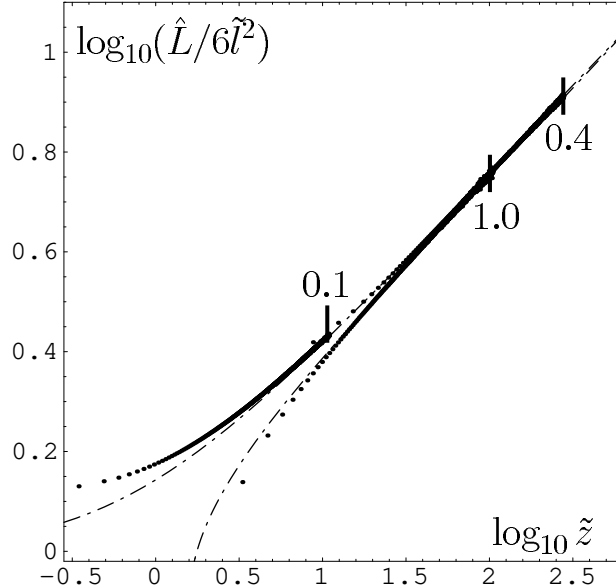


FIG. 7: $\log_{10}(\hat{L}(\frac{n}{2}, n)/6\tilde{\ell}^2)$ as function of $\log_{10}(\tilde{v}n^{1/2}) = \log_{10}\tilde{z}$, measured for $w = 0.1, 0.4, 1.0$. Dot-dashed lines: one loop crossover model. The bars indicate $n_{\max} = 2000$ for the different w -values.

in previous work [13] by fitting quantities like the end-to-end distance to the one-loop crossover model. For consistency we therefore also here compare the data to the one-loop model (Eqs. (3.28), (3.71)), noting that the difference to the full $\mathcal{O}(\epsilon^2)$ result is quite small, (see Fig. 4). The theoretical curves show the well known two branched structure [9, 13] of the crossover scaling functions. The upper branch represents crossover towards Θ -conditions ($f < 1$), the lower branch corresponds to $f > 1$. This structure is nicely confirmed by the data. As mentioned above, in reducing the data we used the same parameter values $\tilde{\ell}$ and \tilde{v} as in Ref. [13], and we allowed for an additional nonuniversal factor $\sim \sqrt{\langle \mathbf{s}_j^2 \rangle}$, as discussed in the context of Eq. (3.67): independent of w we multiplied the data by 1.26. We should note that in principle we also should allow for corrections due to the discrete microstructure of the Monte Carlo chain. This is particularly relevant for weak excluded volume ($w = 0.1$), where the measured persistence length even for $n = 2000$ exceeds the microscopic bond length only by a factor of about 2. Also the prefactor $\sim \sqrt{\langle \mathbf{s}_j^2 \rangle}$ in principle should depend on w . Playing with such corrections we obviously can bring the data in the range of small \tilde{z} even closer to the theory. We, however, have not pursued this further, being content with the good overall agreement among theory and data exhibited in Fig. 7.

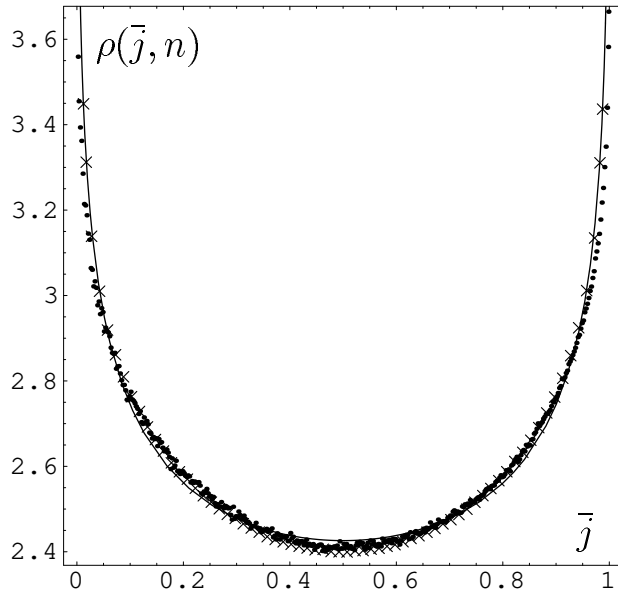


FIG. 8: $\rho(\bar{j}, n)$ as function of \bar{j} , measured on the square lattice. Data: crosses, $n = 200$; points, $n = 2000$. Excluded volume parameter: $w = 0.4$. The curve gives a fit to Eq. (4.2).

B. Some consideration of $d = 2$

Grassberger [5], and later Redner and Privman[6, 7], considered the persistence length on two dimensional lattices, using exact enumeration and simulations. They only discussed $L(1, n)$, projecting the end-to-end vector on the direction of the first segment. They found that $L(1, n)$ slowly increases with n , pointing to logarithmic behavior [6]: $L(1, n) \sim \ln n$ or to a power law with a very small exponent [5]: $L(1, n) \sim n^{0.063}$. In any case this is quite different from the behavior in three dimensions, where $L(1, n)$ stays microscopically small: $L(1, n) \sim \sqrt{\langle s_1^2 \rangle}$, both according to our theory and to our and previous [7] simulations.

For a closer examination of this effect we carried through simulations on the square lattice, using $w = 0.4$ and again going up to $n_{\max} = 2000$. Results for the ratio

$$\rho(\bar{j}, n) = (\bar{j}(1 - \bar{j}))^{-1/2} \frac{n \hat{L}(\bar{j}, n)}{R_e^2(n)} \quad (4.1)$$

are shown in Fig. 8. (Note that $2\nu - 1 = 1/2$ in $d = 2$.) We again note a reasonable collapse of the data on a single master curve. Note that the fixed point value w^* is unknown for $d = 2$, and $w = 0.4$ need not be close to w^* . Thus the data collapse indicates that the chain lengths $n \gtrsim 200$ in $d = 2$ are sufficient to reach the excluded volume limit. We thus believe

that our results indicate that the scaling law (3.34):

$$\hat{L}^*(j, n) = n^{2\nu-1} \hat{\mathcal{L}}(\bar{j})$$

also holds in two dimensions. However, the scaling function evidently does not obey the simple law

$$\hat{\mathcal{L}}(\bar{j}) \sim (\bar{j}(1-\bar{j}))^{2\nu-1} .$$

The difference to three dimensions is drastically illustrated by comparing Figs. 6 and 8, which both up to a constant give $\hat{\mathcal{L}}(\bar{j}) / (\bar{j}(1-\bar{j}))^{2\nu-1}$. Indeed, in two dimensions the data are reasonably well fitted by the form

$$\rho(j, n) = a \left[1 - b \left(\frac{\ln(1-\bar{j})}{\bar{j}} + \frac{\ln \bar{j}}{1-\bar{j}} \right) \right] , \quad (4.2)$$

which for $\bar{j} = 1/n$ yields logarithmic behavior

$$\hat{L}(1, n) \sim \ln n ,$$

consistent with previous findings. This is illustrated by the full curve in Fig. 8, which gives the expression (4.2) with b taken as fitparameter. $a = a(b)$ was determined from the sum rule (3.59). The resulting parameter values are found as $b = 0.275$ and $a = 1.376$.

Is there any support for the existence of such logarithmic terms from the side of the theory? It first must be noted that the ϵ -expansion clearly does not yield such terms, but the naive extrapolation from $d = 4$ down to $d = 2$ is somewhat doubtful. Indeed, evaluating the unrenormalized first order contribution (3.2), (3.3) directly for $d = 2$, we find a leading behavior

$$\beta_e R_1(j) \approx -\beta_e \hat{n} \left(\frac{\ln(1-\bar{j})}{\bar{j}} + \frac{\ln \bar{j}}{1-\bar{j}} \right) . \quad (4.3)$$

(It is this result, which motivated the ansatz (4.2) for fitting $\hat{\mathcal{L}}(\bar{j})$.) This logarithmic anomaly is specific to two dimensions and cannot be found in the ϵ -expansion. In the context of polymer physics such anomalies first have been discussed by Des Cloizeaux. (See chapters 12, Sect. 3.2.4 and 10, Sect. 4.2.6 of Ref. [14].) He found that such anomalies occur in dimensions $d = 4 - 2/p$ (p integer). For the partition function $Z(n)$ they yield a prefactor, which depends both on the usual variable $z = \beta_e n^{\epsilon/2}$ of the unrenormalized two parameter model and on $\ln n$. In standard observables like R_e^2 this prefactor cancels and no anomalies

show up. The results of Refs. [5, 6, 7] as well as those presented here suggest, that for the persistence length in $d = 2$ the anomaly survives in the form of terms depending on $\ln(j/n)$, $\ln((n-j)/n)$. This is not inconsistent with des Cloizeaux's findings, which only imply the absence of $\ln n$ -terms. Indeed, exploiting Eq. (12.3.49) of Ref.[14] we immediately find that the reducible contribution $\hat{L}^{(\text{red})}(j, n)$ (Eq. (2.9)) in bare perturbation theory for $d = 2$ picks up an anomalous prefactor

$$g(\beta_e n, \bar{j}) \exp \left[-C_1 \beta_e \hat{n} \left(\frac{\ln(1-\bar{j})}{\bar{j}} + \frac{\ln \bar{j}}{1-\bar{j}} \right) \right]$$

where the constant C_1 and the amplitude function g can be calculated perturbatively. Note that the combination of the anomalous terms is the same as in Eqs. (4.2) and (4.3), our fit formula (4.2) just taking into account the lowest order correction following from des Cloizeaux's work.

For the irreducible contribution the same anomaly occurs. This is a necessary prerequisite for renormalizability, which mixes $L^{(\text{red})}(j, n)$ and $L^{(\text{irr})}(j, n)$. We, however, have not pursued the matter further, since a short calculation shows that also the normalizing factor $\sqrt{\langle \mathbf{s}_j^2 \rangle}$ of $L(j, n)$ (Eq. (1.1)) is plagued by anomalies: $\langle \mathbf{s}_j^2 \rangle = 4\ell_0^2(1 + \text{const } \beta_e \ln \bar{j})$ for $n \rightarrow \infty$, $d = 2$. This sheds some doubt on the very applicability of the self-repelling Gaussian chain model for a calculation of the persistence length in two dimensions. (We recall that $\langle \mathbf{s}_j^2 \rangle$ in three dimensions rapidly tends to a constant.) Irrespective of this concern this discussion shows that also theoretical arguments support the existence of a logarithmic anomaly in two dimensions.

V. CONCLUSIONS

As expected, we have found that the persistence length of an excluded volume chain is a critical quantity, which can be evaluated within the framework of renormalized two parameter theory. We have proven the renormalizability to two loop order. Furthermore, considering the excluded volume limit of a long self repelling chain we both in theory and in simulations have found that the persistence length in three dimensions is well approximated by the surprisingly simple expression

$$L^*(j, n) \approx 1.408 \left(\frac{j}{n} \left(1 - \frac{j}{n} \right) \right)^{0.176} \frac{R_e^{2*}(n)}{L_c},$$

where L_c is the effective contour length of the chain. This expression contains both the overall scaling $L^* \sim n^{2\nu-1}$ and the dominant variation along the chain. The full $\mathcal{O}(\epsilon^2)$ -result predicts some additional complicated dependence on $\bar{j} = j/n$, but numerically this is completely irrelevant. Our result shows that in $d = 3$ the persistence length is of microscopic size for j close to a chain end, consistent with previous exact enumerations [7]. It rapidly increases towards the center of the chain. This is consistent with our previous results [8] on the correlations among segment directions, which show a similar end-effect. It may be of interest to give an example of the size of $L^*(j, n)$ for a typical system. For $j = n/2$ and $n = 2000$ our simulations yield $L^*(n/2, n) \approx 3.36$, to be compared to $R_e^*(n) \approx 78$, both measured in units of the lattice spacing, which here is identical to Kuhn's effective segment length. Since the chain length in the Monte Carlo model roughly corresponds to the polymerization index of a highly flexible polymer, this gives an impression of the typical persistence length in a medium size polymer coil.

Outside the excluded volume limit our results show that $L(j, n)$ essentially varies like the end-to-end swelling factor of a chain of effective length $\hat{n} = j(1 - j/n)$, with a prefactor which slowly increases from 1 (Θ -point) to about 1.4 (excluded volume limit). Again this result is in good accord with our simulations.

For two-dimensional systems both our simulations and theoretical arguments point to the existence of a logarithmic anomaly: $L(j, n) \sim \ln n$ ($n \rightarrow \infty$, j fixed), thus supporting previous findings [5, 6, 7]. However, a precise analytical analysis might need a model with segments of fixed length, not the Gaussian chain model employed here.

With respect to the much more delicate [2] problem of an effective, locally defined persistence length in polyelectrolytes our results might be used to eliminate the excluded volume effects, if the persistence length is determined by fitting the observed coil radius to a worm-like chain model. This is a strategy sometimes followed in the analysis of data, (see e.g. Refs. [15, 16]). Our results also point to a strong variation of the persistence length along the chain.

Acknowledgments

We want to thank J. Hager for numerous discussions and support in the early stage of the simulations. This work has been supported by the Deutsche Forschungsgemeinschaft,

- [1] H. Yamakawa, *Modern Theory of Polymer Solutions*, Harper & Row, New York, 1971
- [2] M. Ullner, C. E. Woodward, *Macromolecules* **35** (2002) 1437
- [3] R. Everaers, A. Milchev, V. Yamakov, *Eur. Phys. J. E* **8** (2002) 3
- [4] R. R. Netz, H. Orland, *Eur. Phys. J.* **8** (1999) 81
- [5] P. Grassberger, *Phys. Lett.* **89 A** (1982) 381
- [6] S. Redner, V. Privman, *J. Phys. A: Math. Gen.* **20** (1987) L 857
- [7] V. Privman, S. Redner, *Z. Phys.* **B 67** (1987) 129
- [8] L. Schäfer, A. Ostendorf, J. Hager, *J. Phys. A: Math. Gen.* **32** (1999) 7875
- [9] L. Schäfer, *Excluded Volume Effects in Polymer Solutions*, Springer, Heidelberg, 1999
- [10] R. Schloms, V. Dohm, *Nucl. Phys.* **B 328**(1989) 639
- [11] B. Duplantier, *J. Physique* **41** (1980) L 409
- [12] P. Grassberger, *Phys. Rev. E* **56** (1997) 3682
- [13] P. Grassberger, P. Sutter, L Schäfer, *J. Phys. A: Math. Gen.* **30** (1997) 7039
- [14] J. des Cloizeaux, G. Jannink, *Polymers in Solution*, Clarendon Press, Oxford, 1990
- [15] U. Micka, K. Kremer, *Phys. Rev. E* **54** (1996) 2653
- [16] S. Förster, M. Schmidt, M. Antonietti, *J. Phys. Chem.* **96** (1992) 4008