

Ultra-low dissipation Josephson transistor

Francesco Giazotto,^{1,*} Fabio Taddei,^{1,2,†} Tero T. Heikkilä,³ Rosario Fazio,¹ and Fabio Beltram¹

¹NEST-INFM & Scuola Normale Superiore, I-56100 Pisa, Italy

²ISI Foundation, Viale Settimio Severo, 65, I-10133 Torino, Italy

³Low Temperature Laboratory, Helsinki University of Technology, P.O. Box 2200, FIN-02015 HUT, Finland

A superconductor-normal metal-superconductor (SNS) transistor based on superconducting microcoolers is presented. The proposed 4-terminal device consists of a long SNS Josephson junction whose N region is in addition symmetrically connected to superconducting reservoirs through tunnel barriers (I). Biasing the SINIS line allows to modify the quasiparticle temperature in the weak link, thus controlling the Josephson current. We show that, in suitable voltage and temperature regimes, large supercurrent enhancements can be achieved with respect to equilibrium, due to electron “cooling” generated by the control voltage. The extremely low power dissipation intrinsic to the structure makes this device relevant for a number of electronic applications.

PACS numbers: 73.20.-r, 73.23.-b, 73.40.-c

In the last few years thermoelectric cooling has gained an increased attention in solid-state physics both from the basic research point of view and as a tool for cryogenic applications, in particular for cooling space-based infrared detectors [1, 2]. The advantage of electronic microrefrigerators stems from their intrinsic compactness, little power dissipation and ease of on-chip integration. To date several refrigeration schemes at cryogenic temperatures have been proposed [3, 4, 5, 6, 7]. In particular, cooling schemes based on superconductor-insulator-normal metal (SIN) tunnel junctions proved extremely effective in refrigerating both electrons [4, 8] and phonons [9]. In such systems the cooling principle is based on the superconducting energy gap (Δ) that allows to remove quasiparticles with higher energies from the normal electrode more effectively than those with lower energy [10].

In this letter we propose a device that exploits thermoelectric cooling to obtain transistor effect by means of a symmetric SIN double-microcooler integrated with a SNS weak link (see Fig.1). In existing *controllable* Josephson junctions critical supercurrent modulation is achieved by driving the quasiparticle distribution out of equilibrium [11, 12, 13] by dissipative current injection into the N region of the junction [14, 15, 16, 17]. This leads to controlled supercurrent suppression. Our scheme exploits the exponential temperature dependence of the critical supercurrent in long SNS weak links [18, 19]. We show that thanks to electric cooling, critical supercurrent values can be strongly increased from their equilibrium magnitude yielding a substantial current gain in the final device. Importantly, thanks to its unique working principle our device leads to control currents that are orders of magnitude lower than in all-normal control lines. This property makes this device of particular interest for extremely-low dissipation cryogenic applications.

The 4-terminal device (sketched in Fig. 1) consists of

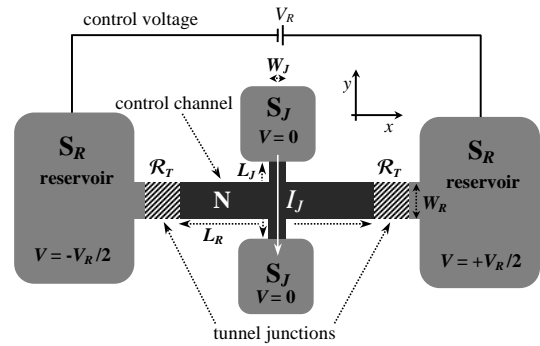


FIG. 1: Sketch of the proposed SNS transistor. The S_JN junctions are assumed to be perfectly transmissive electric contacts while the superconducting reservoirs (S_R) are connected to the N region through identical tunnel barriers of resistance \mathcal{R}_T . The bias V_R allows to tune the supercurrent I_J in the weak link, both increasing and decreasing its magnitude with respect to equilibrium.

a N region laterally connected (in the y -direction) to two superconductors (S_J) through perfectly transmitting interfaces [20], thus realizing a SNS junction of length L_J and width W_J . We consider a mesoscopic diffusive SNS weak link (i.e., $\ell_m < L_J < \ell_\varphi$, where ℓ_m and ℓ_φ are the elastic mean free path and the single-particle dephasing length, respectively) and, for reasons that will be clear in the following, we assume that the junction is *long* (i.e., $\Delta_J \gg \hbar D/L_J^2 = E_{Th}$, where Δ_J is the S_J energy gap, D is the N region diffusion constant and E_{Th} is the Thouless energy). Along the x -direction the N region is connected to two additional superconducting reservoirs (S_R) through identical tunnel barriers (I) of resistance \mathcal{R}_T , thus realizing a SINIS symmetric double-refrigerator (cooling control line) [4, 8] of length L_R and width W_R . Resistance \mathcal{R}_T is taken to be much larger than the N region resistance in the x -direction so that no voltage drop will occur in the N region, thus optimizing the cooling power of the SINIS device [10]. We also as-

*Electronic address: giazotto@sns.it

†Electronic address: taddei@sns.it

sume, following Ref. [21], that $W_R \ll L_J$ and $W_J \ll L_R$. Moreover, we suppose that S_J are kept at the same potential, chosen to be zero, while S_R are kept at equal and opposite voltages $V = \pm V_R/2$.

We are interested in the regime where the quasiparticle distribution retains a local thermal equilibrium manifesting itself as a Fermi-Dirac function with effective electron temperature T_e differing in general from the lattice temperature T_l [22]. This regime can be attained by assuming a large enough L_R (i.e., $\ell_{e-e} < L_R < \ell_{e-ph}$, where ℓ_{e-e} and ℓ_{e-ph} are the electron-electron and electron-phonon scattering lengths, respectively) so that injected quasiparticles may thermalize through electron-electron interaction. For this to be true we need to focus on lattice temperatures $T_l < 1$ K, where electron-electron scattering is the main relaxation mechanism. For $L_R \gg \ell_{\varphi}, \ell_{e-e}$, the cooling control line can be considered as composed by two SIN junctions incoherently added in series. Under bias voltage V_R the power \mathcal{P}_N transferred from the N region to the superconductors S_R can be calculated along the lines of Ref. [10]. The main results of this analysis are that \mathcal{P}_N is a symmetric function of V_R , with a maximum slightly below $V_R = \pm 2 \Delta_R/e$. As a function of the lattice temperature, \mathcal{P}_N shows a maximum of $0.12 \Delta_R^2/e^2 \mathcal{R}_T$ at $T_l \approx 0.3 \Delta_R/k_B$, quickly decreasing at both lower and higher temperatures. As a consequence, both small Δ_R and low \mathcal{R}_T are desirable in order to achieve high cooling power at sub-Kelvin temperatures. The final T_e in the weak link is determined by considering those mechanisms that can transfer energy into the N region. In our case the main contribution is related to electron-phonon scattering given by $\mathcal{P}_{e-l} = \Sigma \mathcal{V} (T_e^5 - T_l^5)$ [23], where \mathcal{V} is the N region volume and Σ is a material-dependent parameter. The effective temperature $T_e(V_R)$ is then determined solving the energy-balance equation $\mathcal{P}_N(V_R, T_e, T_l) + \mathcal{P}_{e-l}(T_e, T_l) = 0$. In writing the above expression we set the quasiparticle temperature in the superconducting electrodes equal to T_l . Although this is an idealized assumption we expect it, however, to be a reasonable approximation in real devices exploiting quasiparticle traps [24].

The supercurrent in the diffusive SNS junction (I_J) can be calculated from the equation [12, 13, 21]:

$$I_J = \frac{\sigma_N \mathcal{A}}{e L_J} \int_0^\infty f_A(\varepsilon, T_e) j_S(\varepsilon, \phi, T_l) d\varepsilon, \quad (1)$$

where σ_N is the conductivity of the weak link, \mathcal{A} its cross section and ϕ is the phase difference between the superconductors. According to (1) I_J is expressed in terms of the spectral supercurrent $j_S(\varepsilon, \phi, T_l)$ weighted by the antisymmetric part of the quasiparticle distribution function in the weak link $f_A(\varepsilon, T_e)$ (note that the symmetric part does not contribute since j_S is an odd function of energy). In the present case of quasi-equilibrium the latter reduces to $f_A(\varepsilon, T_e) = \tanh[\varepsilon/2k_B T_e]$. It is worth noticing that j_S depends on the lattice temperature T_l through Δ_J , while f_A depends on the electron effective temperature T_e in the weak link. The working principle

of our controllable junction is described in a simple way in Fig. 2(a, b), where both j_S (dash-dotted line) and f_A (solid line) are plotted on the same graph as a function of normalized energy. Hatched areas represent the integral of their product, composed of a positive and a negative contribution. In Fig. 2(a) T_e is set equal to T_l , obtained with $V_R = 0$, while in Fig. 2(b) T_e is lowered below T_l by biasing the control line, therefore sharpening the quasiparticle distribution. As a result, the supercurrent is enhanced since the positive area is increased [25]. This is demonstrated in the following by numerically solving the energy-balance equation for $T_e(V_R)$ and inserting it in the expression for $I_J(V_R)$ in (1).

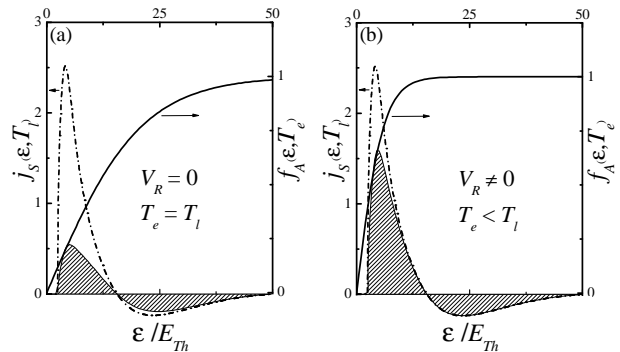


FIG. 2: Qualitative behavior of both the supercurrent spectral density ($j_S(\varepsilon, T_l)$) and the quasiparticle distribution function ($f_A(\varepsilon, T_e)$). (a) For $V_R = 0$ (i.e., in equilibrium) the electron temperature (T_e) equals that of the lattice (T_l). Shaded area represents the contribution to supercurrent originating in such a configuration. (b) Upon biasing ($V_R \neq 0$), the cooling effect of the SINIS line lowers T_e with respect to T_l allowing $f_A(\varepsilon, T_e)$ to become sharper. The result is a supercurrent enhancement (see text).

In order to simulate a realistic device we choose Al for the S_R reservoirs ($\Delta_R = 180 \mu\text{eV}$), Cu for the N region, $L_R = 10 \mu\text{m}$, $W_R = 0.5 \mu\text{m}$, $L_J = 1 \mu\text{m}$ and $W_J = 0.4 \mu\text{m}$. Supposing a 100-nm-thick film, the total volume of N region amounts to $\mathcal{V} = 0.52 \mu\text{m}^3$. For metals like Ag, Cu, and Au the chosen value for L_R corresponds to the interacting hot-electron regime [14]. Furthermore we take $\Sigma = 2 \times 10^{-9} \text{ W K}^{-5} \mu\text{m}^{-3}$ [4] and $\mathcal{R}_T = 100 \Omega$ [26]. For S_J we choose Nb ($\Delta_J = 1.52 \text{ meV}$) and assuming a diffusion constant $\mathcal{D} = 0.007 \text{ m}^2/\text{s}$ [27], the Thouless energy is $E_{Th} \simeq 4.6 \mu\text{eV}$, so that the considered junction is in the long limit ($\Delta_J/E_{Th} \simeq 330$) [28]. In Fig. 3 we plot the calculated normalized $I_J(V_R)$ characteristic for several starting lattice temperatures ($\mathcal{R}_N = L_J/\sigma_N \mathcal{A}$ is the SNS junction normal state resistance). For all chosen T_l , $I_J(V_R)$ increases monotonically for bias up to $eV_R \simeq 2\Delta_{Al}$, for which the effect of the control line is to decrease the effective electron temperature. In the case of an *all-normal* control line (i.e., without S_R) the effect would have been only to enhance the electron temperature ($T_e > T_l$) [14] with consequent suppression of the supercurrent. For larger bias, in fact, an efficient

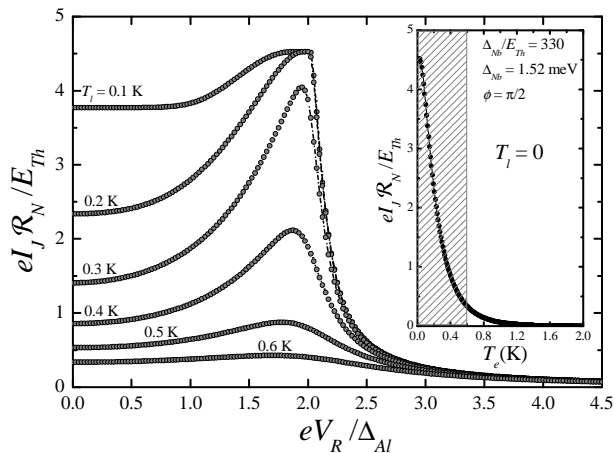


FIG. 3: Normalized critical current vs voltage V_R of the Nb/Cu/Nb weak link calculated for several lattice temperatures T_l . In this configuration a supercurrent enhancement of about 300% can be achieved at $T_l = 300$ mK due to quasiparticle cooling. For $V_R > 2\Delta_R/e$, efficient supercurrent suppression occurs due to electron heating. The inset shows the junction supercurrent vs temperature characteristic calculated at $\phi = \pi/2$. Hatched region shows a temperature range suitable for efficiently tuning the transistor.

suppression of the supercurrent occurs due to electron heating. As a result the device behaves as a fully-tunable superconducting transistor. At zero temperature a critical current of about $54 \mu\text{A}$ can be achieved (it can be further enhanced in a slightly shorter weak link, resulting into a larger E_T and a smaller \mathcal{R}_N [21]). Remarkably, the current gain $\mathcal{G} = \delta I_J / I_{Rmax}$, i.e., the ratio between the maximum supercurrent enhancement at a given T_l and the injected quasiparticle current needed to produce such enhancement, obtains values as large as $\mathcal{G} \simeq 90$ in the examined T_l range. Note that \mathcal{G} is dependent on the choice of the structure parameters.

We can now clarify the reason why *long* junctions are more appropriate for the device to work. Since in long junctions [21] E_{Th} sets the temperature scale for the supercurrent, for sufficiently low lattice temperatures I_J is

independent of T_l and only depends on T_e as displayed in the inset of Fig. 3: by starting from a given temperature T_e at $V_R = 0$, an increase of V_R lowers T_e thus enhancing I_J . This shows that it is advisable to choose a temperature window where the slope of the $I_J(T_e)$ characteristic is large in the range of a high cooling power from the control line, in order to achieve large supercurrent enhancements (of the order of several hundreds percent) with small temperature variations. This optimized temperature range is marked by the hatched area and is well within the cooling performance of the chosen refrigerators. Note that in the *short* junction limit ($\Delta_J \ll E_{Th}$), it is the energy gap $\Delta_J(T)$ which sets the temperature dependence of the supercurrent, thus implying a much reduced effect from the cooling line.

We would like, furthermore, to comment on the impact of power dissipation in this device for practical applications. For fixed geometry a straightforward comparison shows that, in the present case, control currents I_R corresponding to bias larger than $2\Delta_R/e$ are at least two orders of magnitude lower ($I_R \approx 10^{-6}$ A) [29] than in the existing *all-normal* controllable Josephson junctions [14, 15, 16, 17]. For bias corresponding to supercurrent enhancement, on the other side, control currents are at least four orders of magnitude lower, due to the dependence of tunneling subgap current from barrier resistance. These considerations suggest that such a device can be well suited for high-density and ultra-low dissipation cryogenic applications.

In conclusion, a promising scheme to obtain transistor effect in a Josephson weak link was presented. A realistic Nb/Cu/Nb weak link in combination with Al/Al₂O₃/Cu refrigerators was analyzed and we demonstrated that a supercurrent enhancement of several hundreds percent can be achieved. Moreover, the drastic reduction of control currents intrinsic to the proposed design with respect to existing schemes makes such a structure of interest for applications where extremely low power dissipation is required at cryogenic temperatures.

The authors gratefully acknowledge J. P. Pekola for fruitful discussions. The present work was supported in part by INFM under the PAIS project TIN.

-
- [1] C. Hagmann, D. J. Benford, and P. L. Richard, *Cryogenics* **34**, 213 (1994).
 - [2] D. V. Anghel, A. Luukanen, and J. P. Pekola, *Appl. Phys. Lett.* **78**, 556 (2001).
 - [3] H. L. Edwards, Q. Niu, and A. L. de Lozanne, *Appl. Phys. Lett.* **63**, 1815 (1993).
 - [4] M. Nahum, T. M. Eiles, and J. M. Martinis, *Appl. Phys. Lett.* **65**, 3123 (1994).
 - [5] F. Giazotto, F. Taddei, R. Fazio, and F. Beltram, *Appl. Phys. Lett.* **80**, 3784 (2002).
 - [6] R. G. Melton, J. L. Paterson, and S. B. Kaplan, *Phys. Rev. B* **21**, 1858 (1980).
 - [7] A. Kapitulnik, *Appl. Phys. Lett.* **60**, 180 (1992).
 - [8] M. M. Leivo, J. P. Pekola, and D. V. Averin, *Appl. Phys. Lett.* **68**, 1996 (1996).
 - [9] A. J. Manninen, M. M. Leivo, and J. P. Pekola, *Appl. Phys. Lett.* **70**, 1885 (1997).
 - [10] A. Bardas and D. Averin, *Phys. Rev. B* **52**, 12873 (1995).
 - [11] B. J. van Wees, K.-M. H. Lenssen, and C. J. P. M. Harmans, *Phys. Rev. B* **44**, 470 (1991).
 - [12] F. K. Wilhelm, G. Schön, and A. D. Zaikin, *Phys. Rev. Lett.* **81**, 1682 (1998).
 - [13] S.-K. Yip, *Phys. Rev. B* **58**, 5803 (1998).
 - [14] A. F. Morpurgo, T. M. Klapwijk, and B. J. van Wees, *Appl. Phys. Lett.* **72**, 966 (1998).
 - [15] J. J. A. Baselmans, A. F. Morpurgo, B. J. van Wees, and

- T. M. Klapwijk, Nature (London) **397**, 43 (1999).
- [16] R. Shaikhaidarov, A. F. Volkov, H. Takayanagi, V. T. Petrashov, and P. Delsing, Phys. Rev. B **62**, R14649 (2000).
- [17] J. Huang, F. Pierre, T. T. Heikkilä, F. K. Wilhelm, and N. O. Birge, Phys. Rev. B **66**, 020507 (2002).
- [18] A. D. Zaikin and G. F. Zharkov, Sov. J. Low Temp. Phys. **7**, 184 (1981).
- [19] F. K. Wilhelm, A. D. Zaikin, and G. Schön, J. Low Temp. Phys. **106**, 305 (1997).
- [20] The presence of moderate barriers at the S_JN interfaces leads to a slight reduction of I_J , the overall qualitative behavior remaining substantially unaffected (see Refs. [13, 21]).
- [21] T. T. Heikkilä, J. Särkkä, and F. K. Wilhelm, Phys. Rev. B **66**, 184513 (2002).
- [22] The opposite limit, $L_R \ll l_{e-e}$, has been partially addressed by J. J. A. Baselmans, Ph. D. Thesis, University of Groningen (2002).
- [23] F. C. Wellstood, C. Urbina, and J. Clarke, Phys. Rev. B **49**, 5942 (1994).
- [24] J. P. Pekola, D. V. Anghel, T. I. Suppala, J. K. Suoknuuti, A. J. Manninen, and M. Manninen, Appl. Phys. Lett. **76**, 2782 (2000).
- [25] Note that for $k_B T_e \gg E_{Th}$, $I_J = I_C \sin(\phi)$ with $I_C = \frac{64\pi}{3+2\sqrt{2}} \frac{T_e}{e\mathcal{R}_N} \sqrt{\frac{2\pi T_e}{E_{Th}}} \exp\left(-\sqrt{\frac{2\pi T_e}{E_{Th}}}\right)$ [18, 19]. Hence, in this limit the critical current of the junction depends exponentially on the effective electron temperature.
- [26] M. G. Blamire, E. C. G. Kirk, J. E. Evetts, and T. M. Klapwijk, Phys. Rev. Lett. **66**, 220 (1991).
- [27] A. B. Gougam, F. Pierre, H. Pothier, D. Esteve, and N. O. Birge, J. Low Temp. Phys. **118**, 447 (2000).
- [28] For the SNS junction it is important to choose a superconductor with a gap larger than the operating voltage of the SINIS cooler, thus ensuring thermal isolation of the S_J reservoirs from the weak-link region to be cooled.
- [29] This can be further reduced by choosing appropriate higher tunnel barrier resistances.