

How to search a social network

Lada Adamic* and Eytan Adar

*HP Labs, 1501 Page Mill Road
Palo Alto, CA 94304*

Abstract

We address the question of how participants in a small world experiment are able to find short paths in a social network using only local information about their immediate contacts. We simulate such experiments on a network of actual email contacts within an organization as well as on a student social networking website. On the email network we find that small world search strategies using a contact's position in physical space or in an organizational hierarchy relative to the target can effectively be used to locate most individuals. However, we find that in the on-line student network, where the data is incomplete and hierarchical structures are not well defined, local search strategies are less effective. We compare our findings to recent theoretical hypotheses about underlying social structure that would enable these simple search strategies to succeed and discuss the implications to social software design.

Key words: social networks, small world experiment, online communities, email analysis

* ladamic@hpl.hp.com
<http://www.hpl.hp.com/research/idl>
tel: (650) 857-5072
fax: (650)852-8156

1 Introduction

Many tasks, ranging from collaboration within and between organizations, pursuit of hobbies, or forming romantic relationships, depend on finding the right people to partner with. Sometimes it is advantageous to seek an introduction through one's contacts, who could recommend one to the desired target. Finding such paths through a network of acquaintances is something people naturally do, for example, when looking for a job. How people are able to this, while using only local information about the network, is a question we address by analyzing real-world social networks. This analysis examines whether social networks are structured in a way to allow effective local search. In answering this question we have obtained insights that may be applicable to new commercial services, such as LinkedIn, Friendster, and Spoke¹, that have recently sprung up to help people network.

Social networking services gather information on users' social contacts, construct a large interconnected social network, and reveal to users how they are connected to others in the network. The premise of these businesses is that individuals might be only a few steps removed from a desirable business or social partner, but not realize it. The services allow their users to get to know one's friends of friends and hence expand their own social circle. On a smaller scale, the Club Nexus online community, which we describe later on in this paper, sought to help students at Stanford University organize activities and find others with common interests through their social network.

Although the online social networking trend may be fairly recent, the observation that any two people in the world are most likely linked by a short chain of acquaintances, known as the "small world" phenomenon, is not. It has been the focus of much research over the last forty years (Killworth and Bernard, 1978, 1979; Lundberg, 1975; Milgram, 1967; Travers and Milgram, 1969). In the 1960's and 70's, participants in small world experiments successfully found paths connecting individuals from Nebraska to Boston and from Los Angeles to New York . In 2002, 60,000 individuals were able to repeat the experiment using email chains with an average of 4.1 links to bridge continents (Dodds et al., 2003).

The existence of short paths, which is the essence of the small world phenomenon, is not particularly surprising in and of itself. This is due to the exponential growth in people as a function of distance in the case of random acquaintance networks. If we take the average number of acquaintances to be

1

<http://www.linkedin.com/>, <http://www.friendster.com>,
<http://www.spokesoftware.com>

about $c = 1000$ (Pool and Kochen (1978) estimated in 1978 that the number lies between 500 and 1,500), one would have c^2 or million “friends of friends” and c^3 or one billion “friends-of-friends-of-friends”. This means that it would take only 2 intermediaries to reach a number of people on the order of the population of the entire United States. Even with more recent estimates of personal network sizes of around 300 (McCarty et al., 2001), it would take fewer than 3 intermediaries to reach anyone in the country. In fact, the shortest paths may be contracted even further by the presence of a few well connected individuals. Newman (2003) has shown that because one is more likely to know highly connected individuals as opposed to poorly connected ones, ego centered networks can achieve sizes significantly larger than, for example, c^2 at distance two.

The above approximations assumed that the network is random. That is, the overlap in one’s friends and one’s friends of friends is negligible. In reality, social networks are far from random. Most of one’s contacts are formed through one’s place of residence and profession, forming tightly knit cliques (Killworth and Bernard, 1978, 1979). This means that many of one’s friends of friends already belong to the set of one’s own friends. Still, as was shown by Watts and Strogatz (1998) it takes only a few “random” links between people of different professions or location to create short paths in a social network and make the world “small”.

Although the existence of short paths is not surprising, it is another question altogether how people are able to select among hundreds of acquaintances the correct person to form the next link in the chain. Participants in small world experiments select a contact overwhelmingly on geographic proximity and similarity of profession to the target (Killworth and Bernard, 1978; Bernard et al., 1982). Recently, mathematical models have been proposed to explain why these simple strategies work for forming short paths. The models propose that social networks need to have a structure such that an individual who is closer, for example, geographically or professionally, has, with some probability, a shorter network distance to the target. By successively choosing individuals whose attributes are “closer” to the target’s attributes, one can rapidly navigate the social network to form a chain to the target.

The hierarchical network model of Watts et al. (2002) assumes that individuals belong to groups that are embedded hierarchically into larger groups. The term group refers to any collection of individuals with which some well-defined set of social characteristics is associated. For example, an individual might belong to a research lab, that is in turn part of an academic department, that is part of a university. The probability that two individuals have a social tie to one another is proportional to $e^{-\alpha h}$, where h is the height of their lowest common branching point in the hierarchy, and α is the decay parameter. The decay in linking probability means that two people in the same research lab-

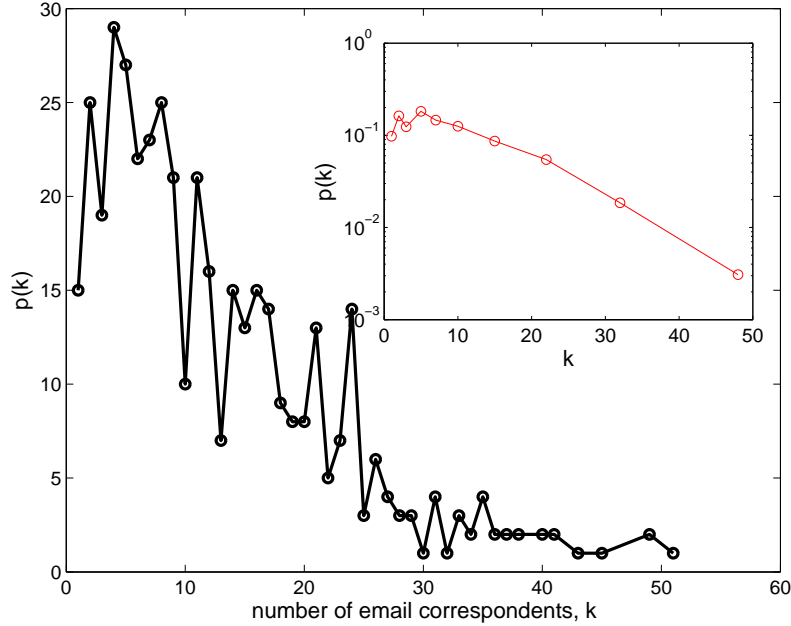


Fig. 1. Degree distribution in the HP Labs email network. Two individuals are linked if they exchanged at least 6 emails in both directions. The inset shows the same distribution, but on a semilog scale, to illustrate the exponential tail of the distribution

oratory are more likely to know one another than two people from the same department but different research labs.

Watts et al. applied, on artificial networks, a simple greedy search strategy that selects the next step in the chain to be the neighbor of the current node who is closest to the target in an attribute such as profession or geography. Each node in the chain has a fixed probability, called the attrition rate, of not passing the message further. The results of numerical experiments on these artificially constructed networks showed that for a range of network parameters, the constructed networks are “searchable”, meaning that a minimum fraction of search paths find their target before attrition terminates them.

Kleinberg (2000, 2001) posed a related question: how social networks need to be structured in order for a simple greedy strategy to find near optimal paths through the network. Unlike the study of Watts. et al., there is no attrition - all chains run until completion, but need to scale as the actual shortest path in the network does. In the case of a small world network, the average shortest path scales as $\ln(N)$, where N is the number of nodes.

Kleinberg proved that a simple greedy strategy based on geography could achieve chain lengths bounded by $(\ln N)^2$ if the probability of two individuals linking is inversely proportional to the square of the distance. That is, a person would be four times as likely to know someone living a block away than someone two city blocks away. However, Kleinberg also proved that if the

probabilities of acquaintance do not follow this relationship, nodes would not be able to use a simple greedy strategy to find the target in polylogarithmic time. Kleinberg also derived results for individuals belonging to hierarchically nested groups. If the probability of two people linking to one another is inversely proportional to the size of the smallest group that they both belong to, then greedy search can be used to find short paths in polylogarithmic time.

The models of both Watts et al. and Kleinberg show that the probability of acquaintance needs to be related to the proximity between individuals' attributes in order for simple search strategies using only local information to be effective. We will tie these models to the small world and reverse small world experiments by simulating on real world networks the strategies people have reported using and comparing the success of these strategies with the degree to which the networks conform to a theoretically searchable structure. Note that we are not examining here what small world participants actually do, as this has been the subject of extensive work (Killworth and Bernard, 1978, 1979; Lundberg, 1975; Milgram, 1967; Travers and Milgram, 1969; Dodds et al., 2003). Rather, we are taking the strategies that participants have reported using, and are testing, in two experiments, when these strategies really can be used successfully and why. The first experiment, described in Section 2 is performed on a network where social relationships were inferred from email exchanges and represent a fairly complete picture of the communication network. The second, described in section 3 is a search on a network extracted from a social networking website, containing partial information about the true network. We also discuss how the differences between networks constructed through email analysis and the website impact search performance.

2 Search in an Email Network

We first analyzed the email logs at HP Labs to test the assumptions of the theoretical models regarding the structure of social networks and the success of simple search strategies. We took the email network to be fairly representative of the underlying communication network. A recent study in the UK (Smith et al., 2003) found that email was used to communicate with 80% of one's social network for the 25-35 age group (60% for the 50-60 age group). We expect the percentages to be significantly higher at HP Labs where email is fairly indispensable. Although individuals have many ways of communicating, including face-to-face, over the phone and through instant messaging, it is unlikely that they communicate without exchanging any email at all. Email is used to forward information such as documents, URLs, and other people's email messages, as well as to schedule face-to-face and phone meetings. Sometimes, email will be used in tandem with another communication medium such as voicemail, for example, when an important email is followed up by a

voicemail to make sure that the email is read (Tyler and Tang, 2003).

We derived a social network from the email logs by defining a social contact to be someone with whom an individual had exchanged at least 6 emails both ways over the period of approximately 3 months. Mass emails that are sent to more than 10 individuals at once were removed. By introducing these thresholds, we sought to minimize the likelihood of including one sided communication, such as general announcements, or a very brief email exchange, where individuals do not get to know one another. The relatively low threshold of 6 emails still captured weak ties between people in different departments with little overlap in their social contacts. Weak links have been shown to play a role job searches and information diffusion (Granovetter, 1973). What we will show is that these weak ties also play an important role in small world search. In balance with strong ties that exist within departments and close physical proximity, they provide a social network structure favorable to search.

Imposing a communication threshold yielded a network of 430 individuals with a median number of 10 acquaintances and a mean of 12.9. The degree distribution, shown in Figure 1, is highly skewed with an exponential tail. The shape of the distribution matches that of the estimated network sizes from scale-up and summation methods of McCarty et al. (2001). The smaller average number of contacts reflects the restricted setting of a small organization. The resulting network, consisting of regular email patterns between HP Labs employees, had 3.1 links separating any two individuals on average, and a median of 3.

In the simulated search experiments, we considered three different properties of the nodes: degree, position in the organizational hierarchy, and physical location. In this simple algorithm, each individual can use knowledge only of their own email contacts, but not their contacts' contacts, to forward the message. In order to avoid passing the message to the same person more than once, the participants append their names to the message as they receive it, just as was done in the original experiment by Milgram. We tested three corresponding strategies, at each step passing the message to the contact who is

- best connected
- closest to the target in the organizational hierarchy
- located in closest physical proximity to the target

The first strategy is a high-degree seeking strategy and selects the individual who is more likely to know the target by virtue of the fact that he/she knows so many people. It has been shown (Adamic et al., 2001), that high degree seeking strategies are effective in networks with a power-law degree distribution with an exponent γ close to 2. In a power-law network, the probability of

having k contacts is $p(k) \sim k^{-\gamma}$. This is precisely the degree distribution of the unfiltered HP Labs email network, where all communication, including unidirectional and infrequent correspondence, is taken into account (Wu et al., 2004). The power-law distribution in the raw network arises because there are many external senders emailing just a few individuals inside the organization, and there are also some individuals inside the organization sending out announcements to many people and hence having a very high degree.

Once we limit ourselves to emails within HP Labs and impose a threshold to identify only reciprocal and repeated social contacts, fewer individuals have a high degree. As we showed above, the filtered network does not have a power-law degree distribution, but rather an exponential tail, similar to a Poisson distribution. Adamic et al. (2001) showed that a search strategy attempting to use high degree nodes in a Poisson network performs poorly.

Simulation confirmed that the high degree seeking search strategy was unsuitable for the filtered HP email network. The median number of steps required to find a randomly chosen target from a random starting point was 16, compared to the three steps in the average shortest path. Even worse, the average number of steps was 43. This discrepancy between the mean and median is a reflection of the skewness of the distribution: the high degree individuals and their contacts are easy to find, but others who do not have many links and do not have high degree neighbors are difficult to locate using this strategy. The unsuitability of the high degree degree strategy is also intuited by participants in small world experiments. Bernard et al. (1982) found that contacts were chosen because they “knew a lot of people” only 7 percent of the time. Similarly, Dodds et al. (2003) found that individuals in successful chains were far less likely than those in incomplete chains to choose recipients based on their degree (1.6 versus 8.2%).

The second strategy consists of passing the message to the contact closest to the target in the organizational hierarchy. In our simulation individuals are allowed full knowledge of the organizational hierarchy (in actuality, employees can reference an online organizational chart). However, the communication network that they are trying to navigate is hidden to them beyond their immediate contacts. Figure 2 illustrates such a search, labeling nodes by their hierarchical distance (h -distance) from the target. At each step in the chain the message is passed to someone closer in the organizational hierarchy to the target. Note that the message does not need to travel all the way to the top of the organizational hierarchy and instead takes advantage of a shortcut created by individuals in different research groups communicating with one another. The h -distance, used to navigate the network, is computed as follows: individuals have h -distance one to their manager and to everyone they share a manager with. Distances are then recursively assigned, so that each individual has h -distance 2 to their first neighbor’s neighbors, and h -distance

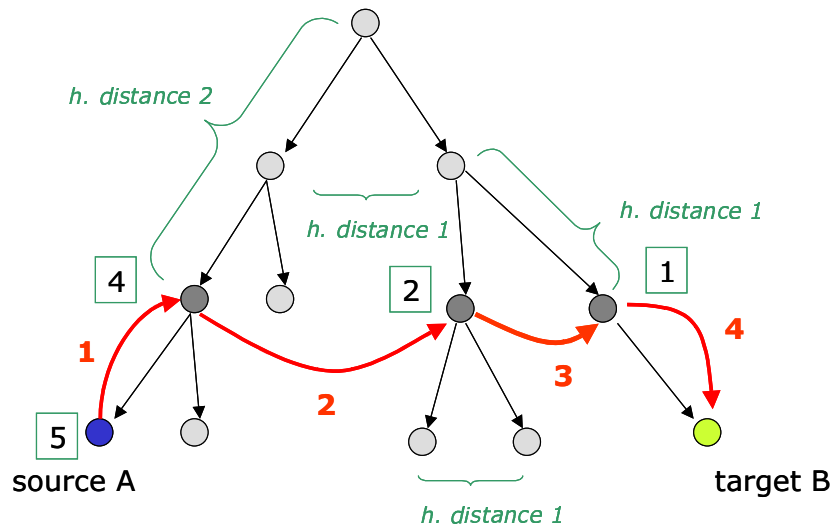


Fig. 2. Example illustrating a search path using information about the target’s position in the organizational hierarchy to direct a message. Numbers in the square give the h-distance from the target.

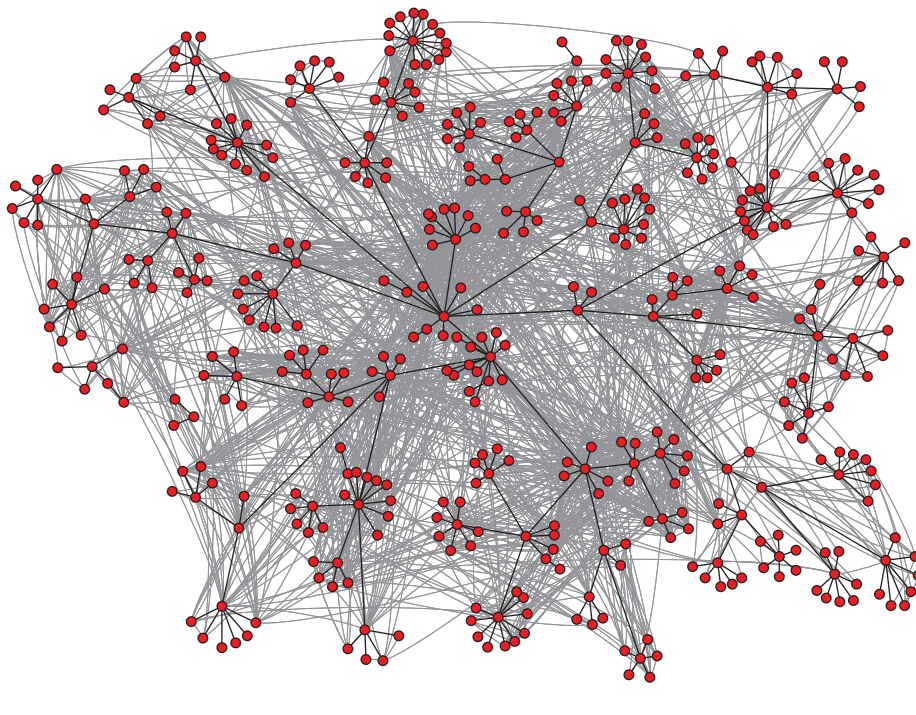


Fig. 3. HP Labs’ email communication (light grey lines) mapped onto the organizational hierarchy (black lines). Note that communication tends to “cling” to the formal organizational chart.

3 to their second neighbor’s neighbors, etc.

The search strategy relies on the observation, illustrated in Figures 3 and 4,

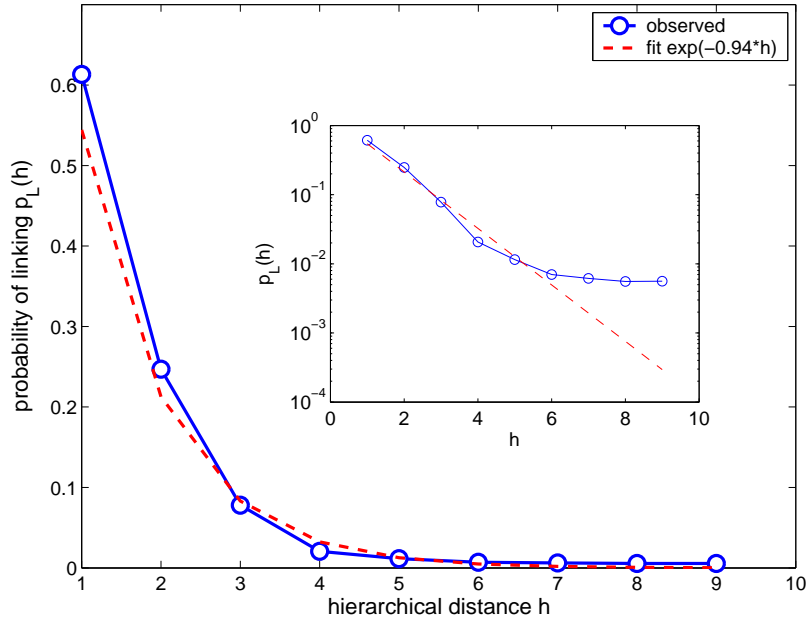


Fig. 4. Probability of linking as a function of the separation in the organizational hierarchy. The exponential parameter $\alpha = 0.94$, is in the searchable range of the Watts model (Watts et al., 2002)

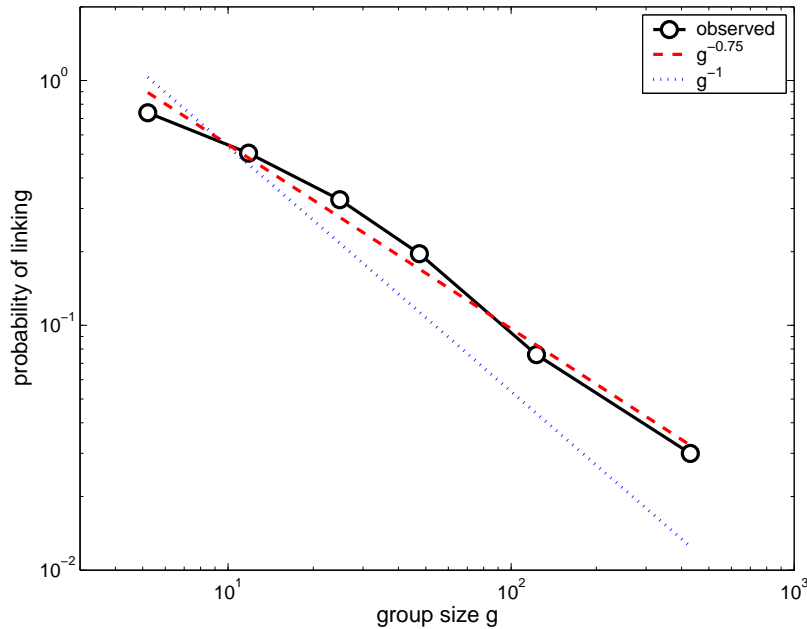


Fig. 5. Probability of two individuals corresponding by email as a function of the size of the smallest organizational unit they both belong to. The optimum relationship derived in (Kleinberg, 2001) is $p \sim g^{-1}$, g being the group size. The observed relationship is $p \sim g^{-3/4}$.

that individuals closer together in the organizational hierarchy are more likely to email one another.

The relationship found between separation in the hierarchy and probability of correspondence, shown in Figure 4, is well within the searchable regime identified in the model of Watts et al. (2002). However, the probability of linking as a function of the size g of the smallest organizational group that both individuals belong to, shown in Figure 5, is a slightly different ($p \sim g^{-3/4}$) from the optimal g^{-1} (Kleinberg, 2001). This means that far-flung collaborations occur slightly more often than would be optimal for the particular task of searching, at the expense of short range contacts. The tendency for communication to occur across the organization was also revealed in an analysis utilizing spectroscopy methods on the same email network (Tyler et al., 2003). While collaborations mostly occurred within the same organizational unit, they also occasionally bridged different parts of the organization or broke up a single organizational unit into noninteracting subgroups.

Given the close correspondence between the assumptions of the models regarding group structure and the email network, we expected greedy strategies using the organizational hierarchy to work fairly well. Indeed, this was confirmed in our simulations. The median number of steps was only 4, close to the median shortest path of 3. The mean was 5 steps, slightly higher than the median because of the presence of a four hard to find individuals who had only a single link. Excluding these 4 individuals as targets resulted in a mean of 4.5 steps. This result indicates that not only are people typically easy to find, but nearly everybody can be found in a reasonable number of steps.

The last experiment we performed on the HP email network used the target’s physical location. Individuals’ locations are given by their building, the floor of the building, and the nearest building post (for example “H15”) to their cubicle. Figure 6 shows the email correspondence mapped onto the physical layout of the buildings. The general tendency of individuals in close physical proximity to correspond holds: over 87% percent of the 4000 email links are between individuals on the same floor.

We approximate the distance between two cubicles by the “street” distance between their posts with building separations and stairway lengths factored in. The relationship between linking probability and distance r , shown in Figure 7, is $1/r$, different than the optimum $1/r^2$ relationship Kleinberg derived for two dimensional space. To be fair, the number of potential contacts at a given distance, shown in the inset of Figure 7, does not increase as r^2 (as is assumed in Kleinberg’s analysis) because of the limiting geometry of the buildings. Still, the $1/r$ relationship most likely points to a mild shortage of short-range links. This is the same inverse relationship found by Allen (1995) between researchers physical separation within an R&D lab and the probability that they communicate at least one a week about technical and scientific matters. We further find that cubicle distance is correlated, but not completely ($\rho = 0.35$), with individuals’ separation in the organizational hierarchy. A pos-

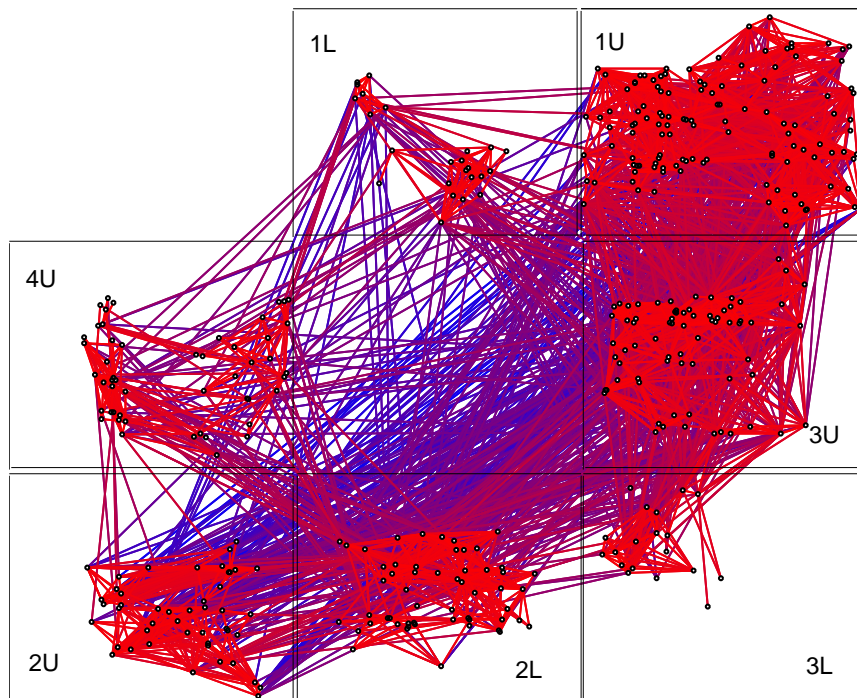


Fig. 6. Email communications within HP Labs mapped onto approximate physical location based on the nearest post number and building given for each employee. Each box represents a different floor in a building. The lines are color coded based on the physical distance between the correspondents: red for nearby individuals, blue for far away contacts.

sible explanation is that the cost of moving individuals from one cubicle to another when re-organizations occur or new individuals join, may outweigh the benefit of placing everyone in the same organizational unit in one location. The availability of other communication media, such as email, telephone, and instant messaging, reduces the frequency with which individuals need to interact face to face, and hence the need to have nearby cubicles.

The shortage of short range links hinders search because one might get physically quite close to the target, but still need a number of steps to find an individual who interacts with them. Correspondingly, our simulations showed that geography could be used to find most individuals, but was slower, taking a median number of 6 steps, and a mean of 12. The fact that the strategy using geography trails behind a strategy using the target’s professional position, is in agreement with Milgram’s original findings. Travers and Milgram (1969) divided completed chains between those that reached the target through his professional contacts and those that reached him through his hometown. On average those that relied on geography took 1.5 steps longer to reach the target, a difference found to be statistically significant. The interpretation by Travers and Milgram was the following: “Chains which converge on the target principally by using geographic information reach his hometown or the surrounding areas readily, but once there often circulate before entering the

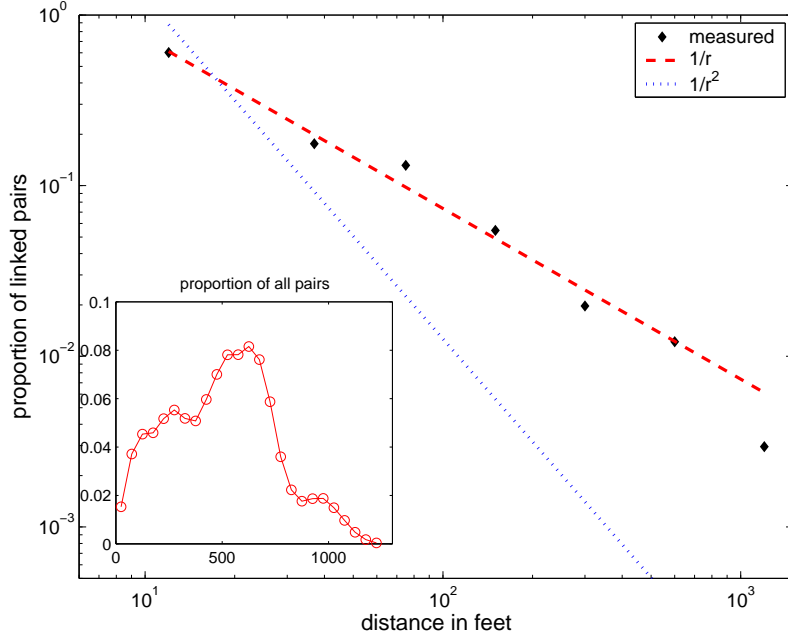


Fig. 7. Probability of two individuals corresponding by email as a function of the distance between their cubicles. The inset shows how many people in total sit at a given distance from one another.

strategy	median number of steps	mean number of steps
high degree	16	43.2
organizational hierarchy	4	5.0
geography	6	11.7

Table 1

Search times using various strategies. The actual average shortest path is 3.1.

target’s circle of acquaintances.”

Table 1 summarizes the results of searches using each of the three strategies. It shows that both searches using information about the target outperform a search relying solely on the degree of one’s contacts. It also shows the advantage, consistent with Milgram’s original experiment, of using the target’s professional position as opposed to their geographic location to pass a message through one’s contacts.

The simulated experiments on the email network verify the models proposed by Watts et al. (2002) and Kleinberg (2000) to explain why individuals are able to successfully complete chains in small world experiments using only local information. When individuals belong to groups based on a hierarchy and are more likely to interact with individuals within the same small group, then one can safely adopt a greedy strategy - pass the message onto the individual most like the target, and they will be more likely to know the target or someone

closer to them. At the same time it is important to note that there are slightly fewer short range contacts both in physical and hierarchical space, than the optimal proportions found by Kleinberg (2000, 2001).

Our email study is a first step, validating these models on a small scale. It gives a concrete way of observing how the small world chains can be constructed. It is quite likely that similar relationships between acquaintance and proximity (geographical or professional) hold true in general, and therefore that small world experiments succeed on a grander scale for the very same reasons.

3 Searching a network of Friends

The email data we analyzed above provides a fairly complete view of interpersonal communication within an organization and can be extracted automatically. In this section we are interested in exploring a different kind of network, one constructed from ties reported by the individuals themselves in the setting of an online social networking site. We obtained friendship network data from a community website, Club Nexus (Adamic et al., 2003), that allowed Stanford students to explicitly list their friends. Over 2,000 undergraduate and graduate students joined Club Nexus and listed their friends as part of the registration process. The online community provided rich profiles for each of its users, including their year in school, major, residence, gender, personalities, hobbies and interests. The richness of the profiles allowed for detailed social network analysis, including identifying activities and preferences influencing the formation of friendship (Adamic et al., 2003).

Club Nexus differed in several respects from the HP Labs email network, and these differences made it difficult to apply a simple greedy search strategy to the network. It reflected only a subset of each persons contacts - those that they would consider friends. Rather than being able to observe email interactions, as we had with the HP Labs data set, we had to rely on the users themselves to list social ties on the site. Upon registering, users were presented with a “buddy list” screen where they could add their friends to their buddy list. The text at the top of the page read: “Your Buddy List forms the backbone of the Club Nexus system. From your list of friends, the system will construct your social network - a required step to enjoy any usage of Club Nexus”. Users could add a buddy either by supplying the buddy’s first and last name and email address, or by searching for them by first or last name in the database of all Stanford students. Each person added to the buddy list would then be sent an email asking to reciprocate the connection by adding the user to their buddy list and to set up an account on Club Nexus if they had not done so already. A link that was not reciprocated was deleted from the system, leaving only bidirectional links that might have been initiated by

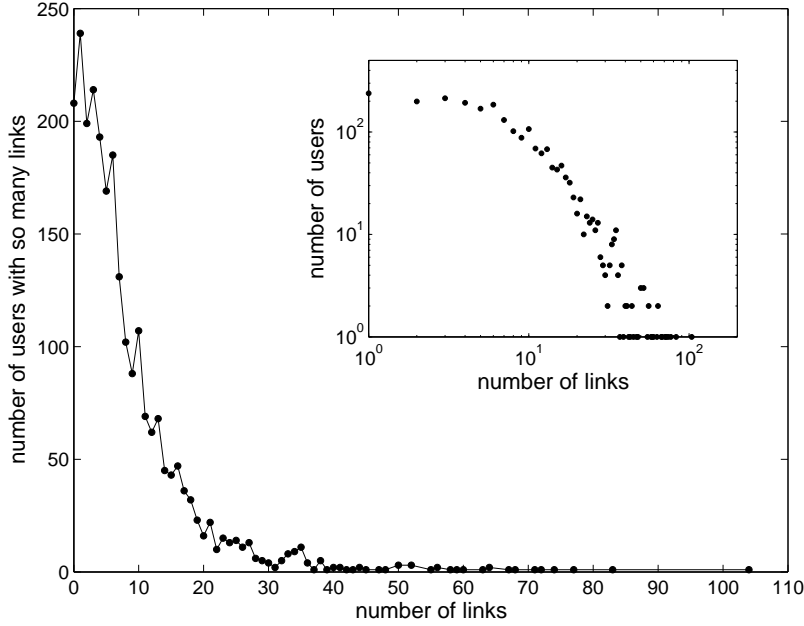


Fig. 8. Distribution of the number of friends listed by Club Nexus users. The inset shows the same distribution on a logarithmic scale.

either of the two individuals.

The open-ended request for information on one’s social network produced buddy lists varying widely in size. Approximately 209 users specified no friends, and a further 238 listed only 1 friend. On the other end of the distribution, some users had a ‘buddy’ list containing dozens of friends, resulting in an average degree of 8.2. This is in part a reflection of the fact that some users have more friends than others, but also that some are more eager to list their friends names, or list more than just their closest friends, on a website. The full distribution is shown in Figure 8. Since so many users listed few or no friends on the website, the Club Nexus social network represents only a subset of the actual friendships between the students. The Club Nexus network also differs from the personal networks typically utilized by subjects in small world experiments, in that most users’ links, in addition to being restricted to just a subset of their friends, typically do not include acquaintances.

Given this incomplete network, we tested whether information about the target could still be used successfully guide a small-world search. We considered information such as dorm, year, major, sports, and hobbies of the target in guiding the search, but these criteria were weak clues compared to information such as position in the organizational hierarchy and cubicle location that we had for the HP Labs email network. The clues were weak for several reasons. The first was due to the lack of acquaintanceship links. For example, two students living in the same dorm have only about a 5% probability of being Nexus ‘buddies’, even though one could assume that the individuals at the

very least know each other by sight. The second difficulty is that closeness in attributes such as geographical location, does not necessarily correspond to probability of there being a link, as is required by Kleinberg's model. In the Club Nexus data, two people living in different dorms have only a 0.3% chance of being buddies, regardless of how far apart these residences are. Hence a simple greedy geographical search, fairly successful in the case of the HP Labs email network, would not be able to home in on a residence geographically on the Stanford campus.

Finally, it was difficult to construct a hierarchy for each attribute as required by the model of Dodds et al. (2003). Attributes such as sports or movie genre preferences were difficult to compare except as exact, binary matches. For example, it is not clear how similar a swimmer is to a baseball or football player. For two attributes, department and year in school, we were able to place attributes in two tier hierarchies. We looked not only if users belong to the same department but also whether their departments belong to the same school. For example, two students might be in the School of Engineering, but one might be a chemical engineer while the other is a mechanical engineer. We considered whether students were undergraduates or graduates, followed by what year they were in. We also took into consideration whether students were in the same year, or a year apart. Figure 9 shows how likely two individuals are to be registered as friends on Club Nexus as a function of the number of years in school separating them. For both undergraduates and graduates, two people in the same year have approximately a 1% chance of being Nexus 'buddies', a probability so small as to not be sufficient on its own to direct the search toward the target.

Our most successful strategy utilizing the user profiles compared 5 attributes simultaneously for the target and a person one is considering passing the message to. The possible combinations of attributes were:

- both undergraduate, both graduate, or one of each
- same year, a year apart, or more than a year apart
- both male, both female, or one of each
- same or different residences
- same or different major/department and school

We then calculated the probability that two people know each other (or have a friend in common) based on all possible combinations of these variables. The simulation assumes that individuals would be able to judge, for example, the relative likelihood of someone in the same year knowing the target, as opposed to someone in a different year, but in the same dorm. Including additional attributes, such as the number of shared interests in sports or other activities, did not improve the search times further. We experimented with recursively removing low degree or high degree individuals from the network. As can be

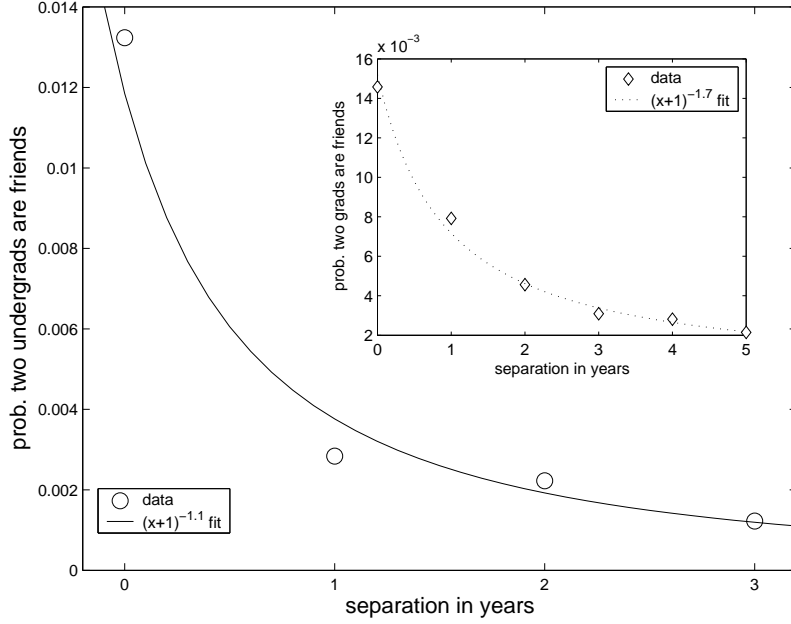


Fig. 9. Probability of two undergraduates linking as a function of the difference in their year in school. The inset shows the same for graduate students.

link bracket	size of connected component	average shortest path	median # steps	mean # steps
≥ 1	2228	4.0	28	135
≥ 2	1992	3.8	23	77
≥ 3	1761	3.6	20	54
≥ 4	1502	3.5	18	43
≥ 5	1204	3.3	14	33
≤ 20	1929	5.6	79	231

Table 2

Search times for networks where low degree or high degree nodes are pruned.

seen from Table 2, removing low degree nodes contracts the average shortest path, and makes search shorter as well. On the other hand, removing very high degree nodes hurts search by removing connectors that help in completing paths.

We also compared our results to a simple high-degree strategy. For example, if we keep nodes having 3 or more connections, this leaves us with 1761 users, with median degree of 6, and average degree of 11. Our strategy requires a median of 20 steps and a mean of 53 compared to a high degree strategy on the same network that takes a median number of 39 steps, and 137 on average.

Using information about the target outperforms a high-degree strategy, but

the twenty steps required on average are still a far cry from the six degrees found in real-world small world experiments. The network is still just barely searchable, according to the definition provided by Watts et al. (2002). Assigning an attrition rate of $r = 0.25$, meaning that at every step there is a 25% chance that an individual will not pass the message on, 5% of the messages reach their target, in an average of 4.8 steps.

What we see is that a simple greedy search is not particularly effective, especially once one is already confined to a small geographical space, such as a university campus. Further, the contacts that are available to the simulation, most of them being close friends of the individual, are just a small fraction of the complete social network. This is in contrast to the observation made by Granovetter (1973), that it is the “weak ties” that play a disproportionately important role in bridging different portions of a social network. In the recent small world study, Dodds et al. (2003) found relationships described as “casual” and “not close” to be more frequently used in successful chains. In the reverse small world experiment performed by Killworth and Bernard (1978), participants chose on average about 210 different acquaintances to pass the message to various hypothetical targets. This indicates that individuals must be selecting from a large arsenal of acquaintances, something the Club Nexus data set does not provide.

We also speculate that individuals participating in small world experiments are able to navigate geographical and professional space by using knowledge not only of a substantial portion of their immediate social networks, but also by using more sophisticated strategies that look more than just one step ahead. Bernard et al. (1982) found that many of the participants in a reverse small world experiment were thinking two steps ahead, by selecting individuals who were not associated with the target by any characteristics of their own but through an association with an intermediate individual. This is also supported by the work of Friedkin (1983) on horizons of observability that showed that individuals can be aware of others who are two steps removed in the network. He found that the probability that individuals who do not directly interact are aware of each other increases with the number of paths of length two which connect them in the network.

This is an important consideration for those constructing social software websites. Users only allowed to communicate with close, local neighbors will be at a disadvantage to those with access to information about their casual acquaintances and second degree neighbors. It is therefore important for the website to expose additional information or to suggest contacts based on a global view.

4 Conclusion

In recent years it has become much simpler to harvest large social networks due to the growing rise in popularity of electronic communication media such as email, instant messaging and online communities. By taking advantage of the availability of large social networks, our small world experiment ties together recent theoretical results of social network structure that is conducive to search and the strategies used in previous small world experiments. The first small world experiments were only able to trace narrow chains through a social network and to record individuals strategies. Reverse small world experiments delved deeper into individuals strategies and isolated individuals' social networks, but again could not expose the full underlying social network. Our experiment bridged recent theory on social network structure and small world experiments by taking entire observed social networks and applying the strategies that small world experiment participants report using. We then correlated the success of the search strategies with the structure of the underlying social network.

We simulated small world search in two scenarios. The first was within an organization, where a substantial portion of regular correspondence is captured through email. The second was an online community at a university where members of the community volunteer information about themselves and who their friends are. We constructed networks from both communities and simulated a straightforward greedy search on the network - each node passes the message to a neighbor who is most like the target.

In the case of the email network, the strategies were successful - messages reached most individuals in a small number of steps, and using information about the target outperformed simply choosing the highest degree neighbor. This was due in large part to the agreement with theoretical predictions by Watts et al. and Kleinberg about optimal linking probabilities relative to separation in physical space or in the organizational hierarchy. It may be the case that social ties in general are somewhat less structured than acquaintanceships within a small organization such as HP Labs. This could make it more difficult to orient the search, but is probably compensated by a wider range of connections available to participants in world-wide small world experiments.

In the case of the online community, strategies using information about the target were less successful, but still outperformed a simplistic high degree search. The limited success of greedy search is not surprising given that most available dimensions that could be searched on were binary, with targets either sharing an attribute or not. The dimensions could not be organized into a hierarchy that would allow a search to home in on its target. Geography was also almost a binary variable, since the probability of students being friends was on

average independent on the separation between their dorms (unless they happened to live in the same one). Perhaps most importantly, non-participation or missing data biased the results by hiding connections that could be used in the search. Individual's social networks (those that include all of one's friends, family, and acquaintances) are in general broader than either the HP Labs or Club Nexus personal networks because they include individuals met through school, work, neighborhood, and other interests.

For the developers of social software it is important to understand how different data collection techniques (automated, implicit versus manual, explicit) impact the resulting social network and how these networks relate to the real world. Where the data is incomplete or reflects non-hierarchical structure, tools that support social search should assist users by either providing a broader view of their local community or directly assisting users through a global analysis of the network data.

Acknowledgements

We would like to thank Orkut Buyukkokten for the Club Nexus data and Joshua Tyler for helping to map physical distances at HP Labs. We would also like to thank Kevin Lai, Rajan Lukose and Bernardo Huberman for their helpful comments and suggestions.

References

- Adamic, L. A., Buyukkokten, O., Adar, E., June 2003. A social network caught in the web. *First Monday* 8 (6).
- Adamic, L. A., Lukose, R. M., Puniyani, A. R., Huberman, B. A., 2001. Search in power-law networks. *Phys. Rev. E* 64, 046135.
- Allen, T. J., 1995. *Managing the Flow of Technology*. MIT Press, Cambridge, MA.
- Bernard, H. R., Killworth, P. D., McCarty, C., 1982. Index: An informant-defined experiment in social structure. *Social Forces* 61 (1), 99–133.
- Dodds, P. S., Muhamad, R., Watts, D. J., 2003. An experimental study of search in global social networks. *Science* 301, 827–829.
- Friedkin, N. E., 1983. Horizons of observability and limits of informal control in organizations. *Social Forces* 62 (1), 57–77.
- Granovetter, S., 1973. The strength of weak ties. *American Journal of Sociology* 78, 1360–80.
- Killworth, P., Bernard, H., 1978. Reverse small world experiment. *Social Networks* 1, 159–192.

- Killworth, P. D., Bernard, H. R., 1979. A pseudomodel of the small world problem. *Social Forces* 58 (2), 477–505.
- Kleinberg, J., 2000. Navigation in a small world. *Nature* 406.
- Kleinberg, J., 2001. Small-world phenomena and the dynamics of information. *Advances in Neural Information Processing Systems (NIPS)* 14.
- Lundberg, C. C., 1975. Patterns of acquaintanceship in society and complex organization: A comparative study of the small world problem. *Pacific Sociological Review* 18, 206–222.
- McCarty, C., Killworth, P. D., Bernard, H. R., Johnsen, E. C., Shelley, G. A., 2001. Comparing two methods for estimating network size. *Human Organization* 60 (1), 28–39.
- Milgram, S., 1967. The small-world problem. *Psychology Today* 1, 62–67.
- Newman, M. E. J., 2003. Ego-centered networks and the ripple effect. *Social Networks* 25, 83–95.
- Pool, I., Kochen, M., 1978. Contacts and influence. *Social Networks* 1, 5–51.
- Smith, H., Rogers, Y., Brady, M., 2003. Managing one’s social network: Does age make a difference? In: *Proceedings of INTERACT 2003*. Kluwer Academic, pp. 551–558.
- Travers, J., Milgram, S., 1969. An experimental study of the small world problem. *Sociometry* 32, 425–443.
- Tyler, J. R., Tang, J. C., 2003. When can i expect an email response? a study of rhythms in email usage. In: *Proceedings of the Eighth European Conference on Computer Supported Cooperative Work*. Kluwer Academic, p. 239.
- Tyler, J. R., Wilkinson, D. M., Huberman, B. A., 2003. Email as spectroscopy: Automated discovery of community structure within organizations. In: *Proceedings of the International Conference on Communities and Technologies*. Kluwer Academic Publishers, Netherlands, pp. 81–96.
- Watts, D. J., Dodds, P. S., Newman, M. E. J., 2002. Identity and search in social networks. *Science* 296, 1302–1305.
- Watts, D. J., Strogatz, S. H., 1998. Collective dynamics of small-world networks. *Nature* 393, 440–442.
- Wu, F., Huberman, B. A., Adamic, L. A., Tyler, J., 2004. Information flow in social groups. *Physica A* 337, 327–335.